

See These and Other Fine Products at our Display at  
**AG PROGRESS DAYS - AUGUST 15, 16 & 17**

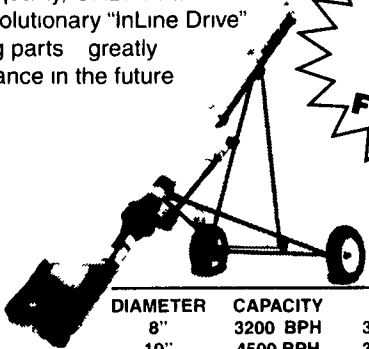
West 6th Street

We Look Forward To Seeing You

**Your Source For Quality Grain Handling Equipment**

*A premium quality galvanized auger designed for low maintenance operation.*

Mayrath introduces the all new "InLine Drive" series of portable grain augers. Mayrath has combined operational efficiency with long term dependability providing you with a high quality, GALVANIZED auger at a very affordable price. The revolutionary "InLine Drive" system minimizes the number of moving parts greatly reducing costly down-time and maintenance in the future.



**Mayrath**  
InLine Drive

DIAMETER	CAPACITY	LENGTHS
8"	3200 BPH	32', 42', 52', 62', 72'
10"	4500 BPH	32', 42', 52', 62', 72'

Several Sizes In Stock Ready For Work




*The InLine Drive Unique in design, high in efficiency.*

The gearbox is located 'InLine' with the actual auger flighting. The outer tuber is expanded to allow unobstructed and efficient flow of grain past the gear box section. This design proves to be both economical and low maintenance in operation.

**DeMuth AGRI-PRODUCTS**

"More than 70 years Service to the Dairy Industry"



**Single Chain Conveyor**

Also Available BELT CONVEYOR

High quality, heavy-duty construction for years of dependable service. All-bolted construction to quickly and easily add or remove sections.

**Express Feeder**



Also Available BELT FEEDER

Without moving motors, sweeper brushes or flights, the feed is distributed quietly & efficiently at a rate of 1250 lbs. of corn silage per minute. Feed stays mixed.

**BeltVeyor.**

*The Original* — BELT-IN-A-TUBE


**10" unit moves up to 5,000 bu. per hr.**  
**14" unit moves up to 9,000 bu. per hr.**

The BeltVeyor is a durable workhorse for any grain handling or bulk materials operation. It offers safety, low maintenance, low power requirements, high capacity and best of all handles grain or bulk without agitation and reduces breaking or cracking. Optional PTO, gas or electric motor drive with optional hydraulic, manual or electric winch. 10' available in 20' to 85' lengths, the 14' is available in 30' to 85' lengths, all in 5' increments.

**Shown with New Slip-Pit™ Accelerator**

Increase capacity while you unload material either under the hopper trailer or truck tailgate. Available with hydraulic or electric drive. Simply lower the end roller and pull the maneuvering arm to slip into position.

Transports easy, mounts beside your conveyor.




**Problems? Ritchie Solutions.**

**Rugged Construction**  
 The WaterMaster from Ritchie is built for long life and we'll guarantee it for 10 years.

**Dependable, Economical Water Delivery**  
 Sealed urethane foam insulation protects water from cold, allowing the unit to operate longer before the constant flow is turned on, creating a reduction in water waste.

**Easier to Maintain**  
 WaterMaster fits over an existing stem wall and unlike concrete is lightweight and easy to install. Built-in over-flow and drain eliminates troublesome standpipes. Durability, easy maintenance and reliability - with less water waste. All backed by 75 years of dependable service. Guaranteed. Just ask a user, then.

**54" and 90"**  
Units Available



ASK ABOUT OUR MANY MODELS IN STOCK! ELECTRIC OR ENERGY-FREE

**DISCOVER**

**Real Versatility.**  
 An Electric-Free Fountain from Ritchie



Buy a Ritchie and You Water's Worth

Buy A Ritchie And Relax... Your Water's Worth It!

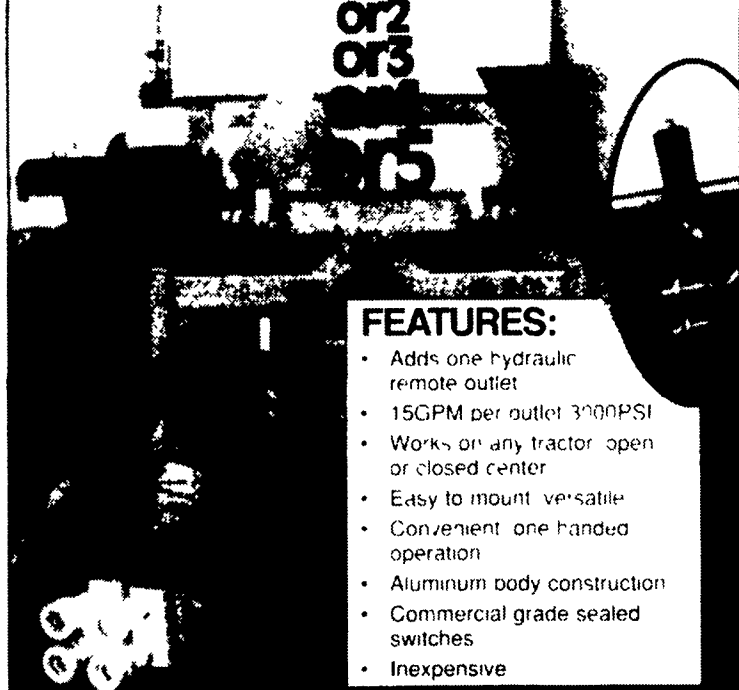


YOU CAN PRODUCE

MOR

**V&M HYDRAULIC MULTIPLIER**

**"ADD-A-VALVE"**




**FEATURES:**

- Adds one hydraulic remote outlet
- 15GPM per outlet 3000PSI
- Works on any tractor, open or closed center
- Easy to mount, versatile
- Convenient one handed operation
- Aluminum body construction
- Commercial grade sealed switches
- Inexpensive

Call for more information


**717-263-9111**

**RA Landscape Equipment**



Box Blades, Rock Rakes, Till & An Blades (Most Sizes Available)

**Rotary Tillers**




Wide Range Models to fit tractors from 20-50 HP

**Post Drivers & Dig**



Make your hard fencing job a Panorama post digger or

**Gruett's FORAGE RACK**



Forage Rack for the

- Aluminized steel sides and roof for longer wear.
- Available with right or left unload
- Pintle apron chain & pintle cross conveyor.

**3 Models To Choose From**

WAGON GEAR



**CUT FEED WEAVERLIN**

Be Sure To Consider Weaverline Silage Cart

**WHY?**  
 Feeding is Right At Your Fingers. Improves Dairy Feeding. You Will Enjoy Feeding Cows With The Easy Quiet & Fast Weaverline Cart... Many Sizes Available