


REED EQUIPMENT SALES

Ronald Reed, Manufacturer's Rep - 717-532-8297
700 Baltimore Road, Shippensburg, PA 17257



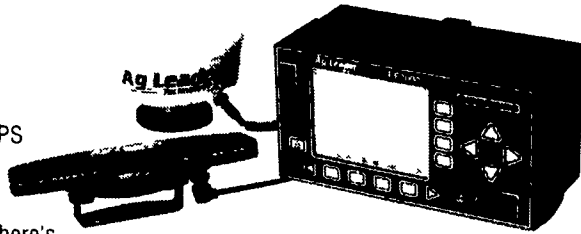
UNMATCHED GPS GUIDANCE

For More Abundance From Your Land

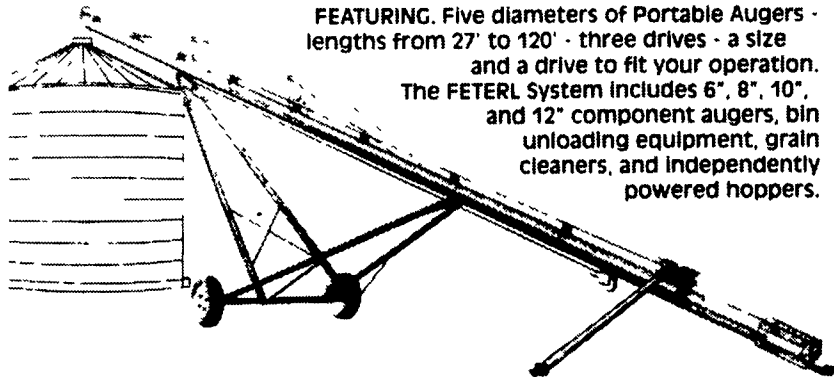
Ag Leader[®]
Technology

2302 South Riverside Drive • Ames, IA 50010
Phone 515 232 6363 • FAX 515 232 3900 • www.agleader.com


There's nothing like it. Ag Leader's GPS Guidance System is the most advanced easy-to-use system available. This exciting new technology prevents costly skips and overlaps. There's no need to rely on costly, hard-to-see, unreliable foam markers. And, you can put in longer hours because the Ag Leader Light Bar gives you true guidance, even after dark.



GRAIN HANDLING SYSTEMS FROM *Feterl* 6"-8"-10"-12"-14"



FEATURING: Five diameters of Portable Augers - lengths from 27' to 120' - three drives - a size and a drive to fit your operation. The FETERL System includes 6", 8", 10", and 12" component augers, bin unloading equipment, grain cleaners, and independently powered hoppers.



GRAIN CLEANERS

MODELS 85 & 100
2,000 to 3,000 BPH
Electric or Hydraulic Drive

A SIZE FOR EVERY OPERATION,
A SCREEN FOR EVERY CROP

Remove weed seeds, chaff, broken kernels, fines and foreign material from grain. GENTLE ACTION of flighting moves grain thru rotating drum providing a continuous turning effect to assure that all grain is exposed to screen where dockage is removed.

ROTATING GRAIN CLEANER

Dual cleaning action removes both coarse and fine material. Full length inner cone screen for high capacity.

MODEL
23 • 090

One power source drives loading auger, cleaner and fines auger.



DRIVE OPTIONS

Electric
PTO
Gas
Hydraulic

Feterl

New Introductions

21

Coming Soon for the
21ST Century!

Great Bend

GB posi-lock
mid mount
Loaders

Stronger, Beefier, Greater Capacity Loaders for New Tractors.

Greater Lift Height and Capacity for New Tractors

2166

For 60 to 140hp tractors
Lift Height 12'9"
Lift Capacity 4,445 lb

Mechanical Self Leveling for New Tractors

2157

For 50 to 115hp tractors
Lift Height 11'8"
Lift Capacity 3,480 lb

High Strength Frame Enhancements Combine with New Tractor Matching Lower Hood Lines

2144

For 50 to 115hp tractors
Lift Height 11'1"
Lift Capacity 3,365 lb

Specifically Designed to Custom Match Lower Profile New Tractors

2140

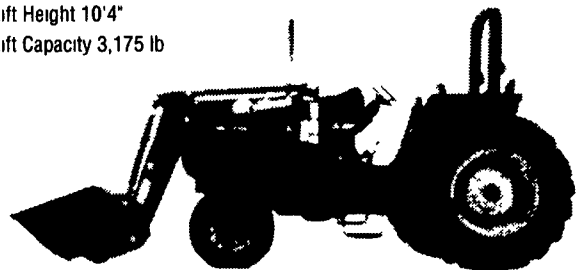

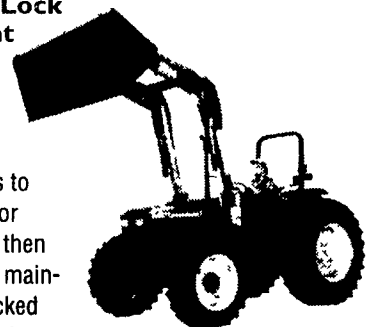
For 50 to 75hp tractors
Lift Height 10'4"
Lift Capacity 3,175 lb



New! GB Posi-Lock Pedestal Mount One Stop Attaching and Detaching

Loader mainframe hydraulically lowers to align with the interior mounting bracket - then hydraulically raises mainframe into Posi-Locked position and secured with Sure-Lock 1" eyebolt.

Requires no tools, all locking hardware stores on-board when loader is dismantled.



Turn Up Today
GB
Leading the Way

GB Coming On Strong
For the New Millennium


Great Bend Mfg. Co.
A Division Of Bush Hog L.L.C.
1-800-825-1701
www.greatbendmfg.com

New Product Introductions Throughout the Coming Year!

Turn Up Today
GB
Leading the Way
Backhoes

FOUR RUGGED MODELS WITH DIGGING DEPTHS OF 7, 8 AND 9 FEET

Operate like a Pro in Minutes



651
FOR 18 TO 35 HP TRACTORS DIGGING DEPTH 6'6"

751
FOR 25 TO 45 HP TRACTORS DIGGING DEPTH 7'6"



951
FOR 55 TO 100 HP TRACTORS WITH CAT I AND II 3PT SKID STEERS FROM 40 TO 100 HP DIGGING DEPTH 9'7"

851
FOR 45 TO 95 HP TRACTORS ALSO A PERFECT COMPANION TO SEVERAL SKID STEER LOADERS DIGGING DEPTH 8'6"



GB Coming On Strong
For the New Millennium

Loaded with Features for Outstanding Operator Comfort and Precise Control