

TILLAGE PLOW PARTS



16 INCH 4 BOLT PLOW SHARES

SM 475167	Share.....	\$10.82
SM 475715	Share.....	\$14.62
SM 475716	Share.....	\$10.42
SM 1073613	Coverboard.....	\$14.42
SM 660020M1	Shin.....	\$10.49

MOLDBOARDS

SM 660010M1	Moldboard.....	\$67.82
SM 660204M1	Moldboard.....	\$57.39

REVERSIBLE POINTS

P57-0202 2X 5/16X 10.5	\$3.47
P57-0204 2.5X 5/16X 10.5	\$4.57
ST20 2X 3/8X 11.5	\$3.86
P57-0966 1 3/4X 1/4X 11	\$2.99

DANISH TILLAGE

S32-0001 1X1 1/2 X 7 1/4	\$1.33
S32-0002 3/16X 2 3/4	Duck Foot.....	\$1.51
S32-0003 3/16X 4	Duck Foot.....	\$1.75
S32-0019 1/4X7	Sweep.....	\$2.76

GLENCO SOIL SAVER


SOS04	Steel Pt. LH.....	\$5.49
SOS03	RH.....	\$5.49
SOS06	Moldboard LH.....	\$8.94
SOS05	Moldboard RH.....	\$8.94
B45-1160	20" Coulter Disc.....	\$24.34



Leola, PA 17540
Phone: (717) 656-2321

Massey Ferguson® is a wholly-owned subsidiary of AGCO Corporation

New Ground Drive Spinner



- Very quiet
- Spreads 15-35 ft.
- 500-950 Gallon
- Tank 10 ga. Corten Steel
- Bulge Ends for long life, crack free
- Options: rear or front spinner, sight gauge, auger

Also available **DH 400**

DRY HILL

Lagoon Pump
32' or 42'




Spreader & Pump Rental Available

We Do Custom Fabricating

D.S. Manufacturing
834 Pumping Station Rd.,
Kirkwood, PA 17536

717-529-2282 Call 7:45-8:15 AM

Z-CART ZERO TURN UTILITY VEHICLE



ZTR MANEUVERABILITY
ALL HYDRAULIC DRIVE
800 LBS. LOAD CAPACITY
1500 LBS. TOWING

20% OFF!
Factory Demos
Limited Supply
CALL NOW!



110 South Railroad Ave.
New Holland, PA 17557
(717) 354-4191
Visit our website: www.abcgroff.com

TRACTORS

- MF 283 tractor w/Woods ldr only 800 hrs
- MF 175 dsl (completely overhauled new paint & rubber)
- MF 150 dsl (completely overhauled new paint & rubber)
- Case 1835C skid ldr eng overhaul hydra redone gd shape
- MF 245 gas, good rubber & overhauled engine
- MF 230 diesel eng overhaul new paint & rubber
- (2) MF 180 diesel tractor good running cond
- Ferguson 40 gas nice running new paint
- MF 236 Quick Lath Ldr 10 Ft MF 265 or 275

EQUIPMENT

- OMC 235 12 hydro swing mow/cond
- Glenco 10 tooth chisel plow
- Brillion 10 cultmulcher
- JD 10 cultmulcher
- MF 7 sickle bar mower
- MF 2R 3 pth corn planter
- MF 880 4x16 sp re plow
- MF 3pth hay rake
- JD 8300 8x16 grain drill
- Cultpackers 10 12 14' & diff sizes
- NEW 7' & 8' scraper blades
- 5 & 6 finish mowers
- NEW gates and hay feeders
- Used Brillion cultpackers and Cultmulcher parts


MF Tractor parts Dismantling 20 30 35 40 50 65 85 90 135 150 165 175 178 180 205x4 265 270 283 285 383 399 4WD 1080 1085 1100 1130 1105 1135 1150 1155 2745 2775 2805 3090, 3680 MH 22 30 44 Balers 3 12 & 124

NOLT'S EQUIPMENT

403 Centerville Rd Newville PA 17241
off 81 exit 11 2 miles N on 233

(717) 776-6242 No Sunday Calls
No Out-Of-State Personal Checks We Ship UPS

Do you demand more than a "Garden Variety" tiller?



Meet the demand with a Kuhn Heavy Duty. All Gear Drive, Commercial grade, EL Power-Tiller.

Models with:

- ◆ 35, 50, 80 & 100 hp continuous ratings
- ◆ Width from 3' to 10'
- ◆ Kuhn offers 39 models of tillers from 30 to 200 hp
- ◆ Options available to customize tillers



EarthForce™ Your next backhoe



EF-1

25 HP Gas, 9' Digging Depth Backhoe
2675 Lb. Loader Lift Cap.

Only!
\$14,900*



EF-3

34.5 HP Kubota Diesel
10'1" Digging Depth Backhoe
3285 Lb. Loader Lift Cap.
4 Wheel Drive, 4 Wheel Steering, Side Shift Backhoe

\$29,900*



*Prices quoted good on in stock units only and subject to prior sale

More power, more features, far more lifting capacity, greater digging depths...all for less money. That's the EarthForce™ guarantee.



110 South Railroad Ave.
New Holland, PA 17557
(717) 354-4191

Visit our website: abcgroff.com

Monday Thru Friday
7:30-5:00


Saturday 7-Noon

HEADQUARTERS FOR COMMERCIAL EQUIPMENT

• MOWING • LANDSCAPING • GROUNDS CARE




MC SERIES COMMERCIAL FRONT MOWERS




New Features – New Performance
Powerful, Maneuverable and Comfortable

BOOMER COMPACT TRACTOR LOADERS



New Larger Models – Higher Horsepower
– Exclusive Supersteer FWD Axle
– Best in Class Comfort and Visibility

LS SERIES SUPER BOOM SKID STEERS



Great New Looks – Unbeatable Stability and Visibility – More Attachments Than Anyone.

TN SERIES – FROM THE RECOGNIZED LEADER IN 3-CYLINDER TRACTORS



Outperforms the Competition with Supersteer – The Best In Mowing Maneuverability – Stylish Cabs, No Boxy Add-On Look – #1 In Comfort & Convenience

SEE US NOW FOR GREAT DEALS ON NEW HOLLAND COMMERCIAL EQUIPMENT



(717) 354-4191 (800) 346-8319

110 South Railroad Ave., New Holland, PA 17557
Monday Thru Friday 7:30-5:00; Saturday 7-Noon
Visit our Web Site: www.abcgroff.com

