

**New 8x18 - Pipe Bale Wagon**  
8 Ton Gear 11L Tires  
Complete \$2,075

**Taking Orders For Ex. Heavy Bilt**

9' x 20' Oak Bed.....\$395  
9' or 9 1/2' x 20' Oak Bed.....\$435



18'L x 8'W x 7 1/2'H, Painted.....\$685  
16'L x 8'W x 7'H, Painted.....\$585  
18' Oak Bed, Painted.....\$290  
16' Oak Bed, Painted.....\$230  
16' Popular Bed, Painted.....\$210  
16' Tongue & Groove Bed, 14" Sides....\$360  
10 Ton Gears, Adj. Tongue, 80" Trac.....\$665  
8 Ton Gear, Adj. Tongue, 86" Trac.....\$610  
8 Ton Gear, Adj. Tongue, 74" Trac.....\$575  
8 Ton Gear, Horse Hitch, 7" Wheels.....\$700  
6 Ton Gear, Horse Hitch, 7" Wheels.....\$650  
6 Ton Gear, Horse Hitch, 5 1/2" Wheels...\$625  
16' Adj. Hetter Carts.....\$925  
20' Adj. Hetter Carts.....\$975  
New and Used Tires.....CALL

**IVAN, NOAH & AMMON HOOVER**

1571 Diamond Station Road, Ephrata, PA 17522  
717-733-6825 7 a.m. to 7 p.m.

**Conveyor Boxes In Stock!**



See the New Bi-Directional Model with Great Versatility - Super Deals at Binkley & Hurst Bros. On Dumping Station Conveyor Box Blower Feeders - Speed Up Your Silo Filling Operation By Seeing Binkley & Hurst Bros. Now!

**HORST WAGONS...**

WITH THE HONEST TON RATING AND NO SWAY TRAILING!  
8, 10, 12 TON - 4 WHEEL & 12 AND 14 - 6 WHEEL MODELS  
COMBINE HEADER CARRIER



Double Reach  
Coupling Poles  
For More Strength

Always Call  
Binkley & Hurst  
Bros. For All Your  
Running Gear Needs.


200N 73" Track  
200W 78" Track  
200H 80" Track

**Brand New R&J X-Fold Packers In Stock - Narrow Transport At Economy Price**



Sizes In Stock: Non Fold 14 Foot  
21 Foot X-Fold • 24 Foot X-Fold

**Get Ready For Spring With A Quality Rotary Hoe**



New 15 Foot Yetter  
Rotary Hoe and  
12 Foot Models  
In Stock

**BINKLEY-HURST  
BROS. INC.**



133 Rothsville Station Rd.  
P.O. Box 0395, Lititz, PA 17543-0395  
(717) 626-4705 1-800-414-4705 Fax (717) 626-0996  
www.binkleyhurst.com

**Binkley & Hurst Bros. Stocks High Quality Rhino Machinery**

**A Great Time To Trim Back Those Fence Lines With A Rhino Boom Mower!**

The Servis® 1548 hydraulic boom flail cutters are designed for mowing grass and cutting brush in hard-to-reach areas including roadsides, ditchbanks, ponds, and fence rows. Large model with up to 15 foot horizontal reach and up to 4" diameter brush cutting



1548 →

OR  
Model  
2160  
←



With 22 Foot Reach with Rotary Head Versatile Boom Rotary Cutter! 60" Cutting Width; 21' Maximum Horizontal Reach; 22-1/2' Maximum Vertical Reach, 190 Degree Range of Head Movement, Independent Hydraulic Drive, 60 Gallon Oil Capacity; Pan Blade Carrier, 1/2" x 4" Updraft Blades, 540 or 1000 RPM, 18,850 FPM Blade Tip Speed; CAT II-III Quick Hitch or Three-Point Hitch, Rated for 2" Diameter Material on an Intermittent Basis; 80 HP Tractor Recommended (Min), Safety Deflectors Standard, Not Intended for Commercial Contractor Use

SM 61 Roto Tiller, 3 Pt.

SM 81 Roto Tiller, 3 Pt.

SH 90 Roto Tiller, 3 Pt.

New 3 Pt. Hyd. Drive Post Hole Digger

SPHD Super Heavy Duty 3 Pt. Post Hole Digger, 5 Year Warranty in 6-Bar Box, 12" Auger

6'-, 7'-, and 8'- 3 Pt. Blades

FM 100" 3 Pt. Finish Mower

TW 72 3 Pt. Mower 6'

DB 150 5' Rotary Ditch Bank Mower

TW 84" 3 Pt. Heavy Duty Mower

TW 96, 96" Cut

TW 120, 120" Cut

Up To 85 HP Rating 800



Medium-Duty Blade at an Economical Price!



SR15

Rhino Batwing Cutter With 180 HP Gear Boxes

**Heavy-Duty Features!**


15' Cut; 540 or 1000 RPM, Cat 5 Main Driveline; Cat 4 or 5 Wing Drivelines; Pan Blade Carriers; 6" Blade Overlap; Mechanical Level-Lift Axle, 10-Gauge Deck; 1/4"x10-1/2" Side Skirts; Full Swivel Clevis Hitch; Replaceable Skid Shoes; Wing Operation 90° Up and 22° Down; Rated for 2" Diameter Material Fully-Shielded Drivelines; Safety Deflectors Standard 15 Foot and 20 Foot Models In Stock.

**Quality 3 Pt. Post Hole Diggers with Augers**



Double Flighting and Slip Clutch 12" Augers

**Purchase Quality Rhino Machinery From Binkley & Hurst Bros.**



**If It's Snow Removal Or Heavy Duty Excavating, You Need A Rhino Blade From Binkley & Hurst Bros. Now!**

The LR Blade has been setting the standard in medium-duty blades for over 20 years. The LR is ideal for road maintenance, soil leveling, ditching and terracing work, or feedlot cleanup on tractors. Durability and ruggedness are built into every LR with features including a 2" solid steel kingpin and a 5/16" thick moldboard. Versatility is provided by the LR's three basic mechanical adjustments: moldboard tilt, pivot, and mainframe swing which add up to a total of 22 non-wrench adjustments.




**Pick Up A Blade From Binkley & Hurst Today!**

RHINO	HP Rating	
LR 7'	65	3 Way Adjust Manual
LR 8'	65	3 Way Adjust Manual
R 900 - 8'	125	3 Way Adjust Manual
R 900 - 9'	95	3 Way Adjust Manual
R 950 - 8'	125	3 Way Hyd.
R 950 - 9'	95	Hyd. Swing Manual Tilt Hyd. Pivot Manual Tilt
1540 - 10'	160	3 Way Hyd. Adj.

Quality 3 Pt. Scraper & Excavating Blades

**If You Have A Compact Tractor Or A Large Farm Tractor, We Have A 3 Pt. Blade For YOU! STOP IN AND SEE BINKLEY & HURST NOW!**



SE's

Tough and Economical Family of Cutters!

4', 5', 6' and 7' Models, 540 RPM, Shear Bolt or Slip Clutch Protection, Pan Blade Carriers, Updraft Blades, CAT I Three-Point Hitch, CAT II Three-Point Hitch (SE7), Rated for 1" Diameter Material, Safety Deflectors Standard



3500

**Super Heavy-Duty Blade for Large Tractors!**

12' or 14' Moldboard, Rated for 300 and 250 HP Tractors Respectively, Hydraulic Mainframe Swing, Moldboard Pivot, and Moldboard Tilt, 50" Max. Offset, 5" Kingpin, CAT III-IV Three-Point Hitch and Quick Coupler, 1/2" x 20" Moldboard, 1/2" x 6" Replaceable Cutting Edge, 3463-3603 Lbs (Approx), End Plates, Skid Shoes, Dual Gauge Wheels Optional

**3 PT. FINISH MOWERS**



60", 72" & 100" In Stock For Immediate Availability!

**SE8 In Stock**

The Rhino® SE8 is an economical rotary mower designed to help maintain larger acreages of grass, weeds, stalks, or material up to 1" in diameter.


**ST TILLER**

Good For Fall Lawn Seeding! Setting Standards For Performance and Durability!



40", 47", 55", 63" and 70" Tilling Widths, Shear Bolt Driveline and Chain Rotor Drive (40", 47" and 55"), Slip Clutch and Gear Rotor Drive (63" and 70"). Four Knives per Flange, Adjustable Skid Shoes; Adjustable Rear Deflector; Double-Lug Lower Three Point Hitch, 540- RPM; Cast Gearbox; Rear Shield Standard **Check For Sizes In Stock!**

**CY72**



Extra Tough Cutter for Extra Tough Cutting Jobs!

The streamlined, close-coupled design allows economical operation on tractors as small as 30 horsepower on the SE8 and 45 horsepower on the SE10. The 85 HP center gearbox and 60 HP outboard gearboxes are protected from sudden shockloads by a slip clutch on the main driveline and torque dampeners on the side drivelines. Pan blade carriers help the unit glide over field obstacles and updraft blades with a 4" blade overlap provide a clean cut

**SE10**

The pull-type SE10 requires only a 45 HP (min.) tractor for economical, wide-cut mowing. A hydraulic cylinder or ratchet lift screw is available for raising and lowering the mower. A spring shock absorber is optional to help cushion shockloads to the mainframe when operating in rough terrain. (Unit shown with optional chain guards. Deflectors are standard.)

**Heavy-Duty Features!**

15' Cut, 540 or 1000 RPM, Cat 5 Main Driveline, Cat 4 or 5 Wing Drivelines, Pan Blade Carriers, 6" Blade Overlap; Mechanical Level-Lift Axle, 10-Gauge Deck, 1/4"x10-1/2" Side Skirts, Full Swivel Clevis Hitch; Replaceable Skid Shoes; Wing Operation 90° Up and 22° Down, Rated for 2" Diameter Material Fully-Shielded Drivelines, Safety Deflectors Standard 15 Foot and 20 Foot Models In Stock

**SE15**



Rhino Batwing Cutter With 160 HP Gear Boxes

**BINKLEY-HURST  
BROS. INC.**

133 Rothsville Station Rd.  
P.O. Box 0395  
Lititz, PA 17543-0395

(717) 626-4705  
1-800-414-4705  
Fax 717-626-0996  
www.binkleyhurst.com

