

IH 986

Cab & Air, 485 Hrs., 1 of a Kind! \$24,900  
 Showroom Condition  
**Miller's Repair**  
 1-Mile North of Bird-in-Hand 8 Miles East of Lancaster  
 717-656-6109



**TODAY'S  
 CORN PLANTER**  
 Yesteryears  
 Financing  
 3.9% for 36 months

**A. L. HEAR & BRO.**  
 Established 1890  
 Park Ave., Quarryville, PA 17566  
 (717) 786-3521  
 We Ship Parts U.P.S.  
 2000 CASE CORPORATION  
 Visit us on the Internet at  
 http://www.casecorp.com

**USED**

**SKID**

**LOADERS**



1300 Scat Trak, Diesel \$4,500  
 Case 1840, Diesel, w/1725 Hrs,  
 Excellent Condition.. \$10,500  
 L555 New Holland Diesel, Needs Tires.. \$5,000

**We Make Hydraulic Hose Assemblies. In Stock: Standard and Metric Fittings, 2 and 4 Spiral Hose Up to 1"**  
**Group 31 Batteries. 1000 Cold Cranking Amps, L13xW 6 13/16xH 9 3/8...\$60 Exchange or \$3 Core Charge**  
**Universal Replacement Seats For Skid Loaders. Starting At \$49.50**  
**Hydrostatic Transmission Rebuilding Save Up To 50% on Parts Hard To Find Parts**  
**Hydraulic System Vacuum Flushing Engine Parts and Service Kubota Perkins Ford Wisconsin Yanmar Etc. Related to Skid Loaders**  
**Used Parts for Most Makes and Models of Skid Loaders**  
**Wanted to Buy Loaders for Salvage or Repair**

**GD Equipment**

414 Rowe Rd., Shippensburg, PA  
 717-530-0170



**USED EQUIPMENT**  
 Deutz DX120 Tractor, 4WD  
 White 155 Tractor  
 Case 2390 Tractor  
 White 2110 Tractor, 4WD  
 White 6085 Tractor  
 White 288 Tractor  
 White 435 Disc Chisel  
 White 281 10 Offset Disc  
 White 5100 6R Liquid  
 White 6100 6R Planter  
 Kinze 6R Planter  
 White 5400 4R Planter  
 JD 7000 6R Planter  
 Gleaner 6R 30 Hugger Head  
 NI 5112 Mower Conditioner  
 Hesston 1160 14' Windrower  
 Fox 2200 Forage Harvester  
 Miller Pro Forage Boxes in Stock  
 NI 3632 Spreader  
 NI 3622 Spreader  
 NH 795 Manure Spreader  
 IH 6200 Drill  
 Westfield 8x51 Auger

**STANLEY'S  
 FARM SERVICE**  
 RD Box 46  
 Klingerstown, PA  
 570-648-2088  
**WE ALSO STOCK  
 NEW VICON**

**Binkley & Hurst Bros. Stocks  
 High Quality Rhino Machinery**

**Winter Time Is a Great Time To Trim Back  
 Those Fence Lines With A Rhino Boom Mower**

The Servis® 1548 hydraulic boom flail cutters are designed for mowing grass and cutting brush in hard-to-reach areas including roadsides, ditchbanks, ponds, and fence rows. Large model with up to 15 foot horizontal reach and up to 4" diameter brush cutting.



**1548**



**SE8  
 In Stock**

The Rhino® SE8 is an economical rotary mower designed to help maintain larger acreages of grass, weeds, stalks, or material up to 1" in diameter.


The streamlined, close-coupled design allows economical operation on tractors as small as 30 horsepower on the SE8 and 45 horsepower on the SE10. The 85 HP center gearbox and 60 HP outboard gearboxes are protected from sudden shockloads by a slip clutch on the main driveline and torque dampeners on the side drivshafts. Pan blade carriers help the unit glide over field obstacles and updraft blades with a 4" blade overlap provide a clean cut.

**3 Pt. Tillers  
 In Stock**

Model SM70  
 70" Tilling  
 Width




**Good For Fall Lawn Seeding!  
 Setting Standards For Performance  
 and Durability!**



**SE's**

**Tough and  
 Economical  
 Family of  
 Cutters!**

4', 5', 6' and 7' Models, 540 RPM, Shear Bolt or Slip Clutch Protection, Pan Blade Carriers, Updraft Blades, CAT I Three Point Hitch, CAT II Three-Point Hitch (SE7), Rated for 1" Diameter Material, Safety Deflectors Standard



**3 PT. FINISH  
 MOWERS**

**60", 72" & 100"  
 In Stock For  
 Immediate Availability!**

- Three Point Hitch Backhoes
- Ditchbank Mowers
- Rotary Cutters
- Rear Blades
- Flail Mowers
- Three Point Hitch Boom Mowers
- Finishing Mowers
- Pasture Renovators
- Post Hole Diggers
- Rotary Shredders
- Rotary Mowers
- Landscape Rakes
- Rotary Tillers
- Flex Wing Cutters



**3500**

**Super Heavy-Duty Blade for Large Tractors!**  
 12' or 14' Moldboard, Rated for 300 and 250 HP Tractors Respectively, Hydraulic Mainframe Swing, Moldboard Pivot, and Moldboard Tilt, 50" Max. Offset, 5" Kingpin, CAT III-IV Three-Point Hitch and Quick Coupler, 1/2" x 20" Moldboard, 1/2" x 6" Replaceable Cutting Edge; 3463-3603 Lbs (Approx), End Plates, Skid Shoes, Dual Gauge Wheels Optional

**900 BLADE**

(2WD, 125 PTO HP Tractors Max.)



**9 Foot  
 IN STOCK**

End Plates are Optional Equipment


The 900 blade is available in widths of 7', 8', and 9' and features a heavy-duty CAT I-II three-point hitch and CAT 11 quick-hitch. The 9' model is rated for up to 95 PTO HP wheel-type tractors. Mainframe swing, moldboard angle, and moldboard tilt adjustments are easily made by relocating the index pins manually.

Maximum offset from the center line of the tractor is 30" for working outside dual wheels. The 900 blade features a 3" diameter solid steel kingpin and a reinforced 3/8" x 17" moldboard to withstand the horsepower of larger tractors. The circular moldboard carrier plate allows adjustments throughout the full 360 degrees of moldboard angle to help accomplish numerous jobs easily. The quick-tach end plates are a helpful feature when trying to move or level bulk material, including loose soil or gravel. Skid shoes, quick-tach end plates, CAT II quick coupler bushings, and a gauge wheel are optional equipment.

- SM 61 Roto Tiller, 3 Pt.
- SM 81 Roto Tiller, 3 Pt.
- SH 90 Roto Tiller, 3 Pt.

- New 3 Pt. Hyd. Drive Post Hole Digger
- SPHD Super Heavy Duty 3 Pt. Post Hole Digger, 5 Year Warranty in 6-Bar Box, 12" Auger
- 6', 7', and 8' - 3 Pt. Blades
- FM 100" 3 Pt. Finish Mower
- TW 72 3 Pt. Mower 6'
- DB 150 5' Rotary Ditch Bank Mower
- TW 84" 3 Pt. Heavy Duty Mower
- TW 96, 96" Cut
- TW 120, 120" Cut

**Easier Mowing in  
 Hard-to-Reach Areas!**



**DB 150**  
 60" Cutting Width, 150" Maximum Reach (from Centerline of Tractor), Cutting Range 85° Up and 70° Down, Independent Hydraulic Drive, 60 Gallon Oil Reservoir Fixed to the Mainframe, Pan or Bar Blade Carriers, Updraft Blades, 540 or 1000 RPM, 18,850 FPM Blade Tip Speed, CAT II-III Three-Point Hitch, Rated for 1" Diameter Material, Safety Deflectors Standard



**800**

**Up To 85 HP  
 Rating**

**Medium-Duty Blade at an  
 Economical Price!**

**Heavy-Duty Features!**

**SE15**

15 Cut, 540 or 1000 RPM, Cat 5 Main Driveline, Cat 4 or 5 Wing Drivelines, Pan Blade Carriers, 6" Blade Overlap, Mechanical Level-Lift Axle, 10-Gauge Deck, 1/4"x10-1/2" Side Skirts, Full Swivel Clevis Hitch, Replaceable Skid Shoes, Wing Operation 90° Up and 22° Down, Rated for 2" Diameter Material Fully-Shielded Drivelines, Safety Deflectors Standard 15 Foot and 20 Foot Models In Stock



Rhino Batwing Cutter With 160 HP Gear Boxes

**If You Are Looking For A Spreader  
 With Durability & Strength,  
 YOU NEED A HUSKY FROM  
 BINKLEY & HURST BROS. INC.**  
 (Consider Our Financing To Make Your Needs Possible)  
**4000 Gallon Top Fill Tanker  
 IN STOCK**



**IN STOCK - READY TO HAUL**

With 28Lx26 Flotation Tires - 5 Year Axle Warranty

Trade or Make a \$2,900 Down Payment and Pay the Balance in 36 Monthly Payments of

**\$398.27** Without Insurance

**\$405.99** With Insurance

(Replacement Coverage with \$500 Deductible)

Let's Get Your Credit Approved Today and Get You Rolling!

(NE 6754)

Call Today and Ask for Merv 1-800-414-4705

**BINKLEY-HURST  
 BROS. INC.**

133 Rothsville Station Rd.  
 P.O. Box 0395  
 Lititz, PA 17543-0395  
 (717) 626-4705 1-800-414-4705



Fax 717-626-0996

www.binkleyhurst.com



**BINKLEY-HURST  
 BROS. INC.**

133 Rothsville Station Rd.  
 P.O. Box 0395  
 Lititz, PA 17543-0395  
 (717) 626-4705 1-800-414-4705  
 www.binkleyhurst.com



**Farm Plan**  
 A Service of PFC Financial