

1 FARM EQUIPMENT

White/Oliver, New 1,000 RPM, PTO, Stub Shaft. \$85. Evenings. 570-437-3547.

Miller 4012 silage dump wagon \$8,400 (717)423-6188.

Farmall 460 w/loader, \$3200 will separate loader; NI 36' elevator \$875; Woods 6' rotary mower pull type \$675; Ford 3000 gas w/PS \$5900. 610/562-4464.

1998 INTERNATIONAL 4700 W/22' JERR-DAN ROLLBACK 25200 GVW, 466E.T. Dsl, P/S, P/B, 7-Speed, Airride Seat, LOADED! 2,700 Miles, At Public Sale, 10% Down, Balance Due at Settlement, Offered W/ Reserve. (717)266-1221

AERATOR, Aerway 7.5 ft., 3 pt. or pull-type, new, \$2,000. 410-833-9091

JD 3950 FORAGE HARVESTER like new, 1yr old. Used very little. Electric controls, 2RN corn head, 7' hay head. \$17,000 Firm 717-436-5800.

311 NI corn picker, 2R 38" pull-type, good condition, \$750. 410-771-4425.

IH 1420 Combine 820 flex, 7434 RN corn head \$1000; (2) 150 White, cab & duals \$3000; Pair or sep; IH 5500 14' Windrower \$140; 24' Steel dump trailer \$2200. 570-286-0650.

HERCULES, CONTINENTAL Waukesha farm, industrial engine parts. M&M Surplus Sales, 807 Zerega Avenue, Bronx, NY 10473, (718)828-9026; fax 828-9851.

Loader Tractor IH 2400, gas w/3 pt., PTO, grader box, \$4,500. 410-833-9091

200 Gal "FMC" turf sprayer w/gas motor on trailer, \$450. (Reduced-\$400) 610-489-3198.

Chopper NI w/2R Corn Head & Grass Pick Up. \$5900; Chuck Wagons; IH Blower 610-681-4134

Ford 9N, motor free \$1500. 410-692-0250

Mitsubishi 4x4 compact tractor, 21hp diesel, 600 hrs, ldr, cab, 3pth, exc maint, like new, \$8,900. 302-239-2427.

Deutz Allis 385 4RN no till corn planter w/monito. 14 ft Brady field cultivator. 610-932-8999

Manure Spreader NI 245 w/recent Gratz chain & endgate, ready to work, \$1,500. 410-833-9091

Farmall C tractor, original, good condition, 7' cutter bar, cultivators, harrows, 2 plows, all for \$3400 OBO. Call 724/539-8385.

MM-U302 gas WFE 3PT, 38" rubber straight, needs work \$1,300. Woods C80 mower pull type \$300. 717-336-0189.

JD 4R30" conversing corn head \$5800. JD 7' hay head, \$2800. 410-692-5076

NI 325 picker, 12-roll bed, late style, very nice, \$3850. 717/768-7729.

Loader attachments. Bush Hog has loaders to fit over 1500 tractors and they are always 20% off at Taneytown Farm Equipment. 410-751-1500

JD 8300 23 x 7 Grain Drill Good Cond. \$2,300; MF 15 Grinder/Mixer Good Cond. \$1,200. 717-677-8789.

FNH 40 blower, \$1350. Perfecta II harrow 13', like new, \$2200. NH 90 bale handler, \$350. 717/776-4261.

NH 357 grinder mixer w/ scales, best offer. 540-721-2150

Gehl 1560 blower, 1000 rpm, excellent cond, \$900. NI 323 IR picker, good cond, \$1200. 717/530-0406.

NH Forage Wagon #8, \$3,500; Badger 950 Forage Wagon, \$2,200; both tandem gears, FNH 570 Baler exc. cond. \$6,200. Morgantown. 814-267-6584.


CIH 7140 Magnum,
MFD, Duals, radar, creeper, 4rem, wts, fenders, LA light. pkg., hyd. ret., original owner, shed, 235 hrs. **\$67,500.**
301-845-4561

Binkley & Hurst Bros. Inc. Has A Heavy Duty
KNIGHT

One day in 1949, a friend told Stan Knight, "I wish someone would make a spreader that would not break down with frozen manure." That challenge to the founder of Knight Manufacturing led to the Knight heavy duty manure spreaders that were soon on the market. The common focus of Knight spreaders to this day is that they are simple and rugged and designed to give many years of service.

Binkley & Hurst Bros. Has One In Stock For You!

ProTwin Features at a Box Spreader Price
Knight Hammer Design Impeller Shreds Manure For Even Distribution of Nutrients for Easier Incorporation Into Your Soil.



Get the soil nutrients needed to grow your corn crop this year! If you have pen pack, sticky feed lot or slurry-type material that needs to be spread fast and spread evenly, you need the **KNIGHT PRO-TWIN SLINGER. Name Your Size - From Little To Big!**

Low Clearance From Little to Big Heavy Duty Box Spreaders at Binkley & Hurst




New 300 Bushel 1030 and 400 Bushel 1040 Knight Box Spreaders

The Large Models in Tractor Pull OR Truck Mount Ideal for Litter and Tough Enough for Frozen Chunks

500 & 600 BUSHEL MODELS ALSO

The model 1050 and 1060 spreaders are easily truck mounted for operations requiring road travel



featuring:

- 3/4", ultra-high molecular weight, solid poly floor
- Thicker, 10 gauge copper bearing steel sides and front featuring all-welded construction
- 3/16" thick, all steel rear endgate
- Variable speed hydraulic apron drive with tractor-mounted control
- 26" rooster-comb beater

10 Year Warranty on Side Rust Through and on the Poly Floor

BINKLEY & HURST BROS. INC.
133 Rothsville Station Rd.
P.O. Box 0395, Lititz, PA 17543-0395
(717) 626-4705 1-800-414-4705 Fax (717) 626-0996
www.binkleyhurst.com

Binkley & Hurst Bros. Stocks High Quality Rhino Machinery


- Three-Point Hitch Backhoes
- Ditchbank Mowers
- Rotary Cutters
- Rear Blades
- Flail Mowers
- Three-Point Hitch Boom Mowers
- Finishing Mowers
- Pasture Renovators
- Post Hole Diggers
- Rotary Shredders
- Rotary Mowers
- Landscape Rakes
- Rotary Tillers
- Flex Wing Cutters



Available at Binkley & Hurst Bros. Inc. at a tremendous spring discount price - Don't Miss It!

3500 Super Heavy-Duty Blade for Large Tractors!
12' or 14' Moldboard, Rated for 300 and 250 HP Tractors Respectively, Hydraulic Mainframe Swing, Moldboard Pivot, and Moldboard Tilt, 50" Max Offset, 5" Kingpin, CAT III-IV Three-Point Hitch and Quick Coupler, 1/2" x 20" Moldboard, 1/2" x 6" Replaceable Cutting Edge, 3463-3603 Lbs. (Approx.), End Plates, Skid Shoes, Dual Gauge Wheels Optional.


In Stock - 9' Width, 125 HP Rating



950

A Very Durable and Versatile Blade!
7' or 8' Moldboards Rated for 125 PTO HP Maximum, 9" Moldboard Rated for 95 PTO HP Maximum, Hydraulic or Manual Mainframe Swing, Moldboard Pivot, and Moldboard Tilt, 30" Maximum Offset, 3" Kingpin, CAT I, II Three-Point Hitch and Quick Coupler, 3/8" x 17" Moldboard, 1/2" x 6" Replaceable Cutting Edge, 817-983 Lbs., End Plates, Skid Shoes, Gauge Wheel Optional

In Stock - 10' Width Up To 190 HP Rating



1540

A Heavy-Duty Blade for Heavy-Duty Work!
8' or 10' Moldboard Rated for 190 and 160 PTO HP Tractors, Respectively, Hydraulic or Manual mainframe Swing, Moldboard Pivot, and Moldboard Tilt, 37" Maximum Offset, 4" Kingpin, CAT II, III Three-Point Hitch and Quick Coupler, 1/2" x 18" Moldboard, 1/2" x 6" Replaceable Cutting Edge, 1447-1618 Lbs., End Plates, Skid Shoes, Gauge Wheel Optional

The Servis® 1348, 1548, and 1948 hydraulic boom flail cutters are designed for mowing grass and cutting brush in hard-to-reach areas including roadsides, ditchbanks, ponds, and fence rows. Large model with up to 18'8" horizontal reach and up to 4" diameter brush cutting.




**1348
1548
1948**

RHINO Quality

Heavy-Duty Features!

15' Cut, 540 or 1000 RPM, Cat 5 Main Driveline, Cat 4 or 5 Wing Drivelines, Pan Blade Carriers, 6" Blade Overlap, Mechanical Level-Lift Axle, 10-Gauge Deck; 1/4"x10-1/2" Side Skirts, Full Swivel Clevis Hitch, Replaceable Skid Shoes, Wing Operation 90° Up and 22° Down, Rated for 2" Diameter Material Fully-Shielded Drivelines, Safety Deflectors Standard 15 Foot and 20 Foot Models In Stock



SE15

Rhino Batwing Cutter With 180 HP Gear Boxes

3 Pt. Tillers In Stock

Model SM70 70" Tilling Width



Good For Fall Lawn Seeding! Setting Standards For Performance and Durability!

SE8 In Stock

The Rhino® SE8 is an economical rotary mower designed to help maintain larger acreages of grass, weeds, stalks, or material up to 1" in diameter.



The streamlined, close-coupled design allows economical operation on tractors as small as 30 horsepower on the SE8 and 45 horsepower on the SE10. The 85 HP center gearbox and 60 HP outboard gearboxes are protected from sudden shockloads by a slip clutch on the main driveline and torque dampeners on the side driveshafts. Pan blade carriers help the unit glide over field obstacles and updraft blades with a 4" blade overlap provide a clean cut


900 BLADE (2WD, 125 PTO HP Tractors Max.)

8 Foot IN STOCK



The 900 blade is available in widths of 7', 8', and 9' and features a heavy-duty CAT I-II three-point hitch and CAT 11 quick-hitch. The 9' model is rated for up to 95 PTO HP wheel-type tractors. Mainframe swing, moldboard angle, and moldboard tilt adjustments are easily made by relocating the index pins manually. Maximum offset from the center line of the tractor is 30" for working outside dual wheels. The 900 blade features a 3" diameter solid steel kingpin and a reinforced 3/8" x 17" moldboard to withstand the horsepower of larger tractors. The circular moldboard carrier plate allows adjustments throughout the full 360 degrees of moldboard angle to help accomplish numerous jobs easily. The quick-tach end plates are a helpful feature when trying to move or level bulk material, including loose soil or gravel. Skid shoes, quick-tach end plates, CAT II quick coupler bushings, and a gauge wheel are optional equipment

3 PT. FINISH MOWERS 60", 72" & 100" In Stock For Immediate Availability!



CY72 Extra Tough Cutter for Extra Tough Cutting Jobs!
72" Cut, 540 or 1000 RPM, CAT II Heavy-Duty Three-Point Hitch, 140 HP "Rhino-Built" Gearbox (1000 RPM), Cat 4 Shielded Driveline, Slip Clutch Protection Heavy-Duty Pan Blade Carrier, 3/16" Deck, 1/4"x9" Side Skirts, 1/2"x4" Updraft or Flat Blades, Rated for 4" Diameter Material, Safety Deflectors Standard

SE's Tough and Economical Family of Cutters!



4', 5', 6' and 7' Models, 540 RPM, Shear Bolt or Slip Clutch Protection, Pan Blade Carriers, Updraft Blades, CAT I Three-Point Hitch, CAT II Three-Point Hitch (SE7), Rated for 1" Diameter Material, Safety Deflectors Standard

BINKLEY & HURST BROS. INC.
133 Rothsville Station Rd.
P.O. Box 0395
Lititz, PA 17543-0395
(717) 626-4705 1-800-414-4705
www.binkleyhurst.com
Fax 717-626-0996