

FARM TRACTORS FOR SALE

JD 5200, 2WD, 1100 hrs.....\$12,500
 JD 1830, 2WD (same as 2440).....\$7,500
 JD 2350, 2WD, 2460 hrs.....\$13,200
 JD 2355, 4WD, 4025 hrs.....\$14,500
 JD 4020, 1972 model, power shift...\$11,500
 JD 6200, 2WD, syncro-plus trans.....\$14,200

570-966-1961






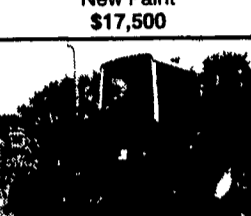
- Fox S1000 Chopper, Long Table \$1,100
- NH 30 Blower, Works Excellent \$1,100
- NH 27 Blower \$600

717/272-0041

FORRESTER FARM EQUIPMENT LTD.

1475 Orchard Rd. Chambersburg, PA 17201
 Phone: 717-263-0705
 Sales-Parts-Service

BEST BUYS IN USED EQUIPMENT

| | |
|--|---|
|  JD 2140 w/Cab, 1086 Hrs. \$15,500 |  Ford 5610 w/Cab & Air \$14,500 |
|  Ford 393, 508 Hrs, Shutter Trans. \$13,500 |  Ford 9700, Cab, Air, New Paint \$17,500 |
|  IH 1086, Cab, Air, \$12,500 |  Sanderson 726 22' Telescopic Lift - \$27,500 |

Located: 1 Mile Off Exit 8, On I-81, On 696 North To Orchard Rd.
 Hours: 8:00-5:00 Mon. Thru Fri. 8:00-12:00 Saturday

THIS WEEK'S SPECIAL EQUIPMENT FOR SALE OR RENT

BADGER
 1,500 to 5,200 Gal. Liquid Manure Spreaders & Vaccum Tanks
 352 Bushel Manure Spreader
 Ear Corn Roller Mill w/Blower
 Pit Pump 6', 8', 10', 12'
 Weaverline Cart
 Lagoon Pump
 Manure Agitator
 Forage Wagons
 Forage Blowers
 Bedding Chopper
 High Pressure Washer, 3,000 PSI
 Oswalt Mix Wagons
 Post Hole Digger & Driver
 Silo Unloader s- Pack or Ring Drive
 Chop Master - "The Paper Shredder"
 Ceramic Tile or 2"x8"x16" Tile
 We Do Aluminum Welding

Silo-Matic **HANSON** **Badger**

Badger **JOHN DEERE** **WOODS** **BRILLION** **USED EQUIPMENT** **LAND PRIDE**

TRACTORS

| | |
|--|--|
| JD 4320 Wide Front Farmall Cub w/Mower & Blade | JD 420 Crawler w/Ldr AC 7020 w/Cab AC 5040 |
| JD 7400 4WD, Open Station | NH L553 Skid Loader |
| JD 4430 w/Cab | Mustang 940 Diesel Skid Loader |
| IH 350 w/Fast Hitch | White 2-70 |
| JD 1010 Gas | D - JD 1949 |
| JD 520 w/WF | A - JD 1952 |
| JD 440 Loader & Backhoe | B - JD 1951 |

NEW EQUIPMENT SPECIAL
 JD TMR 135 Mixer \$20,000
USED EQUIPMENT SPECIAL
 8 RW Kinze Planter

MISC EQUIPMENT

| | |
|-------------------------------|----------------------------|
| JD 337 Baler w/thrower | JD 5 1/2 hay pickup |
| JD 4R, 7000 Planter | Badger tandem forage wagon |
| JD 640 hay rake | JD 780 hydra-push spreader |
| Pequea 4 rotor hay tedder new | IH 496 22' wing-fold disc |
| NH 275 baler w/thrower | JD 25A flail mower |
| Gehl CB600 harvester, nice | JD 415 rotary hoe |
| Kelly loader for JD 2240 | JD FB-B 15-7 drill |

PIKEVILLE EQUIP. INC.
 R.D. #2, Oley, PA (610) 987-6277

| TRACTORS | | MISCELLANEOUS | |
|---|-------------|---|---------|
| MF 11 Forklift w/Diesel Engine Excellent | \$8,950 | Lucknow 285 TMR Mixer | \$4,950 |
| JD 2020 Diesel w/148 Loader Engine & Clutch Overhauled in Last 2 Years | \$10,500 | LaForge Front 3 pt for JD 7000 & 7010 Series, Like New | \$3,000 |
| IHC 756 Diesel WF w/Fast Hitch, Engine Rebuilt | Coming In | Front PTO for JD 7000 & 7010 Series | \$2,950 |
| 95367 JD 4320 w/JD RG Cab 5000 hrs Excellent New Tires | \$13,900 | 95195 Lucknow 300 T SOLD Nice | \$7,950 |
| Ford 6700 Cab Dual Power 18 4x34 Dual Remotes 500 Hrs on Engine Overhaul | \$10,900 | 2 Used 1994 Club Car Golf Carts w/Roof | \$2,150 |
| 95358 Farmall 1206 3 pt WF Dual Outlet & PTO 18 4x38 Tires Nice | Coming In | 95104 NH 358 Grinder Mixer | \$2,800 |
| 95337 JD 950 Compact Diesel w/Bar Tires, 380 Hrs Like New | \$6,950 | 93543 NI 7 1/2' Snowblwr Dbl Auger Orange Frnt Mnt | \$2,350 |
| 95332 Ford 871 w/PS Select A Speed & Hyd Loader Excellent | \$3,950 | 93673 3 Pt Ple Lift Bar | \$100 |
| 95325 JD 7700 MFWD CHA 1996 Model 1925 Hrs, PS, 18 4x42s w/14 9x30s | Coming In | 93671 Dearborn Cutoff saw | \$250 |
| 95277 White 6085 w/RG & Canopy 1700 Hrs | \$18,900 | 94269 Danuser Post Hole Digger-Skidsteer | \$1,250 |
| JD 4520 w/RG Cab 18 4x38s w/Duals Dual Remotes Excellent | Coming In | 94419 Erskine 2418 85" Fits Case Like new | \$3,850 |
| 95253 JD 955 w/72 Mid Mount Mower Westendorf Loader 954 Hrs | \$13,900 | 93016 Ambusher Rotary Cutter Skidsteer | \$2,850 |
| 95266 JD 6300 CHA MFWD w/JD 640 Loader 983 Hrs Excellent | Coming In | 93424 NI 325 8 Roll Harrow | \$2,550 |
| 95265 Case 830 NF 3 pt w/15 5x28 Tires Gas | \$2,850 | 94484 Seese Liq Fert Incorporator 5-Shank New | \$3,500 |
| 95237 JD 8640 4WD CHA rebuilt engine 3 pt PTO duals 20 8x30 | Coming In | 94543 IHC Pull Type Sickle Bar Mower | \$600 |
| 95158 Same Model 130 Buffalo MFWD 20 8x38 w/Cab | \$10,000 | 94663 IHC Pull Type Sickle Bar Mower | \$600 |
| 95157 AC 210 w/Cab 20 8x38, Excellent | \$7,950 | 94935 JD 650 Grain Cart 650 Bush Tandem Axle | \$7,450 |
| 95205 JD 4000 WF Syncro Trans Rebuilt | \$8,950 | Utility Bed Black-Truck | \$500 |
| 94478 JD 4640 CHA QR w/20 8x38, 6800 Hrs w/DA Duals | \$26,500 | Markers For 7000 Planter | \$300 |
| 95134 JD 620 w/Cyl WF 3 pt | \$6,250 | Woods 96" 2 Auger Hyd Spout | \$2,950 |
| 94907 JD 8440 4WD, 5000 Hrs | \$25,000 | 94783 Rockhound | \$4,350 |
| 94928 JD Bulldozer Blade 14' | \$3,950 | 94192 Loader Mount 260 or 265 Row Crop Loader Mount 260DL | \$300 |
| 95054 JD 4440 CHA PS 1979 Model 4900 Hrs, 18 4x38, 90% 2 Remotes #9 Weight Brckt Direct Axle Duals, \$1,000 w/o Duals 90% | \$28,900 | 95111 JD Adapter Plate for SP Harv | \$650 |
| 94855 MF 1100 4800 Hrs Open | \$8,950 | 95112 JD Windshield | \$20 |
| 95057 JD 4230 CHA 1974 Model, 18 4x38 50% Degelman 14' Blade | \$18,500 | 95113 Roll Gard For JD Utility Tractor | \$250 |
| 95065 JD 4240 CHA QR 1980 Model 4240HD19146 2 remotes, 20 8x38 90%, 11 00x16 90% 3500 Hrs | \$26,000 | 95116 JD Skid Loader Bucket 575 | \$200 |
| 95067 White 2-62 Cab MFWD, 1981 Model 16 9x30 60% 9 5x24 20% As Is | \$8,500 | 95120 ATI Manure Bucket for 245 | \$500 |
| 95102 JD 7210 MFWD Deluxe Cab, LH Reverser, 2 Remote, 18 4x38 80% 995 Hrs, Frnt Wght Rear Windshield Wiper | \$49,500 | 95119 JD Bucket 265 60" | \$400 |
| FORAGE EQUIPMENT | | 95109 IHC Press Wheels | \$20 |
| JD 5730 SP 4WD, 1989 Model, Iron Guard, 1 Owner | Coming In | 95108 Lift Spring for Forage Harv | \$20 |
| (2) JD 676 Rotary 6R Kemper Corn Heads | \$32,900 Ea | 95122 JD Fert Box & Trans for 7200 6 Row | \$700 |
| 95300 Hesston Field Queen SP Model 7655 w/3RN & 7' Pickup Side Dump | \$21,900 | 95123 JD Adapter 2 Row Planter | \$500 |
| 95297 JD 7' Grass Head, No Gauge Wheels | \$1,750 | 95124 Cultivator Shield | \$20 |
| TILLAGE | | 95125 Bin Ext | \$20 |
| IHC 470 Disc 18', Excellent | \$2,850 | 95126 JD 4400 Spreader | \$20 |
| JD 2350 7X Plow | \$1,850 | 95130 JD 60" Bucket 245 Loader | \$400 |
| White Model 271 20' Disc w/Cushlon Gang, Wing Fold, New Blades | \$6,950 | TIRES & DUALS | |
| JD 2800 5X Plow Spring Reset w/Coulters, Excellent SOLD | \$4,950 | D-4 Snap On Duals 18 4x34 (No Clamps) | \$300 |
| JD 630 Disc 122", Like New | \$6,950 | D-11 JD Hub Duals 10 Bolt w/Firestone 6 Ply-New JD 20 8X42 Dir SOLD Is 20% 10 Bolt | \$2,000 |
| McCurdy Perfecto Harrow, 20' | \$4,450 | 95050 JD Duals Direct Axle Ring Duals, Armstrong Radials 18 4x38 90% | \$1,750 |
| JD 2500 Spring Reset 6 Blm Can 5 Blm 18" BT w/Cush Coult | \$2,850 | 95082 McCurdy Snap On 20 8x42 Radial Goodyear-New | \$2,850 |
| JD 350 5 Btm Plow 16" Hyd Reset | \$1,850 | D-3 JD Direct Axle 18 4x38 20% 10 Bolt Off 4640 | \$700 |
| IHC 560 6 Bottom Trp w/Cult | \$750 | 94615 23 1x26 Dunlaps w/Gray Rims 60% | \$700 |
| JD 325 4 Btm Hyd Reset 3 Pt Hitch | \$1,950 | 94619 JD Casts w/20 8x34 New Goodyear Tires | \$1,500 |
| JD 350 5x16 Hyd Reset Semi w/Cult | \$1,850 | 95000 Snap on Duals w/Trails 12 Clamps 18 4x34 60% | \$750 |
| JD 4 Row 3 Pt Cultivator (Yahner) | \$950 | 94911 JD Direct Axle Duals 20 8x38 10 Bolt Fits 7000 & 7010 Series w/New Pirelli Radials | \$2,850 |
| JD FM 6 Row Cultivator | \$2,450 | 94830 Snap On Duals 18 4x38 20% No Clamps 4 Hooks | \$450 |
| JD 2X14 Trailer Plow | \$600 | 94685 Duals White Ext 18 4x34 | \$250 |
| JD Spring Tooth Tine Attachment | \$600 | D-7 New 18 4x26 Armstrong Tire Bias | \$150 |
| HAY EQUIPMENT | | | |
| JD 1209 Haybine | \$1,850 | | |
| JD 336 Baler w/30 Ejector | \$2,950 | | |
| NH 492 Haybine, 1992 Model, Excellent | \$7,250 | | |

WINELAND EQUIP. INC.

RD 2 Rte. 164 East, Martinsburg, PA 16662 Phone 814/ 793-2109
 IN PA 800/424-6543