


LAND PRIDE




A SALUTE TO OUR DAIRY FARMER FOR A JOB WELL DONE



- 72" and 80" models available
- 20 degree left side discharge
- Optional Dasher tire for extra traction
- Heavy-duty gauge wheels with tread
- Heat treated material control blade
- Ideal for clearing rocks, debris and even peaches



- ### Swinging Mowers
- #### Front Discharge and Side Discharge
- Front discharge in 48", 60", 72", and 80" widths
 - Side discharge available in 48", 60" and 72" widths
 - Four wheels with front roller option
 - Floating hitch and swiveling top link for superior contour following capabilities




- ### Rear Blades
- 17 models in B series - from 48" to 120" widths
 - 20 HP to 150 HP
 - Heavy-duty rolled moldboard
 - All models feature adjustable angle; some have tilt and offset capabilities
 - Heavy-duty A-frames




- ### Landscape Rakes
- 20-60 HP with 5 widths available
 - High carbon, spring steel teeth
 - Heavy-duty A-frames
 - Optional flip-down grader blade
 - Gauge wheels and hydraulic angling are available




- ### 50 Series 10' Offset Rotary Cutters
- 5 year gearbox warranty
 - Available in 540 or 1000 RPM
 - Single wing design with counterweight box on left side
 - Rugged structure, heavy-duty stump jumper
 - 1/4" side panels ensure strength and durability
 - 80 degree turning angle with Constant Velocity U-Joint



- ### Primary Seeder
- Large capacity six bushel seed hopper with paddle style agitator
 - 10 non-corrosive, fluted seed cups
 - Full width seeding pattern
 - Track removers
 - Narrow side panel construction for close seeding



- ### Broadcast Spreaders
- Hopper sizes available: 350, 563, and 673 lbs.
 - One piece, seamless construction allows material to fall freely as hopper empties
 - Material can be delivered completely to the left or right or in a full width pattern
 - Application rate is from 44 lbs. to 890 lbs. per acre
 - 50 ft. spreading width
 - Ideal for landscaping, nurseries, hobby farms, sod farms and municipal applications



- ### 25 & 35 Series Rotary Tillers
- 35 series: 68" and 76" widths available
 - 25 series: 48", 55", 62" and 70"
 - Heavy-duty box frame
 - Adjustable hitch clevises
 - Drive chain enclosed in oil bath
 - 19" rotor diameter
 - Ideal for large tilling projects

Pennsylvania

Betts Equipment
3130 West Pike Road
New Hope, PA 17858
215-538-2222

Dolan Equipment, Inc.
215 East Main St.
Croydon, PA 10002
215-682-2179

Eckroth Equipment Co.
4910 Yorkville Rd.
Shippensburg, PA 17093
814-368-2000

M.S. Yearsley & Sons
West Chester, PA
610-696-2990

Hooper, Inc.
Main Street
Intercourse, PA 17044
717-758-8231

Thomas L. Dunlap
Rt. 220, Main St. East
Jonestown, PA 17740
717-338-1500

Hines Equipment
Rt. 220, Belwood, PA
814-749-4171

Pikeville Equipment Inc.
RD 2, Oysterdale Road
Oley, PA 19547
610-927-6277

Hooper, Inc.
East Main Street
McAllisterville, PA 17049
717-453-2191

Eckroth Bros Farm Equipment
Rd 2, Box 244
New Ringgold, PA 17960
717-843-2181

Keller Brothers
RR Box 408
Lebanon, PA 17042
717-949-6501
1950 Fruitville Pike
Lancaster, PA 17601
717-569-2500

Stoltzfus Farm Service
Cochranville, PA
610-593-2467

Deerfield Ag & Turf Center, Inc.
RR 2 Box 212
Watsonstown, PA 17777
717-538-3557

Stouffer Bros Inc.
1066 Lincoln Way West
Chambersburg, PA 17201
717-263-8424

New Jersey

Rodio Tractor Sales
North White Horse Pike
Hammonton, N.J. 08037
609-561-0141

Warren County Service Center
228 Route 94, Blairtown, N.J.
908-362-5916

Frank Rymon & Sons, Inc.
RD 3, Box 355
Washington, N.J. 07882
908-699-1464