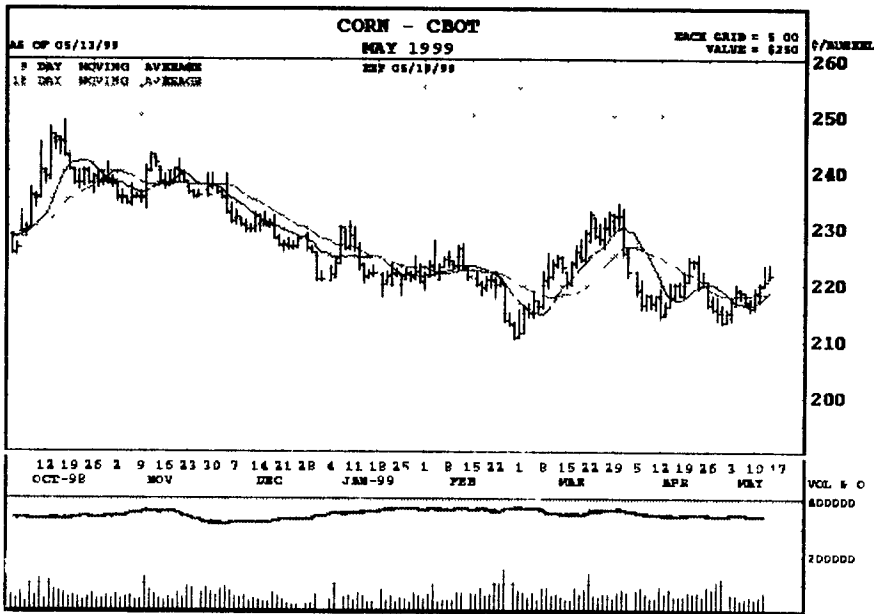


GRAIN, CATTLE, HOG, & MILK BFP

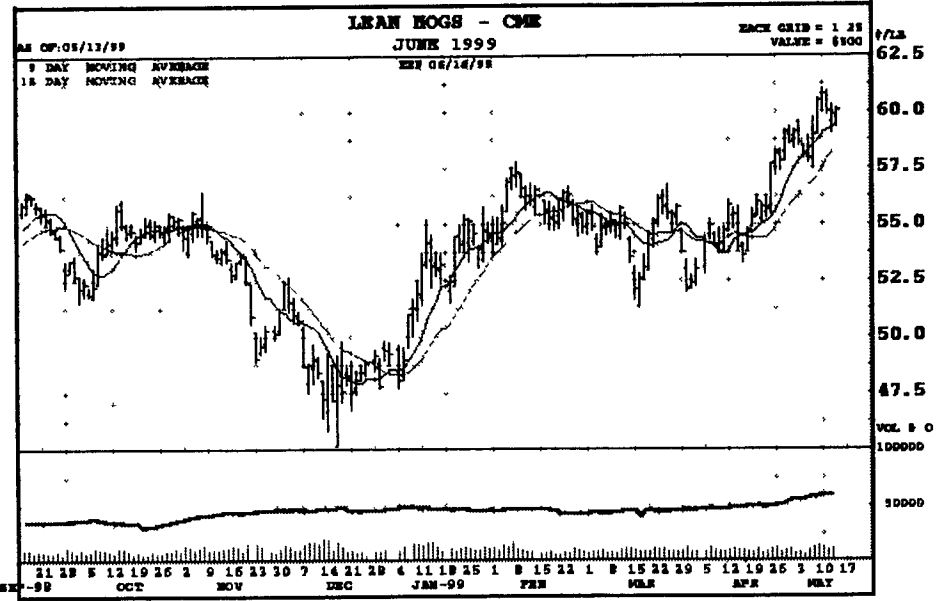
FUTURES MARKETS

Markets Courtesy Of Chicago Board and Mercantile Exchange
(Closing bids: Thursday, May 13, 1999)

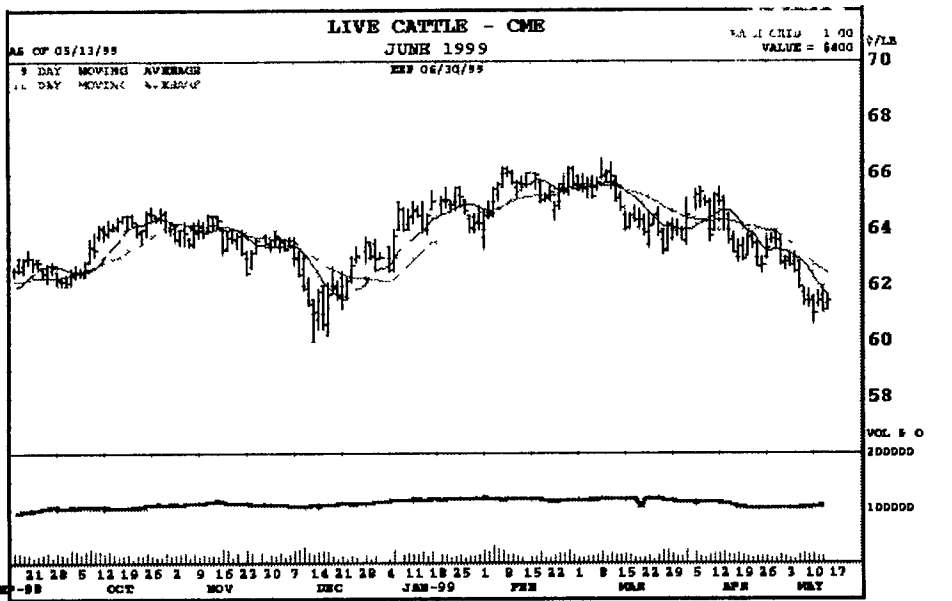


Volume and Open Interest | Stochastic | Relative Strength

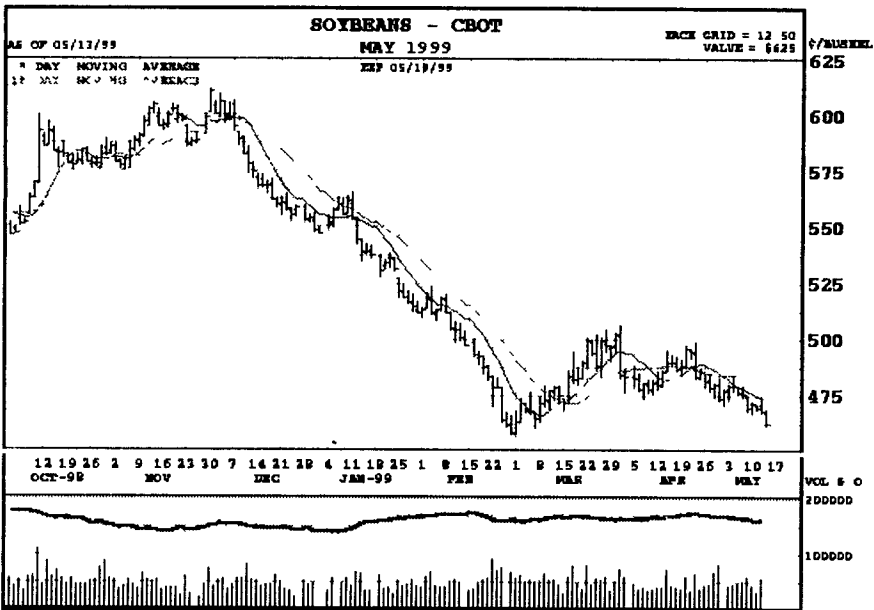
| Symbol | Open | High | Low | Last Chge | | | | | | | | | | | | |
|-------------------------|------|------|-----|-----------|----|----|-----|----|----|----|----|-----|----|-----|----|-----|
| CORN | 221 | 231 | 210 | 214 +10 | | | | | | | | | | | | |
| ---Moving Average--- | | | | | | | | | | | | | | | | |
| Day | 09 | 18 | 40 | Day | 09 | 18 | 40 | | | | | | | | | |
| Sto | 80 | 80 | 95 | 70 | 83 | AD | 20 | 61 | 15 | 44 | 11 | 86 | | | | |
| %k | 73 | 08 | 61 | 78 | 55 | 92 | -DI | 15 | 26 | 17 | 99 | 19 | 25 | | | |
| %d | 62 | 94 | 47 | 89 | 44 | 64 | +DI | 28 | 72 | 25 | 12 | 23 | 59 | | | |
| ---Relative Strength--- | | | | | | | | | | | | | | | | |
| Day | 09 | 14 | 20 | Day | 09 | 14 | 20 | | | | | | | | | |
| | 61 | 66 | 55 | 71 | 52 | 91 | Day | 09 | 14 | 20 | 10 | 23% | 13 | 00% | 15 | 07% |



| Symbol | Open | High | Low | Last Chge | | | | | | | | | | | | |
|-------------------------|------|------|------|-----------|----|----|-----|----|----|----|----|-----|----|-----|----|-----|
| LHM9 | 5970 | 6010 | 5925 | 6005 +20 | | | | | | | | | | | | |
| ---Moving Average--- | | | | | | | | | | | | | | | | |
| Day | 09 | 18 | 40 | Day | 09 | 18 | 40 | | | | | | | | | |
| Sto | 80 | 80 | 95 | 70 | 83 | AD | 20 | 61 | 15 | 44 | 11 | 86 | | | | |
| %k | 73 | 08 | 61 | 78 | 55 | 92 | -DI | 15 | 26 | 17 | 99 | 19 | 25 | | | |
| %d | 62 | 94 | 47 | 89 | 44 | 64 | +DI | 28 | 72 | 25 | 12 | 23 | 59 | | | |
| ---Relative Strength--- | | | | | | | | | | | | | | | | |
| Day | 09 | 14 | 20 | Day | 09 | 14 | 20 | | | | | | | | | |
| | 65 | 30 | 63 | 80 | 61 | 84 | Day | 09 | 14 | 20 | 19 | 01% | 19 | 03% | 20 | 81% |

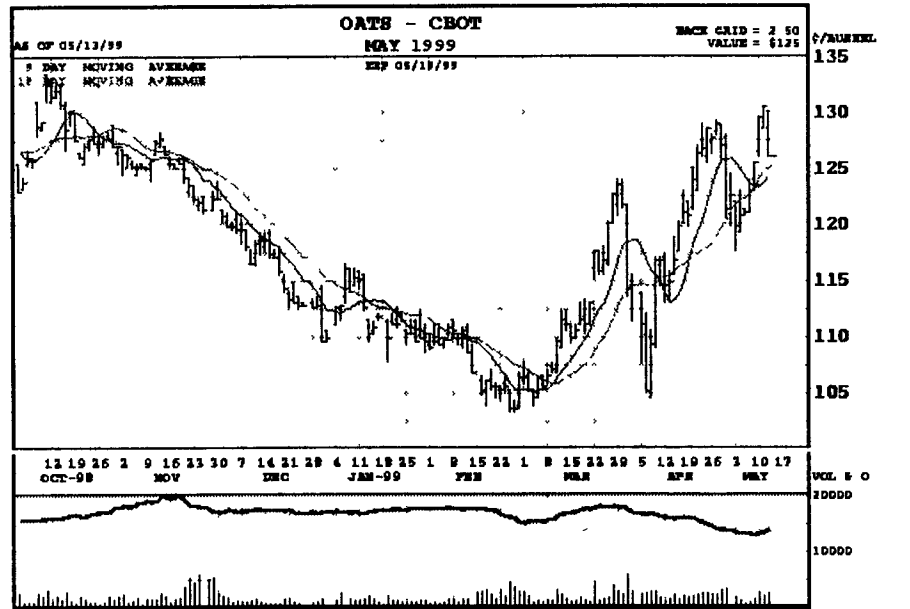


| Symbol | Open | High | Low | Last Chge | | | | | | | | | | | | |
|-------------------------|------|------|------|-----------|----|----|-----|----|----|----|----|-----|----|-----|----|-----|
| LCM9 | 6130 | 6162 | 6107 | 6140 +30 | | | | | | | | | | | | |
| ---Moving Average--- | | | | | | | | | | | | | | | | |
| Day | 09 | 18 | 40 | Day | 09 | 18 | 40 | | | | | | | | | |
| Sto | 30 | 59 | 23 | 78 | 23 | 78 | AD | 50 | 27 | 38 | 93 | 29 | 46 | | | |
| %k | 21 | 28 | 17 | 35 | 16 | 06 | -DI | 28 | 30 | 28 | 91 | 28 | 39 | | | |
| %d | 17 | 92 | 14 | 28 | 12 | 38 | +DI | 6 | 99 | 8 | 88 | 10 | 44 | | | |
| ---Relative Strength--- | | | | | | | | | | | | | | | | |
| Day | 09 | 14 | 20 | Day | 09 | 14 | 20 | | | | | | | | | |
| | 36 | 61 | 37 | 56 | 39 | 19 | Day | 09 | 14 | 20 | 8 | 72% | 10 | 31% | 11 | 14% |



Volume and Open Interest | Stochastic | Relative Strength

| Symbol | Open | High | Low | Last Chge | | | | | | | | | | | | |
|-------------------------|------|------|------|-----------|----|----|-----|----|----|----|----|-----|----|-----|----|-----|
| SOY | 4666 | 4682 | 4614 | 4620 -60 | | | | | | | | | | | | |
| ---Moving Average--- | | | | | | | | | | | | | | | | |
| Day | 09 | 18 | 40 | Day | 09 | 18 | 40 | | | | | | | | | |
| Sto | 2 | 33 | 2 | 13 | 1 | 35 | AD | 30 | 21 | 20 | 78 | 17 | 92 | | | |
| %k | 11 | 10 | 7 | 25 | 6 | 51 | -DI | 30 | 57 | 27 | 96 | 26 | 97 | | | |
| %d | 17 | 60 | 13 | 18 | 11 | 58 | +DI | 12 | 08 | 14 | 03 | 15 | 53 | | | |
| ---Relative Strength--- | | | | | | | | | | | | | | | | |
| Day | 09 | 14 | 20 | Day | 09 | 14 | 20 | | | | | | | | | |
| | 25 | 19 | 32 | 26 | 36 | 22 | Day | 09 | 14 | 20 | 9 | 31% | 10 | 11% | 13 | 10% |



Volume and Open Interest | Stochastic | Relative Strength

| Symbol | Open | High | Low | Last Chge | | | | | | | | | | | | |
|-------------------------|------|------|------|-----------|----|----|-----|----|----|----|----|-----|----|-----|----|-----|
| OA9 | 1260 | 1260 | 1260 | 1260 unch | | | | | | | | | | | | |
| ---Moving Average--- | | | | | | | | | | | | | | | | |
| Day | 09 | 18 | 40 | Day | 09 | 18 | 40 | | | | | | | | | |
| Sto | 70 | 57 | 71 | 22 | 74 | 75 | AD | 23 | 21 | 2 | 61 | 32 | 1 | | | |
| %k | 60 | 63 | 68 | 87 | 77 | 19 | +DI | 43 | 06 | 1 | 5 | 20 | 1 | | | |
| ---Relative Strength--- | | | | | | | | | | | | | | | | |
| Day | 09 | 14 | 20 | Day | 09 | 14 | 20 | | | | | | | | | |
| | 4 | 90 | 56 | 25 | 56 | 69 | Day | 09 | 14 | 20 | 31 | 08% | 33 | 23% | 30 | 49% |

BFP Milk Futures: Settlement Prices as of 05/13/99 07:00 PM

| MTH/STRIKE | OPEN | HIGH | LOW | LAST | SETT | PT CHGE | EST VOL | PRIOR SETT | PRIOR VOL | DAY INT |
|------------|-------|-------|-------|-------|-------|---------|----------|------------|-----------|-----------|
| MAY99 | 11.25 | 11.25 | 11.25 | 11.25 | 11.25 | .1 | 5 | 11.24 | 1 | 882 |
| JUN99 | 10.85 | 10.85 | 10.75 | 10.75 | 10.75 | -.8 | 28 | 10.83 | 4 | 819 |
| JLY99 | 11.40 | 11.42 | 11.35 | 11.37 | 11.37 | -.1 | 27 | 11.36 | 12 | 764 |
| AUG99 | 12.39 | 12.11 | 12.39 | 12.40 | 12.40 | +.2 | 7 | 12.38 | 19 | 644 |
| SEP99 | 12.71 | 12.71 | 12.71 | 12.71 | 12.71 | +.3 | 4 | 12.68 | 5 | 388 |
| OCT99 | 12.85 | 12.86 | 12.84 | 12.81 | 12.84 | UNCH | 6 | 12.34 | 2 | 347 |
| NOV99 | --- | --- | --- | --- | 12.75 | UNCH | --- | 11.75 | 1 | 263 |
| DEC99 | --- | --- | --- | --- | 12.55 | UNCH | --- | 12.55 | --- | 144 |
| JAN00 | --- | --- | --- | --- | 12.20 | UNCH | --- | 12.20 | --- | 40 |
| FEB00 | --- | --- | --- | --- | 12.20 | UNCH | --- | 12.20 | --- | 13 |
| MAR00 | --- | --- | --- | --- | 11.90 | UNCH | --- | 11.90 | --- | 2 |
| APR00 | --- | --- | --- | --- | 12.00 | UNCH | --- | 12.00 | --- | 4 |
| TOTAL | | | | | | | EST. VOL | | VOL | OPEN INT. |
| TOTAL | | | | | | | 96 | | 46 | 4310 |