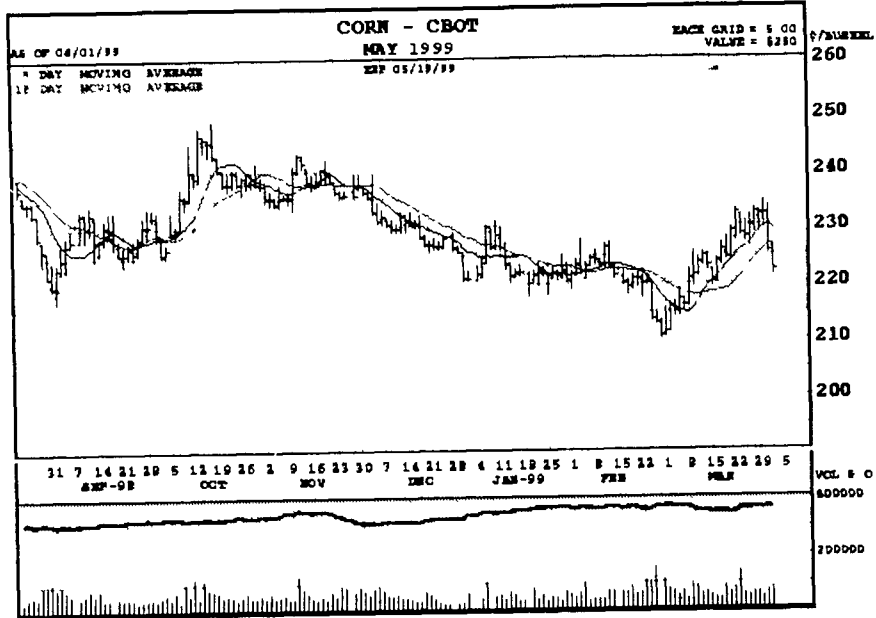


GRAIN, CATTLE, HOG, & MILK BFP FUTURES MARKETS

Markets Courtesy Of Chicago Board and Mercantile Exchange
(Closing bids: Thursday, April 1, 1999)

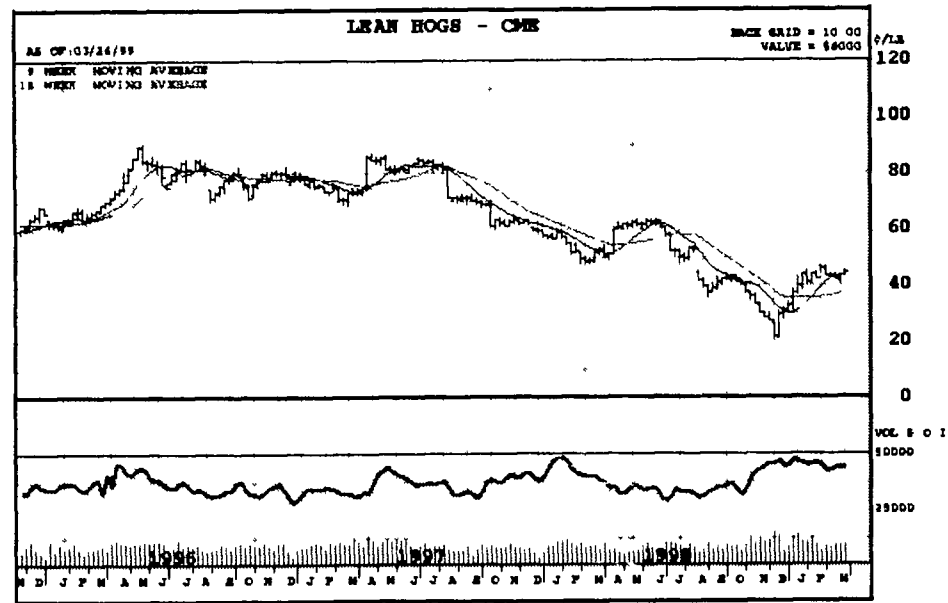


Symbol	Open	High	Low	Last	Chge
CR9 - 04 01/99	2260	2264	2212	2220	-34

Day	09	18	40	Day	09	18	40
Moving Average	2291	2464	2223	Momentum	-71	+12	+2

Day	09	14	20	Day	09	14	20
Stochastic	57	18	33	Directional Indicator	ADX	36	71

Day	09	14	20	Day	09	14	20
Relative Strength	43	45	14	Historic Volatility	21	10%	22



Lean Hogs

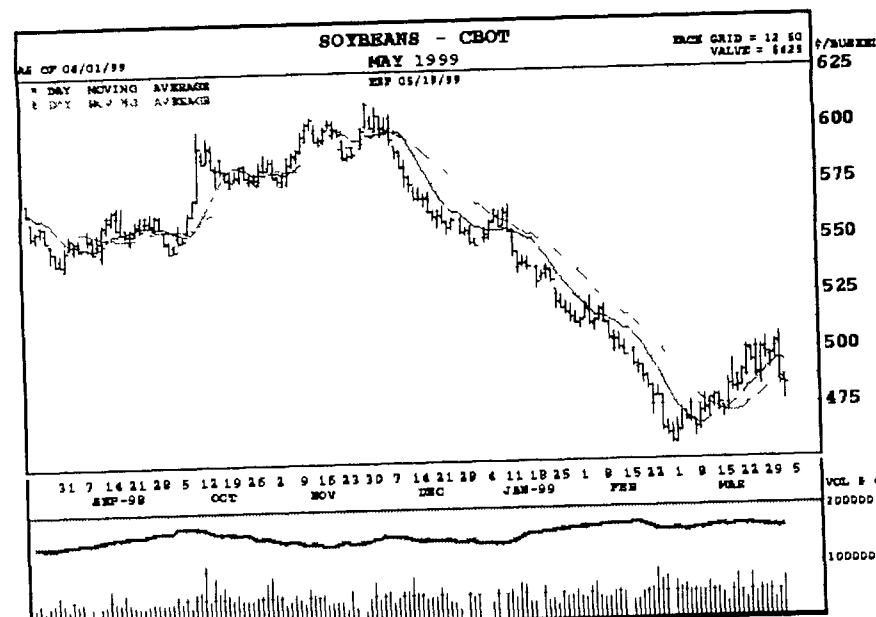
Daily Prices As of - Thursday, 1 April

Date	Contract	Open	High	Low	Last	Chge
03/31/99	Apr 99	4130	4195	4130	4185	+75
04/01/99	Apr 99	4180	4280	4175	4247	+62
03/31/99	Jun 99	5215	5270	5207	5235	+28
04/01/99	Jun 99	5230	5335	5220	5295	+60
03/31/99	Jul 99	5435	5465	5400	5422	-5
04/01/99	Jul 99	5425	5505	5420	5480	+58
03/31/99	Aug 99	5540	5585	5505	5522	-15
04/01/99	Aug 99	5520	5580	5520	5552	+30
03/31/99	Oct 99	5440	5460	5397	5405	-17
04/01/99	Oct 99	5405	5470	5405	5440	+35
03/31/99	Dec 99	5470	5480	5415	5417	-28
04/01/99	Dec 99	5447	5475	5425	5450	+33
03/31/99	Feb 00	5710	5720	5690	5700	-5
04/01/99	Feb 00	5700	5700	5697	5697	-3
03/31/99	Apr 00	5690	5710	5660	5662	+5
04/01/99	Apr 00	5680	5680	5655	5665	+3
03/31/99	Jun 00	n/a	6390	6365	6390	+20
04/01/99	Jun 00	6390	6392	6375	6392	+2

Composite	Volume	Open_Int
03/30/99	12419	45165

Composite	Volume	Open_Int
03/31/99	8217	44801

Lean Hogs home page

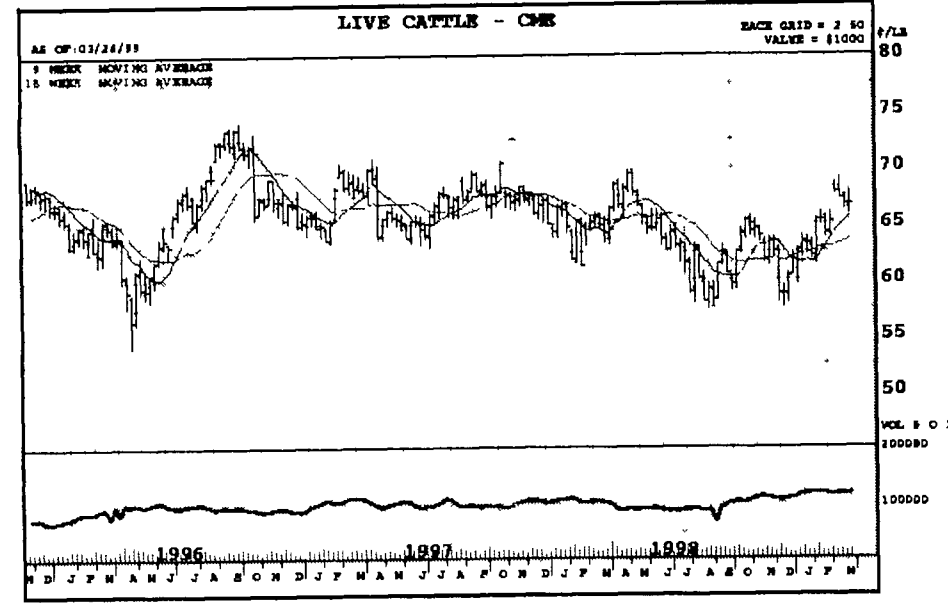


Symbol	Open	High	Low	Last	Chge
SF9 - 4 1 4	4651	4664	4612	4620	-4

Day	09	14	20	Day	09	14	20
Moving Average	463	464	464	Momentum	-61	+122	342

Day	09	14	20	Day	09	14	20
Stochastic	44	42	59	Directional Indicator	ADX	28	42

Day	09	14	20	Day	09	14	20
Relative Strength	44	49	40	Historic Volatility	27	13%	25



Live Cattle

Daily Prices As of - Thursday, 1 April

Date	Contract	Open	High	Low	Last	Chge
03/31/99	Apr 99	6675	6685	6615	6620	-52
04/01/99	Apr 99	6605	6740	6597	6710	+90
03/31/99	Jun 99	6395	6402	6357	6360	-37
04/01/99	Jun 99	6352	6510	6340	6445	+85
03/31/99	Aug 99	6285	6290	6240	6245	-27
04/01/99	Aug 99	6240	6325	6235	6275	+30
03/31/99	Oct 99	6510	6515	6470	6472	-40
04/01/99	Oct 99	6470	6545	6457	6515	+43
03/31/99	Dec 99	6695	6707	6675	6675	-20
04/01/99	Dec 99	6680	6727	6675	6690	+15
03/31/99	Feb 00	6810	6810	6792	6805	-5
04/01/99	Feb 00	6795	6827	6795	6822	+17
03/31/99	Apr 00	6950	6957	6950	6950	-7
04/01/99	Apr 00	6947	6960	6945	6960	+10

Composite	Volume	Open_Int
03/30/99	13756	111827

Composite	Volume	Open_Int
03/31/99	13911	110661

Live Cattle home page

BFP Milk Futures: Settlement Prices as of 04/01/99 07:00 PM

MTH/STRIKE	OPEN	HIGH	LOW	LAST	SETT	PT CHGE	EST VOL	PRIOR SETT	DAY VOL	INT
MAR99	11 55	11.58	11.55	11.58	11 58	+5	6	11.53	63	906
APR99	11.28	11 30	11 28	11 29	11.29	+6	11	11.23	20	916
MAY99	10 4	10 89	10 84	10 88	10.88	+3	19	10 85	15	797
JUN99	10 80	10 80	10 81	10 83	10 83	+1	27	10 82	2	592
JUL99	11 47	11 4	11 42	11 4	11 42	-5	20	11 47	7	454
AUG99	12 1	12 31	12 25	12 25	12 25	-8	11	12 30	1	452
SEP99	12 3	12 7	12 7	12 76	12 76	UNCH	12	12 75		340
OCT99	12 3	12 39	12 30	12 37B	12 39	-7	0	12 37		377
NOV99	12 79	12 79	12 79	12 79	12 79	-4	1	12.83	2	222
DEC99			12 63A	12 63A	12 63	-2		12 65		102
JAN00					12 20	UNCH		12.20		11
TOTAL						EST VOL	143	VOL	OPEN INT	118 5126

(Turn to Page A33)

Lancaster Farming

Check Out Our Web site

www.lancasterfarming.com