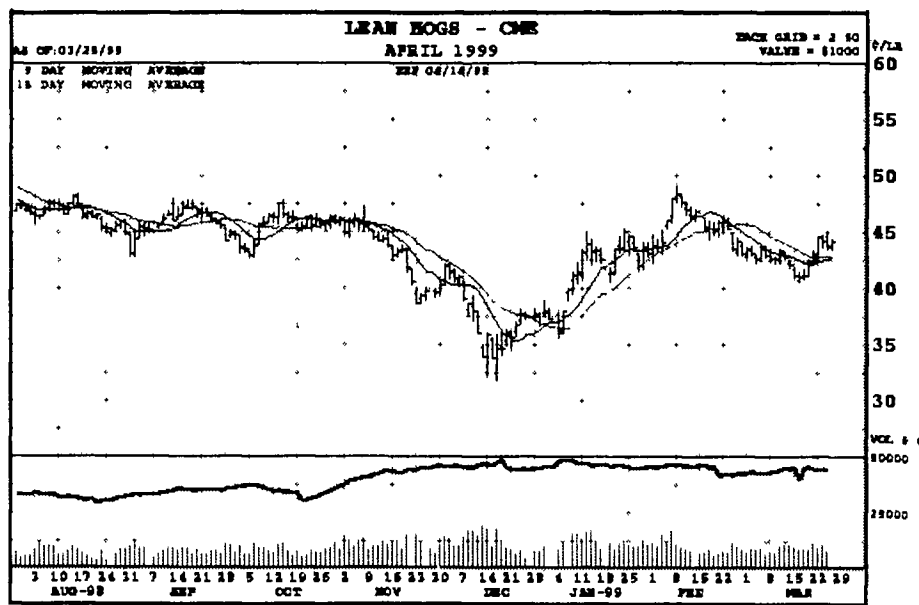
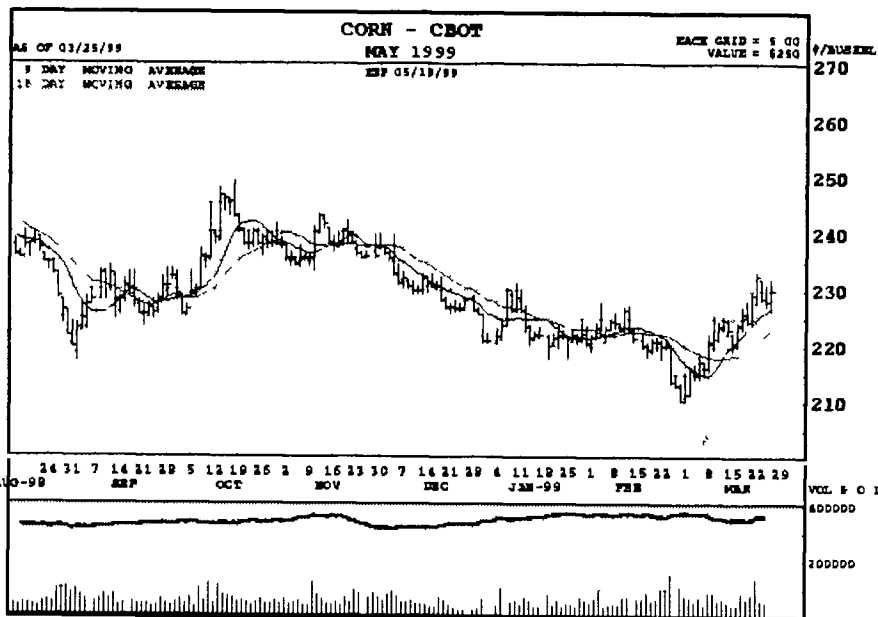


GRAIN, CATTLE, HOG, & MILK BFP FUTURES MARKETS

Markets Courtesy Of Chicago Board and Mercantile Exchange
(Closing bids: Thursday, March 25, 1999)



Symbol LHM9 - 03/25/99 Open 4360 High 4420 Low 4337 Last Chge 4410 +48

Moving Average: Day 09 18 40, 4269 4274 4408; Momentum: Day 09 18 40, +202 +63 +218

Stochastic: Day 09 14 20, Sto 80 90 80 90; Directional Indicator: Day 09 14 20, ADX 25 48 16 11

Relative Strength: Day 09 14 20, 59 11 54 94; Historic Volatility: Day 09 14 20, 29 94% 27 27% 27 13%

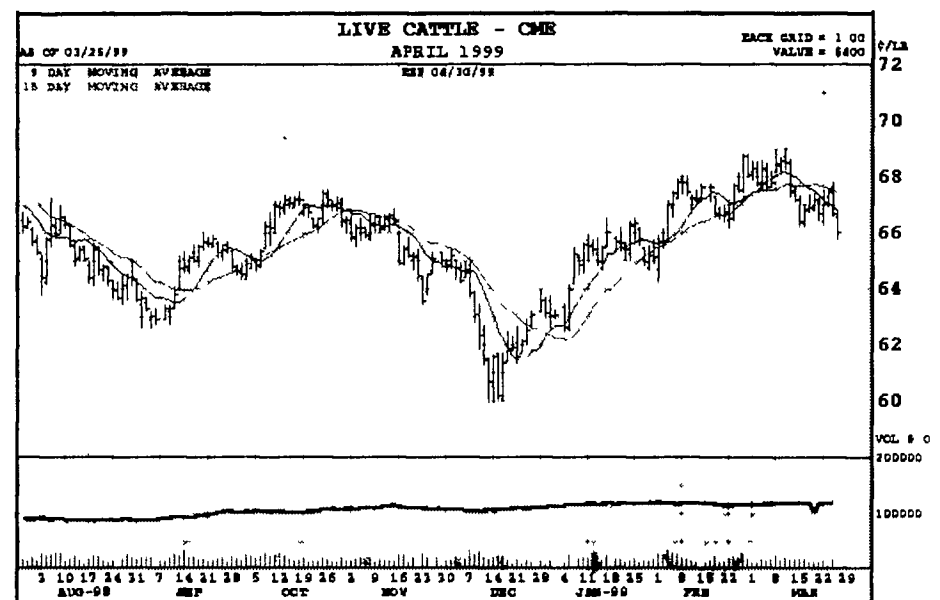
Volume and Open Interest Stochastic Relative Strength

Symbol CK4 - 03/25/99 Open 2281 High 2316 Low 2262 Last Chge 2294 +16

Moving Average: Day 09 18 40, 2266 2302 2214; Momentum: Day 09 18 40, +70 +184 +84

Stochastic: Day 09 14 20, Sto 77 78 81 82; Directional Indicator: Day 09 14 20, ADX 16 64 5 88

Relative Strength: Day 09 14 20, 14 14 14; Historic Volatility: Day 09 14 20, 14 18 59% 18 42%

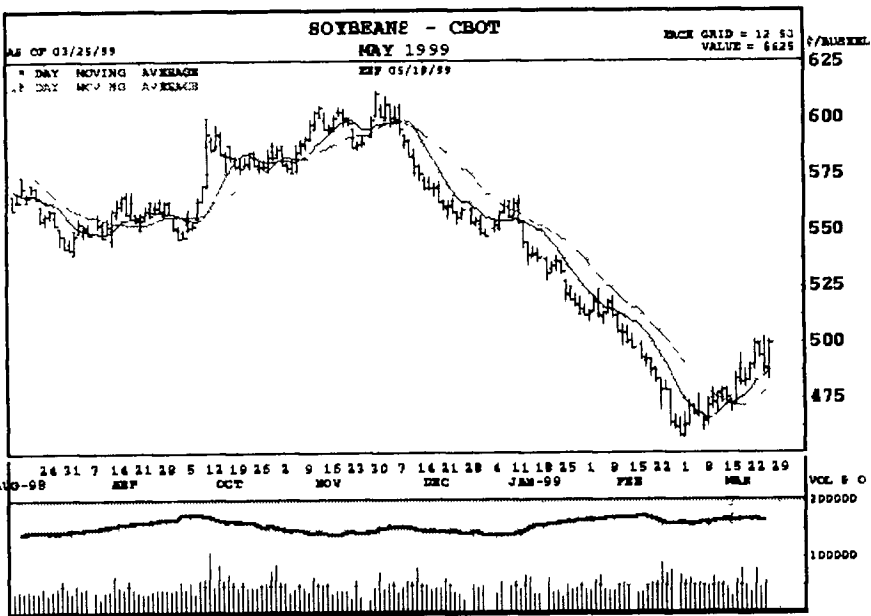


Symbol LCM9 - 03/25/99 Open 6652 High 6675 Low 6575 Last Chge 6595 -67

Moving Average: Day 09 18 40, 6675 6733 6716; Momentum: Day 09 18 40, -120 -230 +103

Stochastic: Day 09 14 20, Sto 10 00 6 25; Directional Indicator: Day 09 14 20, ADX 22 60 16 62

Relative Strength: Day 09 14 20, 15 78 41 04; Historic Volatility: Day 09 14 20, 12 07% 12 54% 12 20%



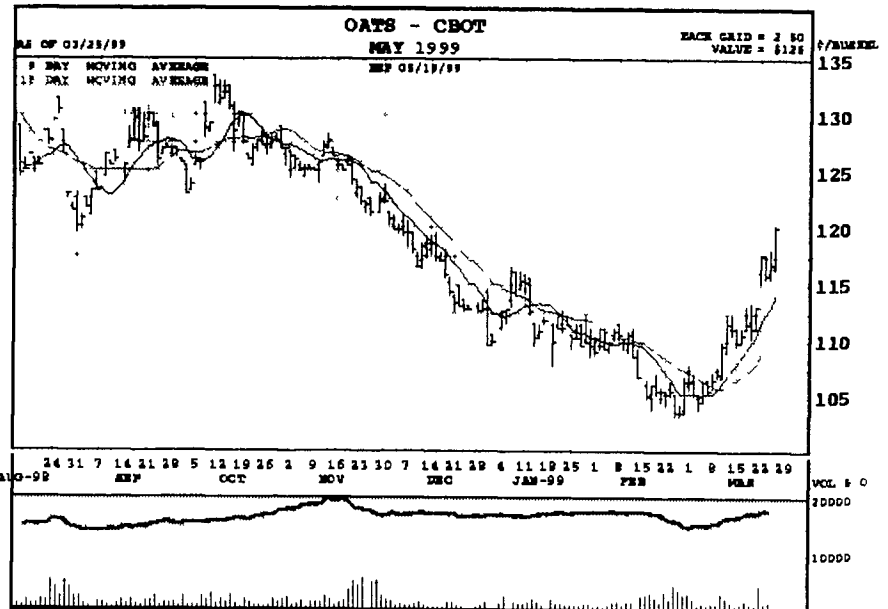
Volume and Open Interest Stochastic Relative Strength

Symbol SF9 - 03/25/99 Open 4870 High 5000 Low 4832 Last Chge 4990 +112

Moving Average: Day 09 18 40, 4872 4744 4875; Momentum: Day 09 18 40, +244 +360 -172

Stochastic: Day 09 14 20, Sto 41 04 42 31; Directional Indicator: Day 09 14 20, ADX 33 36 30 93

Relative Strength: Day 09 14 20, 18 18 18; Historic Volatility: Day 09 14 20, 13 55% 17 30% 18 6%



Volume and Open Interest Stochastic Relative Strength

Symbol CM4 - 03/25/99 Open 1164 High 1211 Low 1162 Last Chge 1200 +32

Moving Average: Day 09 18 40, 1140 1104 1090; Momentum: Day 09 18 40, +90 +136 +104

Stochastic: Day 09 14 20, Sto 97 67 98 28; Directional Indicator: Day 09 14 20, ADX 43 11 29 17

Relative Strength: Day 09 14 20, 75 52 73 32; Historic Volatility: Day 09 14 20, 26 44% 23 16% 23 07%

BFP Milk Futures: Settlement Prices as of 03/25/99 07:00 PM

MTH/ STRIKE	OPEN	HIGH	LOW	LAST	SETT	PT CHGE	EST VOL	PRIOR SETT	DAY VOL	INT
MAR99	11.42	11.42	11.39	11.39	11.39	-3	3	11.42	9	942
APR99	11.24	11.28	11.16	11.16	11.16	-6	13	11.22	12	896
MAY99	10.95	10.95	10.82A	10.82A	10.82	-15	12	10.97	5	768
JUN99	10.92	10.95	10.86A	10.86A	10.86	-5	8	10.91	10	560
JLY99	11.62	11.62	11.60	11.60	11.60	UNCH	5	11.60	1	427
AUG99	---	---	12.41A	12.41A	12.41	-9	5	12.50	5	454
SEP99	---	12.81B	---	12.81B	12.80	+1	---	12.79	---	338
OCT99	---	---	---	---	12.97	UNCH	---	12.97	---	324
NOV99	---	12.87B	---	12.87B	12.86	UNCH	---	12.86	---	220
DEC99	12.72	12.72	12.72	12.72	12.72	-2	---	12.74	---	102
JAN00	---	---	---	---	12.22	UNCH	---	12.22	---	10
TOTAL							EST. VOL			
TOTAL							41		42	5041

Volume and Open Interest Stochastic Relative Strength

Symbol CM4 - 03/25/99 Open 1164 High 1211 Low 1162 Last Chge 1200 +32

Moving Average: Day 09 18 40, 1140 1104 1090; Momentum: Day 09 18 40, +90 +136 +104

Stochastic: Day 09 14 20, Sto 97 67 98 28; Directional Indicator: Day 09 14 20, ADX 43 11 29 17

Relative Strength: Day 09 14 20, 75 52 73 32; Historic Volatility: Day 09 14 20, 26 44% 23 16% 23 07%