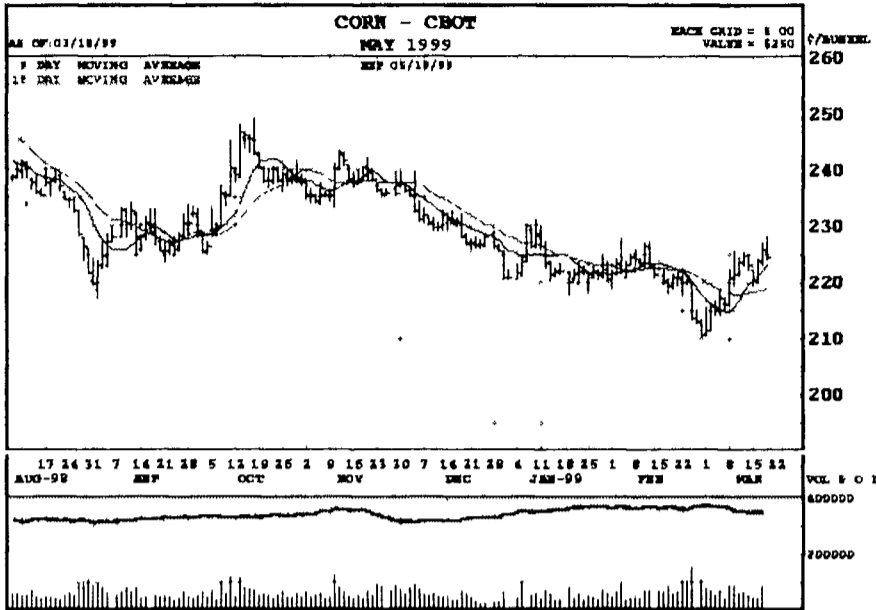


GRAIN, CATTLE, HOG, & MILK BFP FUTURES MARKETS

Markets Courtesy Of Chicago Board and Mercantile Exchange
(Closing bids: Thursday, March 18, 1999)



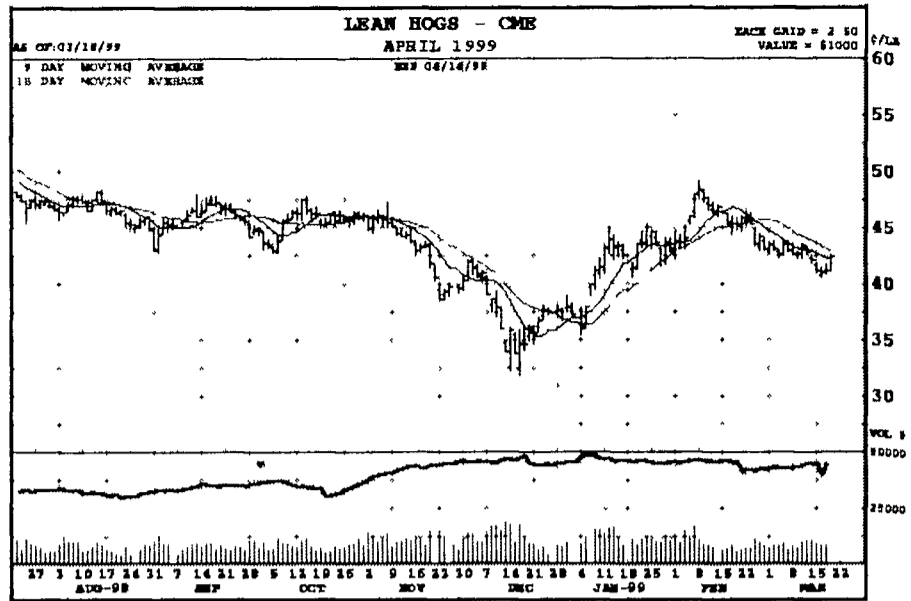
Volume and Open Interest | Stochastic | Relative Strength

Symbol	Open	High	Low	Last Chge
CPH - 03/18/99	2250	2280	2240	2242 14

---Moving Average---			---Momentum---				
Day	09	18	40	Day	09	18	40
	2730	2180	2204		+82	+44	+30

---Stochastic---			---Directional Indicator---				
Day	09	14	20	Day	09	14	20
%K	63	37	78	ADX	29	55	19
%D	76	91	87	DI	14	08	16
				+DI	53	70	41
				-DI	18	01	23

---Relative Strength---			---Historic Volatility---				
Day	09	14	20	Day	09	14	20
	4	15	16		17	30%	11
					6%	14	20%

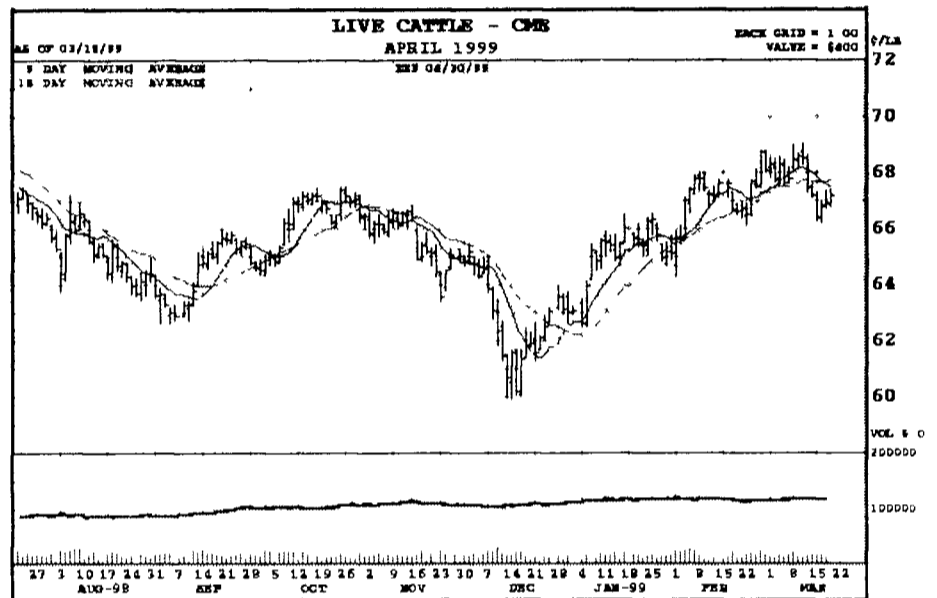


Symbol	Open	High	Low	Last Chge
LHJ9 - 03/18/99	4098	4240	4098	4228 +130

---Moving Average---			---Momentum---				
Day	09	18	40	Day	09	18	40
	4205	4275	4406		-54	-352	-109

---Stochastic---			---Directional Indicator---				
Day	09	14	20	Day	09	14	20
%K	61	38	52	ADX	23	48	16
%D	32	07	25	-DI	25	83	24
				+DI	20	57	20

---Relative Strength---			---Historic Volatility---				
Day	09	14	20	Day	09	14	20
	46	52	45		25	37%	24
					18%	24	18%

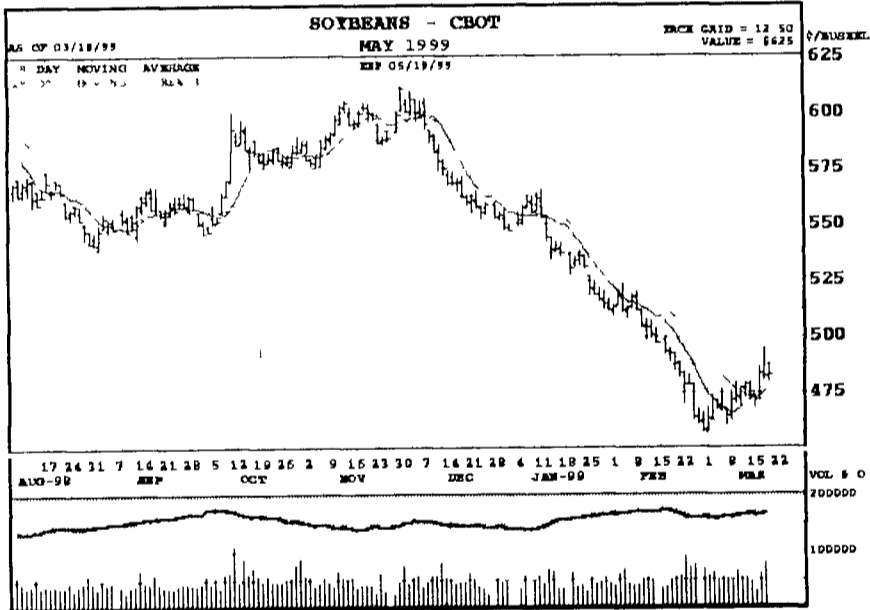


Symbol	Open	High	Low	Last Chge
LC4 - 03/18/99	6250	6400	6150	6170 +27

---Moving Average---			---Momentum---				
Day	09	18	40	Day	09	18	40
	6746	6769	6704		62	+70	+155

---Stochastic---			---Directional Indicator---				
Day	09	14	20	Day	09	14	20
%K	34	55	31	ADX	24	74	20
%D	26	88	31	DI	21	48	19
				+DI	17	87	19

---Relative Strength---			---Historic Volatility---				
Day	09	14	20	Day	09	14	20
	47	06	49		11	52%	11
					48%	14	07%



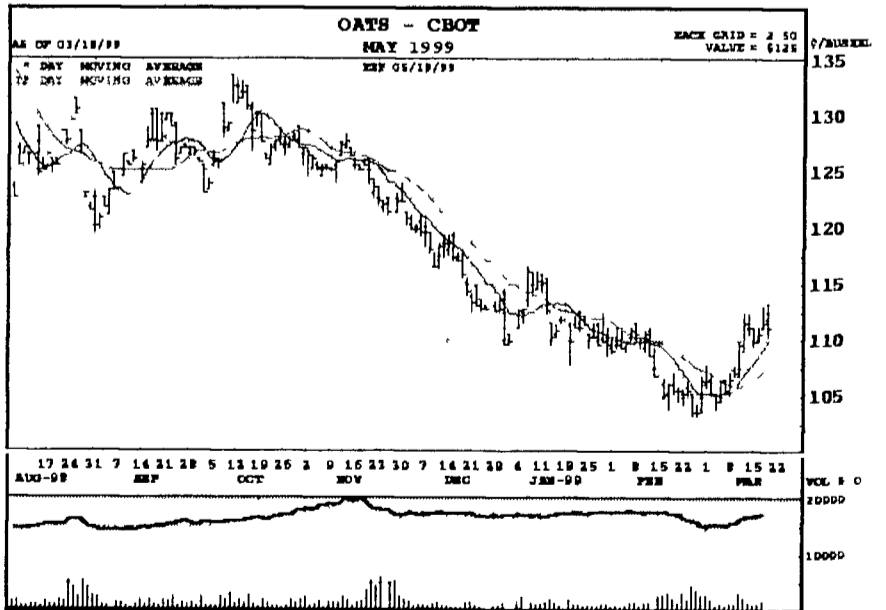
Volume and Open Interest | Stochastic | Relative Strength

Symbol	Open	High	Low	Last Chge
SB7 - 03/18/99	4940	4916	4870	4870 -4

---Moving Average---			---Momentum---				
Day	09	18	40	Day	09	18	40
	4957	4917	4933		+174	+46	11

---Stochastic---			---Directional Indicator---				
Day	09	14	20	Day	09	14	20
%K	11	22	6	ADX	32	72	31
%D	08	11	08	DI	17	73	22
				+DI	32	69	27

---Relative Strength---			---Historic Volatility---				
Day	09	14	20	Day	09	14	20
	15	10	10		15	58%	15
					88%	18	80%



Volume and Open Interest | Stochastic | Relative Strength

Symbol	Open	High	Low	Last Chge
OK9 - 03/18/99	1116	1132	1102	1110 -4

---Moving Average---			---Momentum---				
Day	09	18	40	Day	09	18	40
	1096	1074	1082		+54	+56	

---Stochastic---			---Directional Indicator---				
Day	09	14	20	Day	09	14	20
%K	70	00	76	ADX	29	90	22
%D	75	96	79	-DI	15	94	18
				+DI	33	69	31

---Relative Strength---			---Historic Volatility---				
Day	09	14	20	Day	09	14	20
	63	63	59		16	58%	16
					96%	18	74%

BFP Milk Futures: Settlement Prices as of 03/18/99 07:00 PM

MTH/ STRIKE	OPEN	--- DAILY --- HIGH	LOW	LAST	SETT	PT CHGE	EST VOL	--- PRIOR DAY --- SETT	VOL	INT
MAR99	11.38	11.40	11.38	11.40	11.40	+10	7	11.30	2	1002
APR99	11.05	11.06B	11.05	11.06B	11.06	+1	2	11.05	11	844
MAY99	10.85	10.86	10.83	10.86	10.86	+7	5	10.79	12	727
JUN99	10.81	10.82B	10.81	10.82B	10.82	+1	5	10.81	35	546
JLY99	---	11.47B	11.44A	11.47B	11.47	+1		11.46	18	415
AUG99	12.35	12.35	12.33	12.35	12.35	-1	38	12.36	1	391
SEP99	12.70	12.72	12.70	12.71A	12.71	-1	6	12.72		321
OCT99	12.95	12.96	12.95	12.96	12.96	-2	18	12.98	2	308
NOV99	12.75	12.84B	12.75	12.84B	12.84	-1	12	12.85	1	203
DEC99	12.61	12.61	12.61	12.61	12.61	-4	1	12.65		82
JAN00	12.22	12.22	12.20A	12.20A	12.20	-2	1	12.22		6
TOTAL							EST.VOL		VOL	OPEN INT
TOTAL							95		82	4845