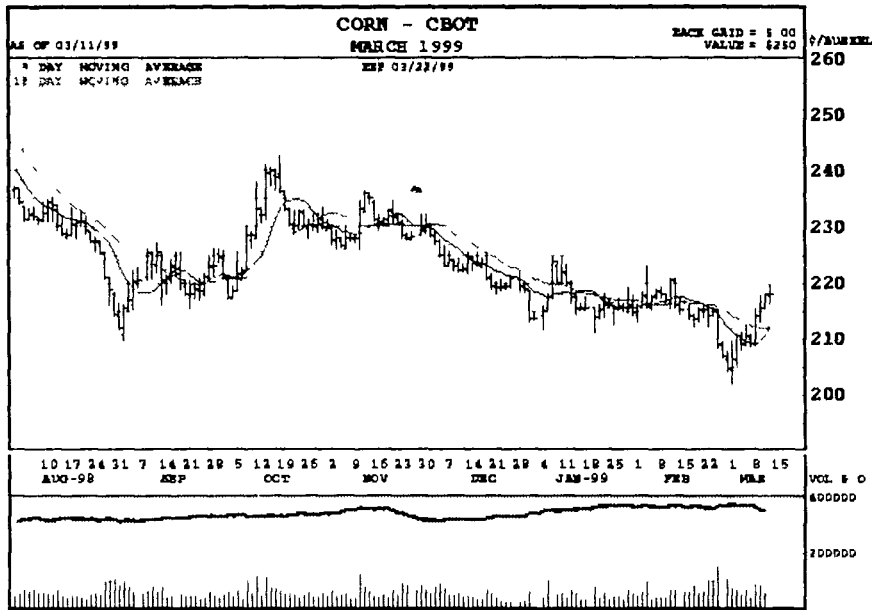


GRAIN, CATTLE, HOG, & MILK BFP FUTURES MARKETS

Markets Courtesy Of Chicago Board and Mercantile Exchange
(Closing bids: Thursday, March 11, 1999)



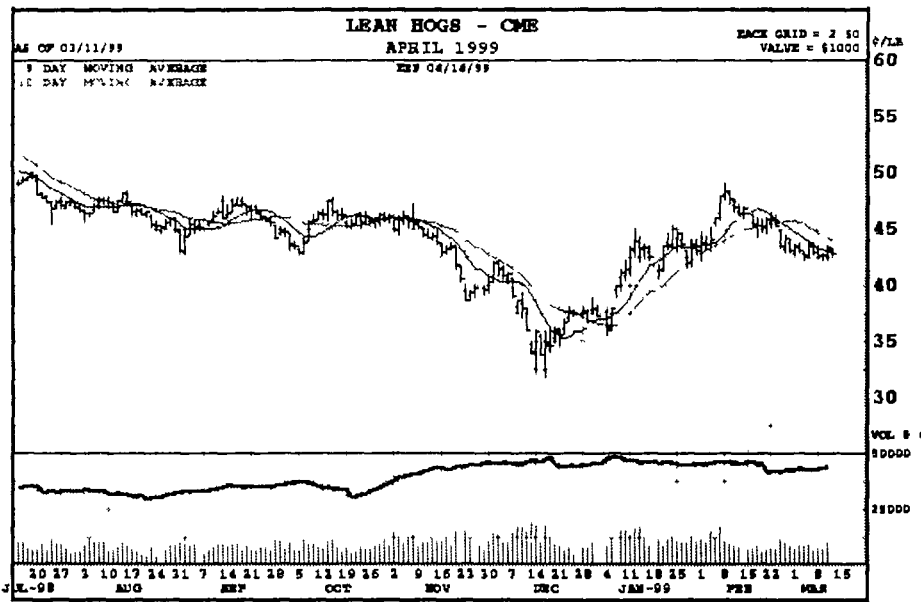
Volume and Open Interest | Stochastic | Relative Strength

Symbol	Open	High	Low	Last Chge
LC99	4280	4317	4255	-63

Moving Average	Momentum
Day 04: 4293, 4386, 4421	Day 04: 18, 40, 47
5d: 4293, 4386, 4421	5d: -33, -410, -118

Stochastic	Directional Indicator
Day 04: 30, 20, 14, 41, 11, 29	Day 04: 19, 12, 14, 72, 12, 31
%K: 34, 12, 14, 41, 13, 40	-DI: 20, 83, 21, 21, 21, 26
%D: 27, 21, 17, 15, 14, 65	+DI: 18, 83, 20, 07, 21, 26

Relative Strength	Historic Volatility
Day 04: 41, 1, 44, 4, 47, 11	Day 04: 50, 14, 73, 25, 95

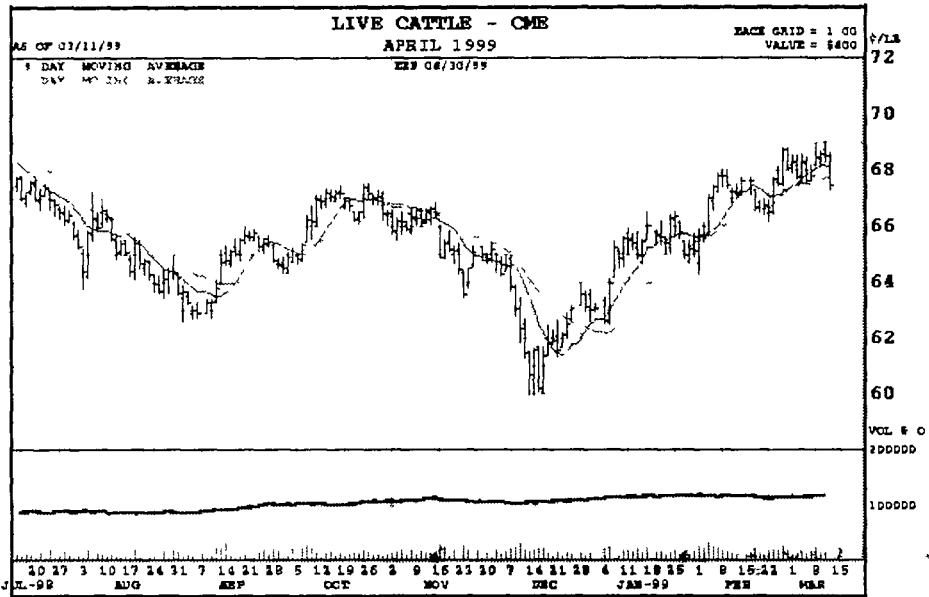


Symbol	Open	High	Low	Last Chge
LH99	4280	4317	4255	-63

Moving Average	Momentum
Day 04: 4293, 4386, 4421	Day 04: 18, 40, 47
5d: 4293, 4386, 4421	5d: -33, -410, -118

Stochastic	Directional Indicator
Day 04: 30, 20, 14, 41, 11, 29	Day 04: 19, 12, 14, 72, 12, 31
%K: 34, 12, 14, 41, 13, 40	-DI: 20, 83, 21, 21, 21, 26
%D: 27, 21, 17, 15, 14, 65	+DI: 18, 83, 20, 07, 21, 26

Relative Strength	Historic Volatility
Day 04: 41, 1, 44, 4, 47, 11	Day 04: 50, 14, 73, 25, 95

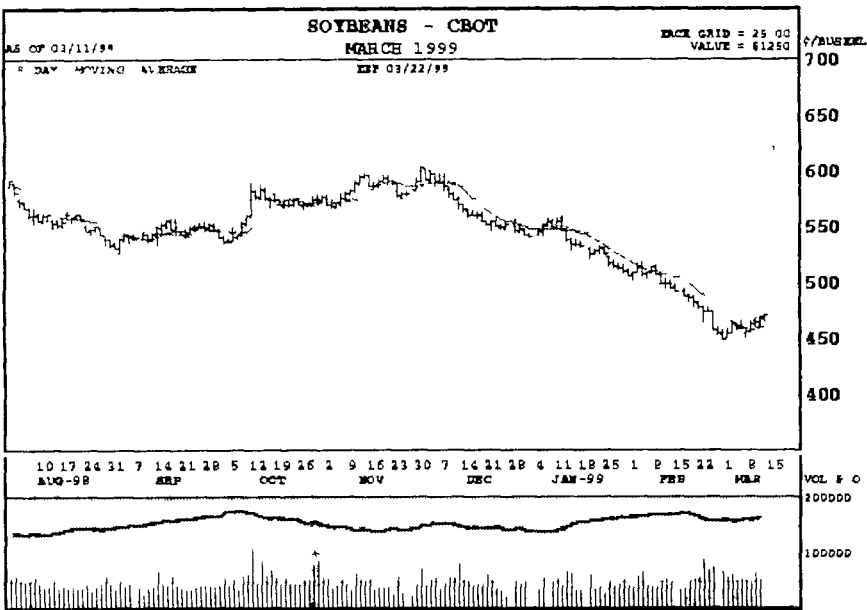


Symbol	Open	High	Low	Last Chge
LC99	4280	4317	4255	-63

Moving Average	Momentum
Day 04: 4293, 4386, 4421	Day 04: 18, 40, 47
5d: 4293, 4386, 4421	5d: -33, -410, -118

Stochastic	Directional Indicator
Day 04: 30, 20, 14, 41, 11, 29	Day 04: 19, 12, 14, 72, 12, 31
%K: 34, 12, 14, 41, 13, 40	-DI: 20, 83, 21, 21, 21, 26
%D: 27, 21, 17, 15, 14, 65	+DI: 18, 83, 20, 07, 21, 26

Relative Strength	Historic Volatility
Day 04: 41, 1, 44, 4, 47, 11	Day 04: 50, 14, 73, 25, 95



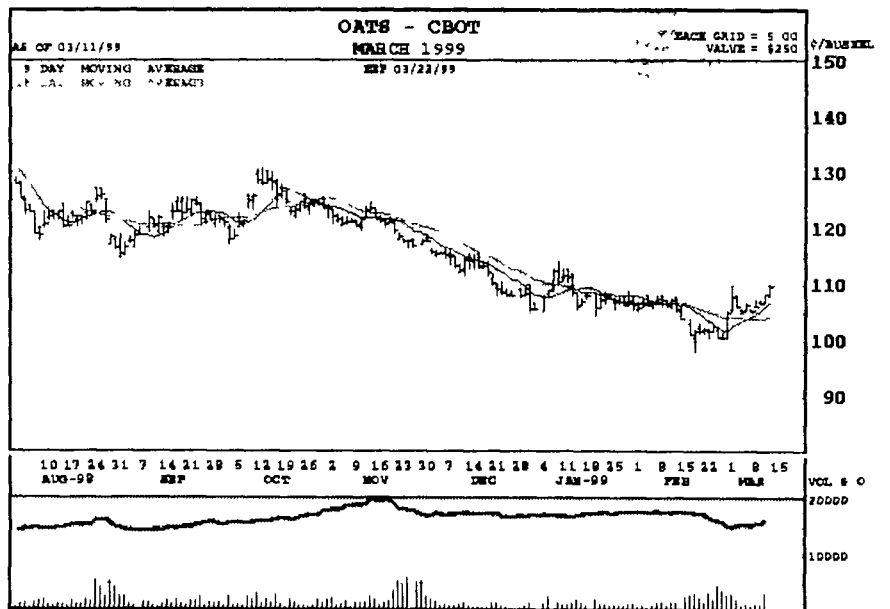
Volume and Open Interest | Stochastic | Relative Strength

Symbol	Open	High	Low	Last Chge
SOY99	4280	4317	4255	-63

Moving Average	Momentum
Day 04: 4293, 4386, 4421	Day 04: 18, 40, 47
5d: 4293, 4386, 4421	5d: -33, -410, -118

Stochastic	Directional Indicator
Day 04: 30, 20, 14, 41, 11, 29	Day 04: 19, 12, 14, 72, 12, 31
%K: 34, 12, 14, 41, 13, 40	-DI: 20, 83, 21, 21, 21, 26
%D: 27, 21, 17, 15, 14, 65	+DI: 18, 83, 20, 07, 21, 26

Relative Strength	Historic Volatility
Day 04: 41, 1, 44, 4, 47, 11	Day 04: 50, 14, 73, 25, 95



Volume and Open Interest | Stochastic | Relative Strength

Symbol	Open	High	Low	Last Chge
OH99	4280	4317	4255	-63

Moving Average	Momentum
Day 04: 4293, 4386, 4421	Day 04: 18, 40, 47
5d: 4293, 4386, 4421	5d: -33, -410, -118

Stochastic	Directional Indicator
Day 04: 30, 20, 14, 41, 11, 29	Day 04: 19, 12, 14, 72, 12, 31
%K: 34, 12, 14, 41, 13, 40	-DI: 20, 83, 21, 21, 21, 26
%D: 27, 21, 17, 15, 14, 65	+DI: 18, 83, 20, 07, 21, 26

Relative Strength	Historic Volatility
Day 04: 41, 1, 44, 4, 47, 11	Day 04: 50, 14, 73, 25, 95

BFP Milk Futures: Settlement Prices as of 03/11/99 07:00 PM

MTH/STRIKE	OPEN	HIGH	LOW	LAST	SETT	PT CHGE	EST VOL	PRIOR SETT	DAY VOL	INT
MAP99	11.45	11.45	11.15A	11.40	11.40	-3	20	11.43	89	999
APR99	11.19	11.23	10.90A	11.16A	11.16	-4	75	11.20	29	828
MAY99	10.95	10.96B	10.70A	10.90	10.90	-5	29	10.95	8	689
JUN99	11.07	11.10	10.70A	11.00	11.00	-11	27	11.11	30	496
JLY99	11.56	11.56	11.56	11.56	11.56	UNCH	2	11.56	9	392
AUG99	12.33	12.38	12.36	12.37	12.37	-3	6	12.40	21	354
SEP99	12.90	12.90	12.89	12.89	12.89	-3	9	12.95	1	295
OCT99	13.10	13.10	13.08	13.08	13.08	-6	11	13.14	9	275
NOV99	13.05	13.05	13.04	13.04	13.04	-2	5	13.07	9	181
DEC99	---	---	---	---	12.67	UNCH	---	12.65	---	74
JAN00	---	---	---	---	---	UNCH	---	12.62	1	---
TOTAL	---	---	---	---	---	EST	---	---	---	---