



Bob Oswald manages 700 acres of corn, 400 acres of soybeans, 120 acres of alfalfa hay, and 75 acres of wheat on about 1,295 acres for his dairy enterprise. Here, Bill Sandt was combining on the Oswald farm in early October last year.

Award-Winning

(Continued from Page 1)

prise. Oswald milks 50 cows with a greater than 20,000 pound herd average with the Pennsylvania DHIA.

Oswald admitted that he can turn profit with his alfalfa-making, most of the crop which he uses on his own farm, and brokering the remainder. Oswald grows a combination of alfalfa and orchardgrass and pure alfalfa.

Oswald's management strategy comes down to this: hire good people to work the fields and tend the crops. Teach them well and give them responsibility. Allow them the free-

dom to do their job.

"I can't do any of this without good help," he said.

Oswald puts a lot of trust in his farm assistant, Bill Sandt. "Without him I couldn't do a good job," said Oswald.

Oswald also relies on the expertise and hard work of another worker, Kermit Millheim, who is a retired Saint Regis Paper Company plant manager from Nazareth.

"Kermit's a farmer at heart, a wonderful person," said Oswald. "All of my help is so good. Everybody has

(Turn to Page 10)

SPECIALIZING IN CUSTOM MANUFACTURED AGRICULTURAL EQUIPMENT



MODEL 55/55-N

The Model 55 is the most versatile of all models matching up to a wide variety of bale patterns. It can carry up to 12 two tie bales, 8 three tie or 3 midsize bales at one time. It can also be connected to a 90 degree rotator, a powered vertical lift or any of a variety of loader units.



MODEL 65/65-N

The Model 65 is specifically built to match up with all New Holland 3 bale wide stack wagons. It can carry 12, 15 or 18 bales flat or on edge depending on model. It is ideal for topping stacks or loading and unloading trucks.

Innovative Hay Handling Solutions For Today's Hay Producers.



MODEL 200/400

The model 200 is a highly maneuverable vehicle built from the ground up specifically for handling hay. It can be mated with all bale rack models to handle all sizes of square bales large or small. Its extremely rugged design easily handles up to 2000 lbs up to 21' high or in the Model 400 version 4000 lbs up to 25' high.



MODEL 84/85

These models are extra heavy duty for the demanding application of carrying up to 2 big bales or 3 midsize bales at a time. They have additional bearings and extra large teeth that dig deep into the bales to insure a firm grip even with soft or wet tops.



MODEL N/950

The model 950 is specifically made for packaging 10 bales together to form a tie package measuring approximately 6 1/2 x 8 ready to load directly onto a truck. This completely eliminates the need for someone to turn bales on the truck to get a full load. Also, it eliminates the need to hand stack at the barn. This is truly the only system that eliminates all hand labor.

STEFFEN SYSTEMS

HAY HANDLING EQUIPMENT

8045 STATE STREET • SALEM, OREGON 97301 • (503) 399-9941

FAX (503) 371-4779 • TOLL FREE 1-888-STEFFEN (783-3336)

E-MAIL hayman@steffensystems.com

www.steffensystems.com

FOR MORE INFORMATION CALL OR WRITE:

DAVID O. FINK

Germansville, PA 18053

610-767-1408

Fax 610-767-1312

- Harvest Tech Equip.
- Twine
- Drying Agents
- Plastic Bale Wrap
- Preservatives

Choose A Quality Gehl Machine From Binkley & Hurst Bros. Today!

MODEL 2412 DISC MOWER CONDITIONER



Cut Your Fields Down To Size!

Gehl swing-frames give you the capacity and maneuverability of a self-propelled mower conditioner at a pull-type price plus the advantages of high speed disc cutting technology.

- Nine disc cutterbar delivers 11-foot 7-inch cut
- Wide conditioning rolls for uniform, fast drying
- Full-width skid shoes protect the cutterbar
- Simple drive system for more reliability
- Change from windrow to swath in seconds - without tools


The New Swing Frame Gehl 2412 Disc Mower Is Ready For Delivery



Today's Most Advanced Disc Mower Conditioner

GEHL Model 2365


10' Cut In Stock For Immediate Delivery



Long hood for less wind turbulence for cleaner cutting in thin crop stands. A Gehl disc mower conditioner delivers exceptional cutting and conditioning, even in your most difficult crops and conditions.

Rugged high-speed cutting discs, spinning at 3,000 rpm, easily slice through down and tangled crops or dense wet undergrowth to deliver a clean cut.

The cut crop is delivered to Gehl's specially designed intermeshing rubber conditioning rolls for thorough, yet gentle crop conditioning. They'll condition your crop for fast drying.




ONLY FROM GEHL
The gear driven cutterbar (outlined in white) is protected. Gehl shields the cutterbar from rocks or other field obstructions with full-width skid shoes.

Easily replaceable disc drive assemblies. Drive stations can be removed individually for quick servicing. Bearings are sealed in grease. The patented Protectadrive™ system protects the cutterbar gear train from damage in the event of disc contact with major field obstacles.



GEHL Super Deal On A Super Blower



Model 1580, 1000 RPM with the highest blowing capacity on the market.

Gehl high-capacity blowers will help get your silo filling done in short order.


- 1,000 rpm
- Twin spinners rifle material at nearly 35 mph
- Twin-sided fan disc with paddles on both sides
- Split rim sheets feature a replacement inner liner
- Many convenience features

Both Models In Stock

Model 1580, 1000 PTO, Model 1540, 540 PTO

YOUR BEST FORAGE BOX VALUES

See Binkley & Hurst Bros. Today!



Gehl's new BU980 Self-unloading forage box has been redesigned for improved performance and durability.

Features include

- True variable-speed drive for infinite unloading speeds.
- Single lever control
- Improved beater design
- Stronger drive chain and reinforced roof
- Standard highway light package
- Optional folding 18-inch conveyor extension

New Hydraulic Gehl Mix All Grinder Mixer In Stock!

Two Sizes To Choose From:
Model MX170
MX125

BINKLEY-HURST BROS. INC.

Fax 717-626-0996

133 Rothsville Station Rd.
P.O. Box 0395, Lititz, PA 17543-0395
(717) 626-4705 1-800-414-4705

Farm Plan
A Service of FPC Financial

