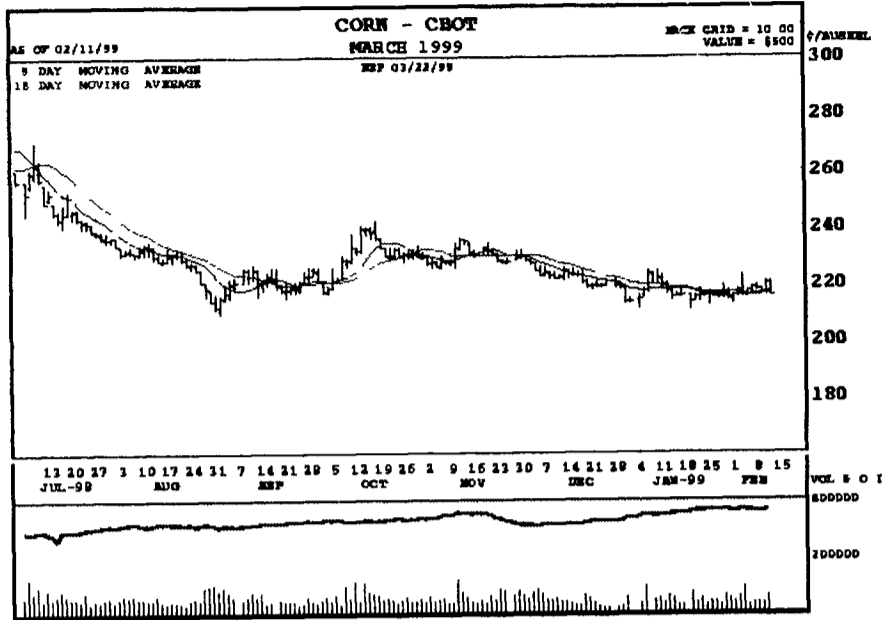


GRAIN, CATTLE, HOG, & MILK BFP

FUTURES MARKETS

Markets Courtesy Of Chicago Board and Mercantile Exchange
(Closing bids: Thursday, February 11, 1999)



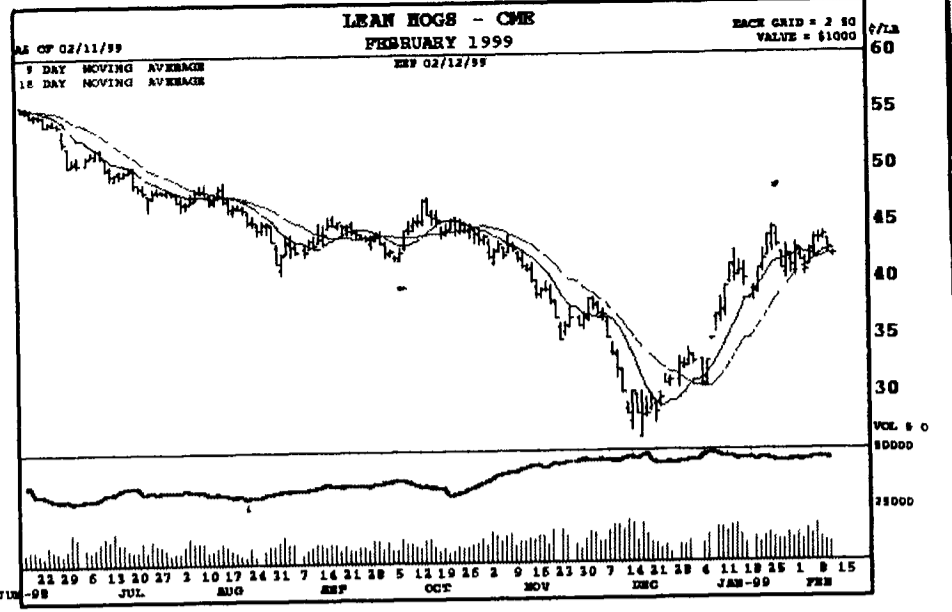
Volume and Open Interest | Stochastic | Relative Strength

Symbol	Open	High	Low	Last Chge
CH9 - 02/11/99	2200	2206	2154	2160 -42

--- Moving Average ---			--- Momentum ---				
Day	09	18	40	Day	09	18	40
	2172	2163	2175		+14	+4	-74

--- Stochastic ---			--- Directional Indicator ---				
Day	09	14	20	Day	09	14	20
Sto	31	71	34	ADX	27	34	17
%k	47	92	50	-DI	11	71	15
%d	50	84	52	+DI	28	76	27

--- Relative Strength ---			--- Historic Volatility ---				
Day	09	14	20	Day	09	14	20
	46	16	46		16	00%	13
							34%
							11
							84%

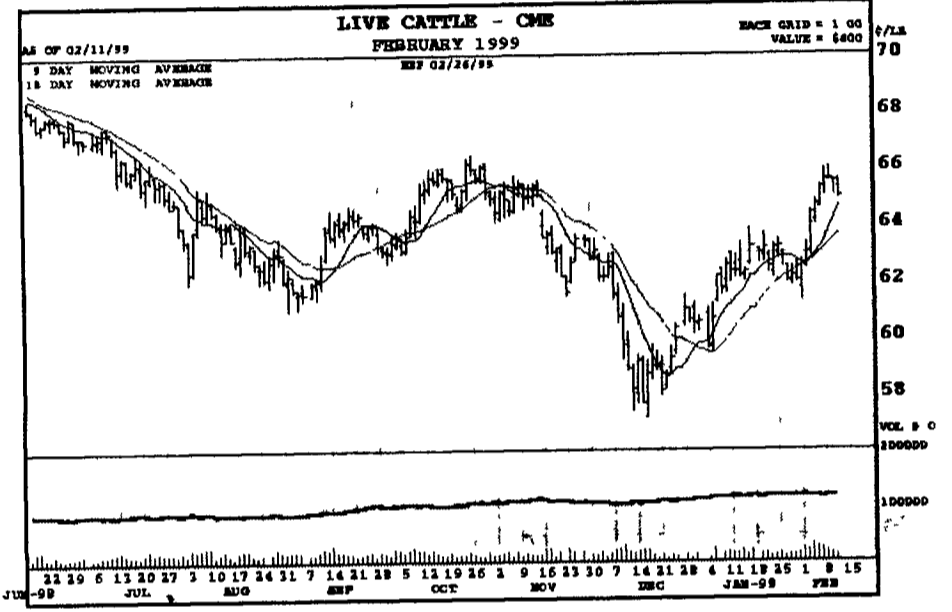


Symbol	Open	High	Low	Last Chge
LHG9 - 02/11/99	4190	4215	4180	4200 -62

--- Moving Average ---			--- Momentum ---				
Day	09	18	40	Day	09	18	40
	4248	4212	3738		+98	+205	+1192

--- Stochastic ---			--- Directional Indicator ---				
Day	09	14	20	Day	09	14	20
Sto	48	43	45	ADX	24	88	25
%k	64	48	61	-DI	23	01	21
%d	66	37	67	+DI	25	09	27

--- Relative Strength ---			--- Historic Volatility ---				
Day	09	14	20	Day	09	14	20
	52	17	55		39	89%	44
							27%
							46
							73%

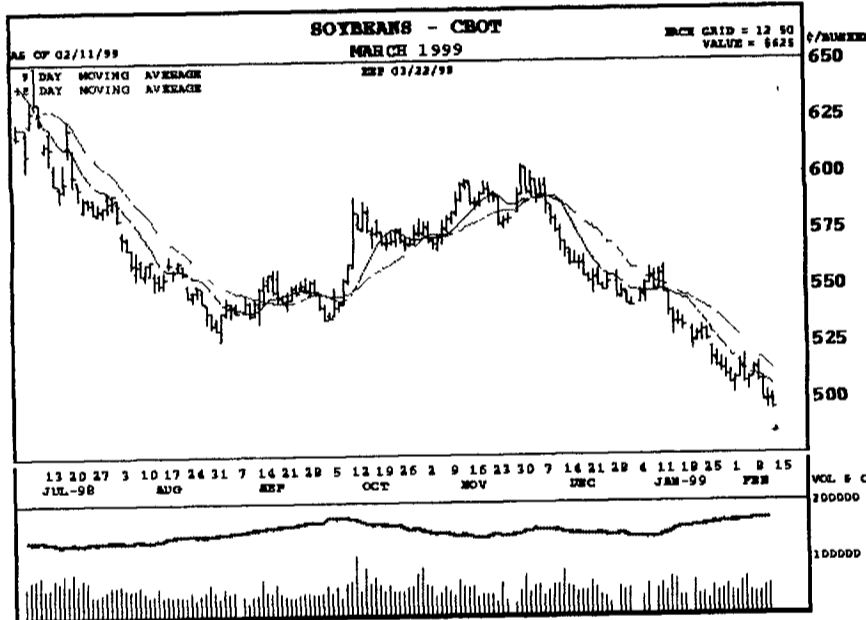


Symbol	Open	High	Low	Last Chge
LCG9 - 02/11/99	6525	6555	6485	6492 -53

--- Moving Average ---			--- Momentum ---				
Day	09	18	40	Day	09	18	40
	6459	6362	6193		+297	+172	+579

--- Stochastic ---			--- Directional Indicator ---				
Day	09	14	20	Day	09	14	20
Sto	78	35	78	ADX	36	98	28
%k	85	40	85	-DI	16	67	16
%d	83	15	83	+DI	32	05	30

--- Relative Strength ---			--- Historic Volatility ---				
Day	09	14	20	Day	09	14	20
	64	87	63		12	44%	13
							30%
							13
							19%



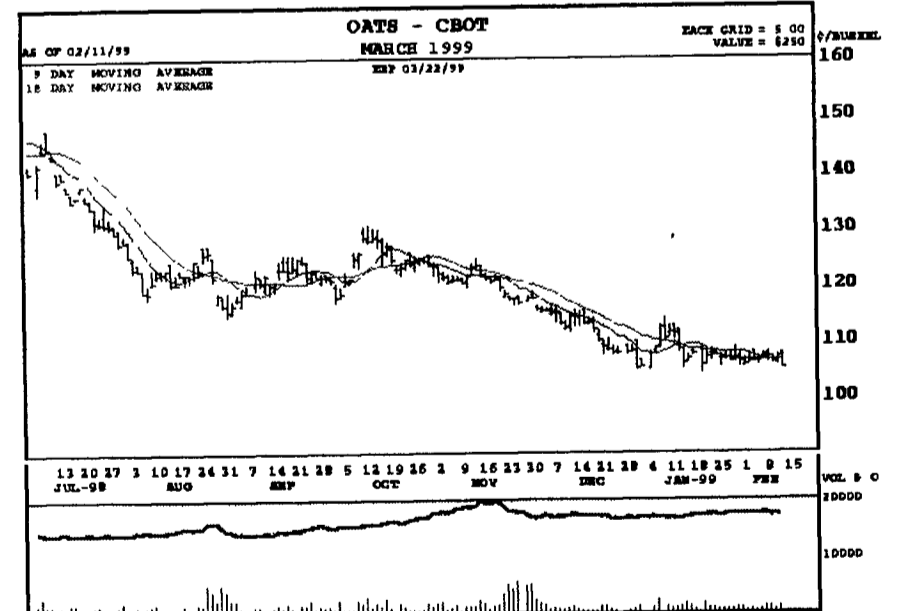
Volume and Open Interest | Stochastic | Relative Strength

Symbol	Open	High	Low	Last Chge
SH9 - 02/11/99	4994	5014	4944	4952 -40

--- Moving Average ---			--- Momentum ---				
Day	09	18	40	Day	09	18	40
	5057	5174	5317		-114	-370	-650

--- Stochastic ---			--- Directional Indicator ---				
Day	09	14	20	Day	09	14	20
Sto	1	06	2	ADX	48	59	43
%k	15	41	9	-DI	34	20	33
%d	21	86	14	+DI	10	62	11

--- Relative Strength ---			--- Historic Volatility ---				
Day	09	14	20	Day	09	14	20
	24	29	26		14	77%	13
							14%
							12
							63%



Volume and Open Interest | Stochastic | Relative Strength

Symbol	Open	High	Low	Last Chge
OH9 - 02/11/99	1074	1074	1050	1052 -16

--- Moving Average ---			--- Momentum ---				
Day	09	18	40	Day	09	18	40
	1063	1064	1077		-10	-24	-90

--- Stochastic ---			--- Directional Indicator ---				
Day	09	14	20	Day	09	14	20
Sto	8	33	6	ADX	15	86	20
%k	31	38	30	-DI	19	01	21
%d	35	62	37	+DI	14	71	15

--- Relative Strength ---			--- Historic Volatility ---				
Day	09	14	20	Day	09	14	20
	37	04	38		11	42%	9
							54%
							12
							09%

BFP Milk Futures: Settlement Prices as of 02/11/99 07:00 PM

MTH/STRIKE	OPEN	DAILY HIGH	DAILY LOW	LAST	SETT	PT CHGE	EST VOL	PRIOR SETT	DAY VOL	DAY INT
DA BFP MILK FUTURES										
FEB99	11.65	11.65	11.50	11.59A	11.59	-7	80	11.66	28	850
MAR99	12.10	12.17	12.09	12.16	12.16	+8	14	12.08	17	636
APR99	12.00	12.07	12.00	12.07	12.07	+8	19	11.99	17	697
MAY99	11.65	11.66	11.64	11.66	11.66	-5	11	11.71	2	471
JUN99	11.79	11.80	11.79	11.80	11.80	UNCH	7	11.80	7	352
JLY99	12.41	12.42	12.40A	12.42	12.42	+2	6	12.40	3	272
AUG99					12.75	UNCH		12.75		222
SEP99	13.04	13.04	13.04	13.04	13.04	UNCH	4	13.04		165
OCT99					13.15	UNCH		13.15	1	196
NOV99					12.97	UNCH		12.97	1	117
DEC99					12.54	UNCH		12.54		30
TOTAL							EST.VOL			
TOTAL							141		69	4008