


## REAR DISCHARGE FINISHING MOWER

One of Bush Hog's growing line of Finishing Mowers, the RDTH Series Mowers are available in a choice of 60 or 72-inch cutting widths. Cutting heights from 1-1/2" to 6-1/2", in 1/2" increments. Blades overlap 1-1/2" for a cleaner cut, and the spindle design is field proven for dependability.



All models feature rugged, 7-gauge steel deck construction and high blade tip speeds for finer cutting action. The heavy duty gearbox has a 2-year limited warranty, and the rear discharge design provides an even discharge and distribution of material. RDTH mowers attach with a handy 3-point, Category I hitch, and are recommended for 15 to 40 horsepower tractors depending upon models selected.

**BUSH HOG**


## NEW FOR 1998...BUSH HOG® QUICK-ATTACH FRONT END LOADERS

Eight new models loaded with the features that customers want for ease of use, performance and dependability

- Fits two and four-wheel drive tractors from 12 to 130 PTO horsepower - over 1500 tractor/loader combinations
- Six colors to match tractors
- Lift capacities from 725 to 4,635 lbs
- Lift heights from 76 to 152 inches
- Standard quick attach system for attachments
- Optional hydraulic self-leveling - levels in both raising and lowering cycles
- Mounting kits are custom designed for each tractor to provide a low profile appearance and excellent operator visibility




**BUSH HOG**



## THESE LAWN CARE MOWERS MAKE GRASS CUTTING A PLEASURE

With Bush Hog's ATH Air Tunnel Finishing Mowers, cutting large lawns is fast and easy. Adjustments are minimal and simple to perform, and these mowers give you all the features you'll need to tackle heavy grass and uneven terrain. Heavy, 7-gauge steel deck plate, floating top linkage and lower link allow uniform cutting. High blade tip speeds and 1-1/2 or 2-1/4 inch blade overlap assure clean cutting. The high volume discharge chute flexes to allow mowing in heavier or damper conditions.



You can select a 60, 72 or 90 inch model to match your tractor and cutting needs.


Come in and learn more about how Bush Hog's ATH Mowers can take the chore out of cutting big lawns.

**BUSH HOG**

## YOUR KEY TO HIGH-YIELD SEEDBEDS

RTS-Series Rotary Tillers From Bush Hog are available in 38, 50, 62 or 74-inch widths with an offset range of 6 to 12 inches. These rugged chain drive tillers are ideal for home garden work or the demands of professional nurserymen.

Come in and see how these economical tools give you faster, more economical seedbeds.



**BUSH HOG**

## NOW YOU CAN LOOK FORWARD TO MOWING YOUR LAWN




The Bush Hog Turf Champ zero-turn mower is available with a choice of both mowers and engines. 22 HP Kohler Command, 20 HP Kawasaki water cooled and 18 HP Briggs & Stratton engines can be selected, and you have a choice of 48, 52 or 61-inch cutting widths.

These mowers all provide adjustable, high back cushion seat and large foot rest for operator comfort. Cutting height easily adjusts from the seat.

**BUSH HOG**

## BACKHOES DESIGNED FOR PERFORMANCE AND COMFORT



Bush Hog Series 62 Backhoes feature a larger operator platform with a walk through design. The control console is only 7-1/2 inches at the operator's knee. Boom and dipperstick are heavy duty, with reinforcing plates at all high stress points for long life. These backhoes are available in digging depths of 7, 8 and 9-feet. All new hydraulic control valves provide smoother operation with 40% less lever effort. Valves located under the platform to reduce heat and noise on the operator.

**BUSH HOG**

**Building the Legend.**

**SEE YOUR LOCAL BUSH HOG DEALER**

**CANNS-BILCO DIST.**  
Alburtis, Pa 610-966-3733

**CHAMBERSBURG FARM SERVICE**  
Chambersburg, Pa 717-264-3533

**DUNKLE & GRIEB, INC.**  
Centre Hall, PA 814-364-1421

**FARMER'S EQUIPMENT & SUPPLY CO., INC.**  
Airville, PA 717-862-3967

**FIELD'S IMPLEMENT STORE**  
Eighty Four, PA 412-222-1154

**HINES EQUIPMENT**  
Cresson, PA 814-886-4183  
Bellwood, PA 814-742-8171

**GROWER'S EQUIPMENT CENTER, INC.**  
Biglerville, PA 717-677-7133

**A. L. HERR & BROS.**  
Quarryville, PA 717-786-3521

**ABC GROFF**  
New Holland, PA 717-354-4191

**KELLER'S FARM MACHINERY, INC.**  
Quakertown, PA 215-536-4046

**MESSICK FARM EQUIPMENT CO.**  
Abbottstown, PA 717-259-6617

**MILLER EQUIPMENT CO.**  
Bechtelsville, PA 610-845-2911

**NICHOLS FARM EQUIPMENT**  
Bloomsburg, PA 717-784-7731

**NORTH-EAST DISTRIBUTORS & EQUIP.**  
West Clifford, PA 717-222-9020

**ROVENDALE AG & BARN EQ**  
Watsonstown, PA 717-538-9564

**SCHEFFEL EQUIPMENT CO.**  
Somerset, PA 814-445-6500

**SMITH'S FARM EQUIPMENT**  
Newport, PA 717-567-356

**CHARLES S. SNYDER, INC.**  
Tamaqua, PA 717-366-5945

**STANLEY'S FARM SERVICE**  
Klingerstown, PA 717-648-2086

**STOLTZFUS FARM SERVICE**  
Cochranville, PA 610-593-2407

**UMBERGER'S OF FONTANA**  
Lebanon, PA 717-867-5161

**C.H. WALTZ SONS, INC.**  
Williamsport, PA 717-435-2921

**C. J. WONSIDLER BROS.**  
Quakertown, PA 215-536-1935  
New Tripoli, PA 610-787-7611  
Oley, PA 610-967-6257

**PEACH COUNTRY FORD TRACTOR**  
Richwood, NJ 609-589-3958

**RODIO TRACTOR SALES**  
Hammonton, NJ 609-561-0141

**FRANK RYMON & SONS**  
Washington, NJ 908-889-1484

**LESLIE G. FOGG, INC.**  
Bridgeton, NJ 609-935-5145