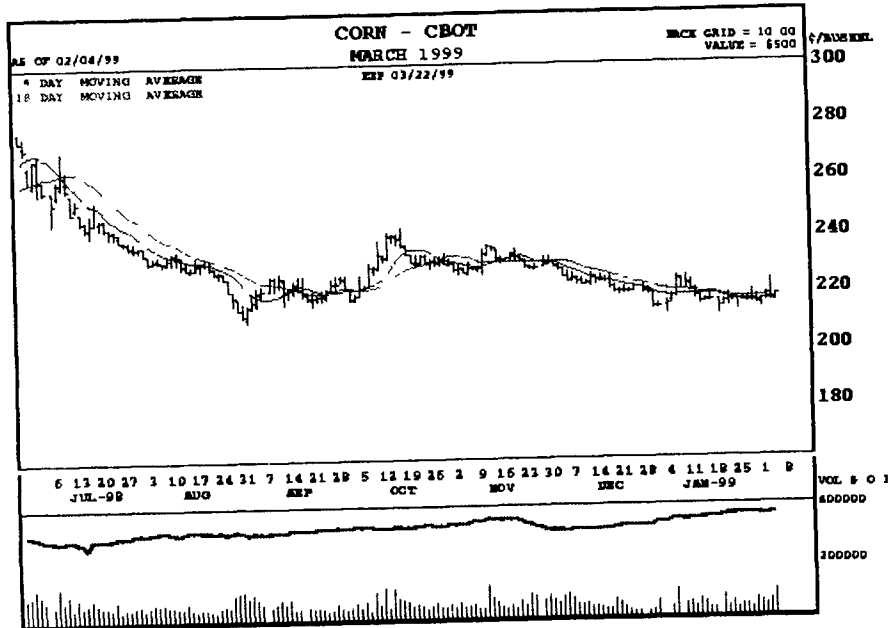


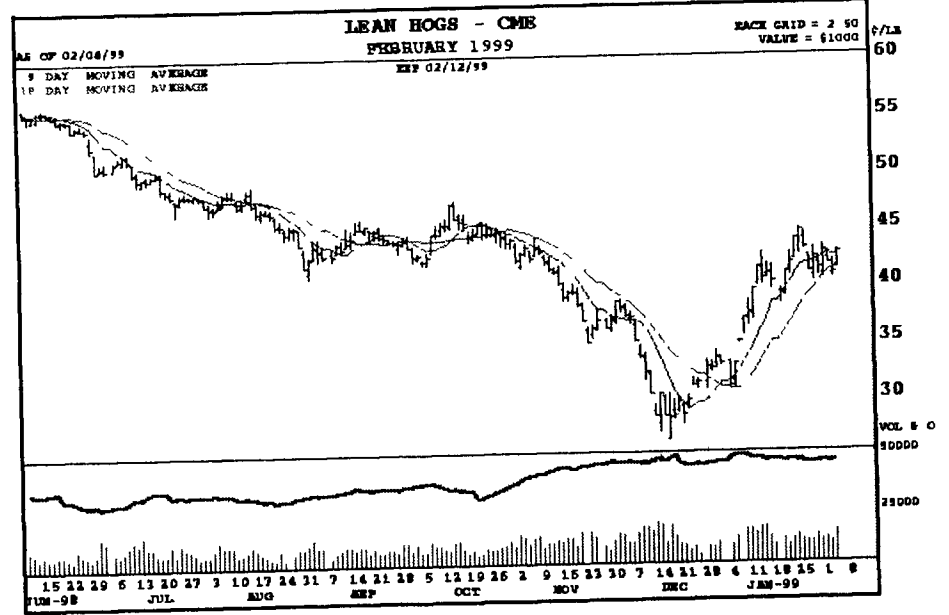
GRAIN, CATTLE, HOG, & MILK BFP FUTURES MARKETS

Markets Courtesy Of Chicago Board and Mercantile Exchange
(Closing bids: Thursday, February 4, 1999)

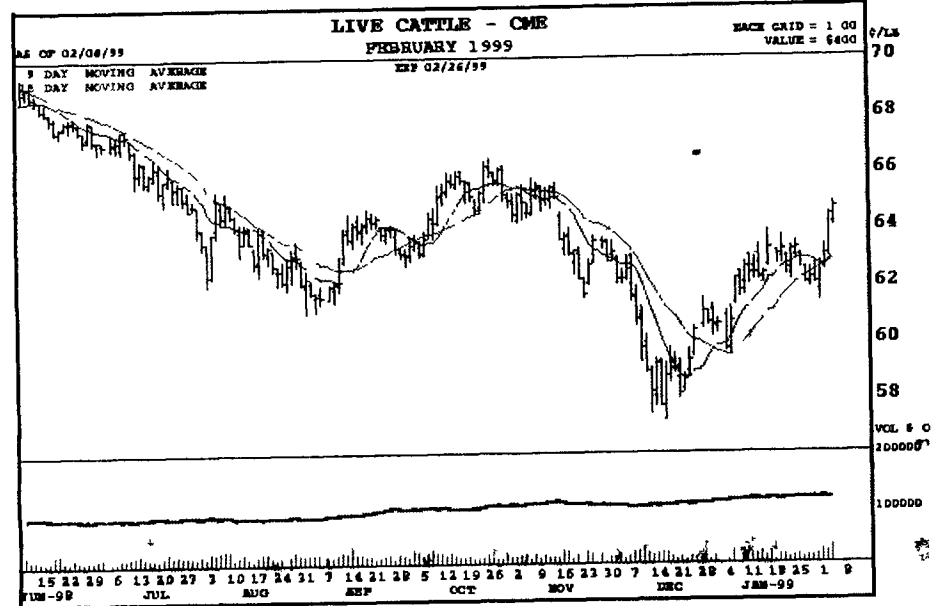


Volume and Open Interest | Stochastic | Relative Strength

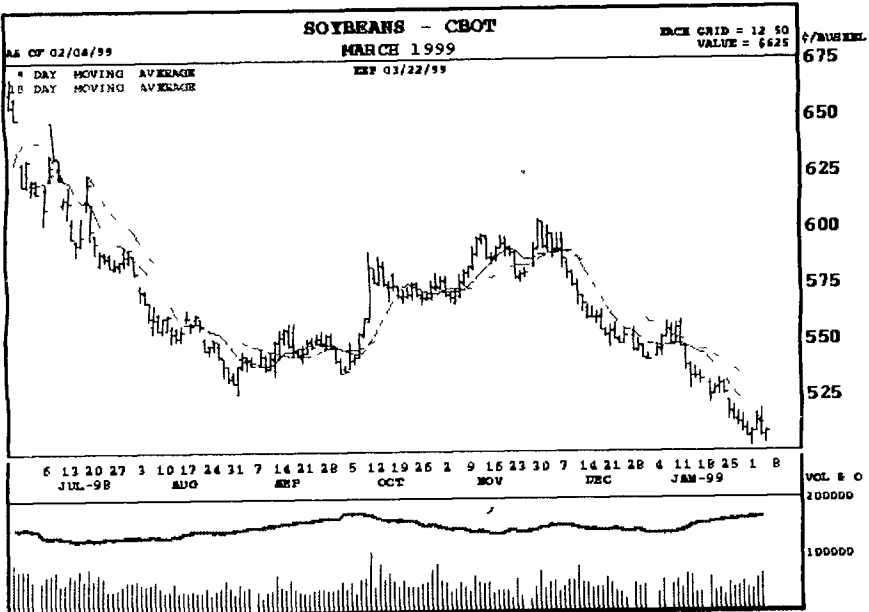
Symbol	Open	High	Low	Last Chge
CH9 - 02/04/99	2152	2174	2150	2172 +11
--- Moving Average ---				
Day	09	18	40	2160
Day	09	18	40	2182
--- Stochastic ---				
Day	09	14	20	46 51
Sto	46 51	52 08	46 70	49 78
%k	49 78	49 92	40 19	52 14
%d	52 14	46 09	37 23	
--- Relative Strength ---				
Day	09	14	20	53 68
Day	09	14	20	49 68
--- Momentum ---				
Day	09	18	40	+10
Day	09	18	40	-44
--- Directional Indicator ---				
Day	09	14	20	18 64
ADX	18 64	13 83	10 66	16 26
-DI	16 26	18 91	20 21	31 69
+DI	31 69	28 48	26 55	
--- Historic Volatility ---				
Day	09	14	20	8 83%
Day	09	14	20	8 48%
Day	09	14	20	11 60%



Symbol	Open	High	Low	Last Chge
LHG9 - 02/04/99	4110	4260	4100	4245 +180
--- Moving Average ---				
Day	09	18	40	4202
Day	09	18	40	4135
--- Momentum ---				
Day	09	18	40	-120
Day	09	18	40	+525
--- Stochastic ---				
Day	09	14	20	54 95
Sto	54 95	68 70	77 96	45 36
%k	45 36	60 78	75 81	52 26
%d	52 26	64 88	79 02	
--- Directional Indicator ---				
Day	09	14	20	29 90
ADX	29 90	28 44	24 65	19 45
-DI	19 45	20 04	21 43	27 37
+DI	27 37	28 88	28 64	
--- Relative Strength ---				
Day	09	14	20	58 64
Day	09	14	20	58 96
--- Historic Volatility ---				
Day	09	14	20	51 83%
Day	09	14	20	53 36%
Day	09	14	20	54 17%

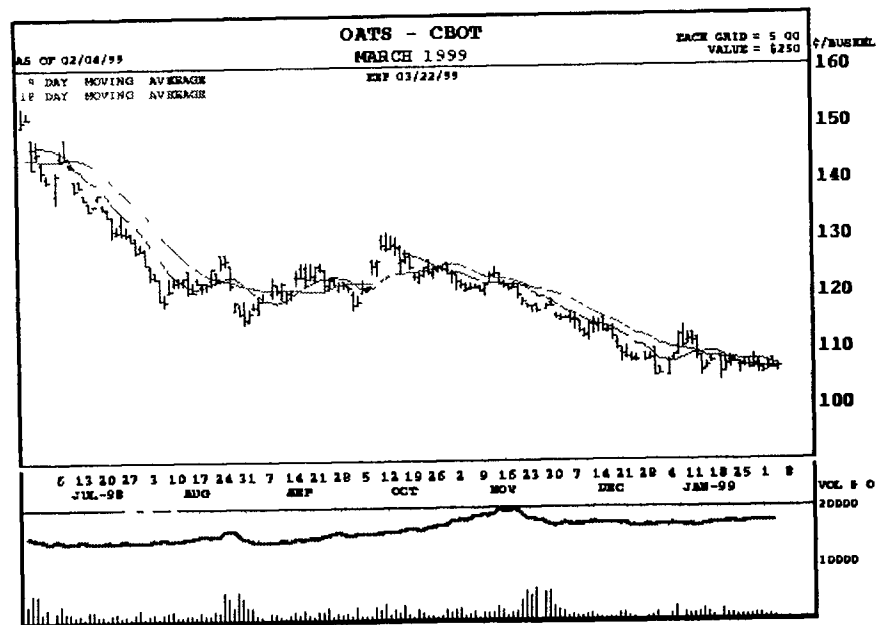


Symbol	Open	High	Low	Last Chge
LCC9 - 02/04/99	6410	6480	6400	6467 +30
--- Moving Average ---				
Day	09	18	40	6296
Day	09	18	40	6282
--- Momentum ---				
Day	09	18	40	+152
Day	09	18	40	+215
--- Stochastic ---				
Day	09	14	20	96 29
Sto	96 29	96 29	96 29	76 14
%k	76 14	75 80	86 70	58 85
%d	58 85	61 59	76 64	
--- Directional Indicator ---				
Day	09	14	20	30 69
ADX	30 69	23 96	18 23	13 86
-DI	13 86	15 18	16 78	33 70
+DI	33 70	30 44	28 00	
--- Relative Strength ---				
Day	09	14	20	72 47
Day	09	14	20	66 37
--- Historic Volatility ---				
Day	09	14	20	15 05%
Day	09	14	20	14 73%
Day	09	14	20	13 61%



Volume and Open Interest | Stochastic | Relative Strength

Symbol	Open	High	Low	Last Chge
SH9 - 02/04/99	5074	5091	5036	5046 +12
--- Moving Average ---				
Day	09	18	40	5110
Day	09	18	40	5217
--- Momentum ---				
Day	09	18	40	-170
Day	09	18	40	462
--- Stochastic ---				
Day	09	14	20	31 71
Sto	31 71	19 76	11 50	23 27
%k	23 27	10 32	10 61	17 75
%d	17 75	13 74	9 44	
--- Directional Indicator ---				
Day	09	14	20	53 35
ADX	53 35	43 54	32 74	33 39
-DI	33 39	33 21	32 13	11 76
+DI	11 76	11 83	12 91	
--- Relative Strength ---				
Day	09	14	20	30 49
Day	09	14	20	30 35
--- Historic Volatility ---				
Day	09	14	20	11 68%
Day	09	14	20	11 81%
Day	09	14	20	13 09%



Volume and Open Interest | Stochastic | Relative Strength

Symbol	Open	High	Low	Last Chge
OH9 - 02/04/99	1064	1066	1056	1064 +2
--- Moving Average ---				
Day	09	18	40	1063
Day	09	18	40	1067
--- Momentum ---				
Day	09	18	40	-6
Day	09	18	40	50
--- Stochastic ---				
Day	09	14	20	30 77
Sto	30 77	50 00	23 08	28 48
%k	28 48	40 09	21 35	31 46
%d	31 46	33 20	21 64	
--- Directional Indicator ---				
Day	09	14	20	73 77
ADX	73 77	75 99	25 40	22 46
-DI	22 46	11 59	35 82	18 61
+DI	18 61	18 05	17 77	
--- Relative Strength ---				
Day	09	14	20	44 55
Day	09	14	20	42 16
--- Historic Volatility ---				
Day	09	14	20	5 28%
Day	09	14	20	11 11%
Day	09	14	20	16 27%

BFP Milk Futures: Settlement Prices as of 02/04/99 07:00 PM

MTH/STRIKE	OPEN	DAILY HIGH	DAILY LOW	LAST	SETT	PT CHGE	EST VOL	PRIOR SETT	DAY VOL	INT
DA BFP MILK FUTURES										
JAN99	16.34	16.34	16.33	16.34	16.34	+2	7	16.32	42	743
FEB99	11.85	11.97	11.75A	11.94A	11.94	+12	66	11.82	113	847
MAR99	12.03	12.15	12.03	12.05	12.05	+5	32	12.00	71	629
APR99	11.99	12.09	11.99	12.00	12.00	+3	47	11.97	52	665
MAY99	---	---	---	---	11.75	UNCH	---	11.75	22	452
JUN99	---	11.85B	---	11.85B	11.85	+3	---	11.82	24	323
JLY99	12.25	12.26B	12.25	12.25	12.25	UNCH	2	12.25	6	255
AUG99	12.62	12.62	12.62	12.62	12.62	UNCH	2	12.62	6	211
SEP99	---	---	---	---	12.91	UNCH	---	12.91	---	151
OCT99	---	---	---	---	13.12	UNCH	---	13.12	---	196
NOV99	---	---	---	---	12.95	UNCH	---	12.95	---	5
DEC99	---	---	---	---	12.52	UNCH	---	12.52	---	2
TOTAL							EST. VOL	VOL		OPEN INT.
TOTAL							156	343		4609