

GET READY

GREEN EQUIPMENT THAT WORKS BEST



"The ground speed is exceptional. I can do 200 acres of beans behind wheat a day."


Ed Baker
Middletown, DE

Even though Hooper, Inc. takes pride in promoting the color red, there are times when we steer customers toward a piece of green equipment. For example, when Ed Baker was looking for a new drill, he came to Hooper and we recommended Great Plains. Ed runs 3,000 acres a year, so he needed a dependable drill backed by dependable people.


"Hooper always had a great inventory of parts for my drill when I needed them," said Ed, "and both Hooper and Great Plains stand behind the drill. I couldn't be more pleased."

Great Plains drills backed by Hooper's quality service and parts support are the perfect combination for maximum productivity. Stop by Hooper, Inc. today and we'll help you find a Great Plains green machine that's right for you.

USED TRACTORS




B 15163 CIH 9170 4WD, 1989, 6588 Hours, 335 Engine PTO, Powershift, New Paint



B 16741 JD 2950 2WD, 85 PTO, 1985, 6345 Hours, 3 Pt Hitch, 2 Hyd Valves



A 21518 CIH 5140 2WD, 1989, 1729 Hours, 94 PTO, Powershift, Top Link



B 16435 Deutz-Allis 6240, 44 PTO, 1986, 2975 Hours, 3 Pt Hitch, Rops, Top Link




C 30391 Steiger ST 251 4WD, 205 PTO, 1976, 4421 Hours, 4 Hyd Valves



A 21471 IH 3288 2WD w/Rops, 1982, 3574 Hours



A 20687 Versatile 276 Bi-Direct, 100 PTO, 1986, 5000 Hours, Excellent Paint



C 21647 IH 886 2WD Cab, 4329 Hours



A 22119 Case IH 2096 2WD Cab, 6234 Hours



MIDDLETOWN, DE
800 341-4028

USED TRACTORS

| | | | | | |
|-------|-----|-------------|-------|---------|------------|
| 21519 | CIH | 9170 4WD | 17135 | JD | 4430 |
| 17307 | CIH | 9370 | 17194 | JD | 4455 2WD |
| 17369 | CIH | 5240 | 16741 | JD | 2950 2WD |
| 17219 | CIH | C90 2WD | 17195 | JD | 4455 w/ltr |
| 15163 | CIH | 9170 | 17188 | JD | 8300 MFD |
| 15942 | CIH | 925 | 17328 | JD | 4450 |
| 16729 | CIH | 9270 | 17365 | JD | 8760 |
| 15942 | CIH | 9250 | 17190 | JD | 9300 |
| 15163 | CIH | 9170 | 16089 | MF | 245 |
| 17197 | IH | 4586 | 16757 | Ford | Jubilee |
| 17298 | IH | 1066 | 16422 | Ford | 30 |
| 17062 | IH | 1486 | 16435 | DA | 6080 |
| 17156 | IH | 4366 | 16995 | Steiger | PT 225 |
| 17143 | IH | 5488 2WD | 17123 | Steiger | PT350 |
| 17089 | IH | 184 w/Mower | 15943 | Steiger | PTA297 |
| 15223 | IH | 1586 | 15935 | Steiger | PT225 |
| 14449 | IH | 784 2WD | 17254 | Case | 2390 |
| | | | 17196 | Cat | Trk Ldr |

USED MISC. TILLAGE

| | | | | | |
|-------|--------|------------------------|-------|-------|--------------------|
| 16321 | CI | 720 6x16 | 16662 | GP | 15' |
| 16622 | CI | 5100 24x6 | 16976 | GP | 24' Conv. |
| 16818 | CI | 5500 | 16777 | GP | 24' NT |
| 21468 | JD | 714 | 16912 | GP | 30' NT Drill |
| 16625 | JD | 6x16 OL | 16914 | GP | 30' NT Drill |
| 21468 | JD | 714, 17 Shnk Chsl Plow | 16976 | GP | 24' Conv Drill |
| 157 | JD | 8R Cult | 16971 | BR | 18' CF Packer |
| 16092 | JD | 8RW Cult | 16013 | BR | 6RN Cult |
| 17056 | JD | 100 Chisel Plow | 17200 | BR | 16' N Packer |
| 17042 | JD | 910-6 Subsoiler | 16856 | BR | 34' ND Packer |
| 17128 | JD | 510 Disc Ripper | 17215 | BR | 13 Chisel Plow |
| 16855 | Krause | 4133 31' Cult | 16048 | IH | 5x16 |
| 14484 | Krause | 3124 Landsman | 13846 | NH | 900 Chopper |
| 15659 | Krause | 3124 Landsman | 16942 | Lndll | 18' Chisel Plow |
| 17036 | Krause | 2321-22 Chisel Plow | 15938 | MF | 128-15" Subsoiler |
| 13926 | Krause | 3127A Landsman | 15938 | MF | 128-15 Chisel Plow |
| 14047 | Krause | 3124A Landsman | 14502 | WR | 31', 35' Fid. Cult |
| 17217 | DMI | 530 Subsoiler | | | |

USED DISCS

| | | | | | |
|-------|-----|----------|-------|---------|------------|
| 16810 | KR | 1927 27' | 16920 | JD | 630 18' |
| 20668 | KR | 2413 | 16907 | IH | 770 |
| 13842 | KR | 2442 | 13918 | Miller | 20' |
| 17155 | KR | 4927A | 16930 | Rhino | F90B-20 |
| 13841 | KR | 2442 30' | 16911 | DA | 19' Disc |
| 15213 | KR | 2440 30' | 16320 | DA | 2500 20' |
| 15206 | CIH | 490 23' | 16620 | Midland | 28' Offset |
| | | | 13079 | Midland | 20 |



USED TRACTORS

| | | | | | |
|-------|-----|------------------------|-------|--|--|
| 22234 | CIH | 3220 MFD Rops w/Loader | 21937 | | |
| 22218 | CIH | 8930 MFD | 22119 | | |
| 21986 | CIH | 5130 2WD Cab | | | |
| 22190 | CIH | 8920 MFD | | | |
| 22194 | CIH | 8920 2WD | | | |

USED MISC. T

| | | | | | |
|--------|--------|-------------------|-----|--|--|
| *22304 | BR | 14' Packer | 22 | | |
| 21924 | IH | 415 25 Culti Mth | 22 | | |
| 22298 | IH | 55 Chisel Plow | 218 | | |
| 21635 | IH | 710 6x18 Plow | 208 | | |
| 21928 | JD | 2500A 6x18 Plow | U68 | | |
| 21790 | Sntlwr | 6331 25' Landsman | | | |

USED DIS

| | | | | | |
|-------|--------|----------|-------|--|--|
| 22181 | Krause | 2416 26' | 21937 | | |
| 21598 | Krause | 4927A 25 | 22119 | | |
| 20272 | Krause | 2416 26' | | | |



NEW TRADE-INS TO THE IN

| | | | | | |
|-------|--------|----------------|------|--|--|
| 22337 | IH | 656 Tractor | 223 | | |
| 22345 | IH | 1460 Combine | 224 | | |
| 22287 | CIH | 8850 Windrower | *224 | | |
| 22310 | CIH | 2188 Combine | *223 | | |
| 22318 | CIH | 2188 Combine | 224 | | |
| 22320 | CIH | 2188 Combine | *222 | | |
| 22321 | CIH | 2166 Combine | 222 | | |
| 22322 | CIH | 1660 Combine | 222 | | |
| 22323 | CIH | 1660 Combine | 221 | | |
| 22333 | Sntlwr | 22' Cult | 223 | | |

* Recently Traded Equipment

FARM MACHINERY RUNS BETTER WITH HOOPER



Authorized UPS Station

All New & Used Products Backed
By Hooper Parts & Service

VISIT OUR WEBSITE: www.hooper.com