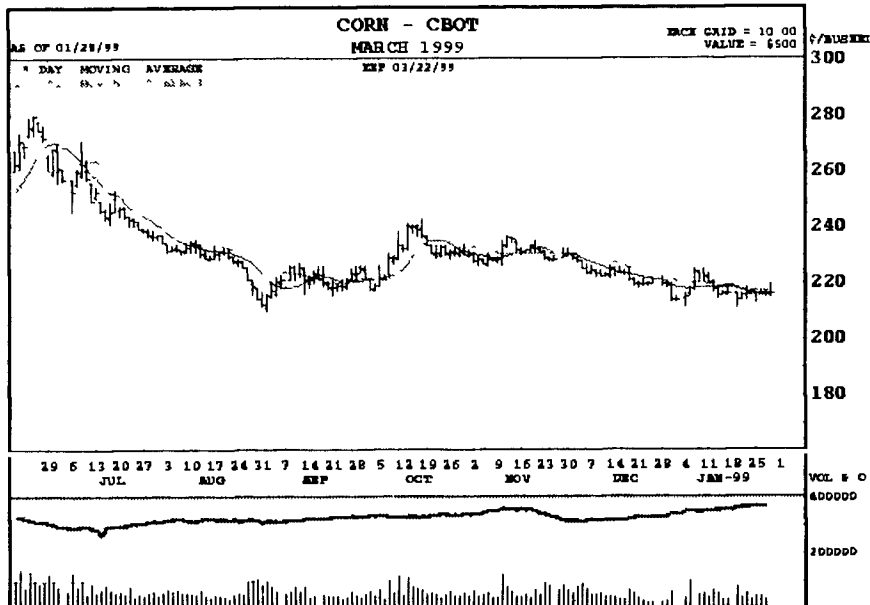


# GRAIN, CATTLE, HOG, & MILK BFP FUTURES MARKETS

Markets Courtesy Of Chicago Board and Mercantile Exchange  
(Closing bids: Thursday, January 28, 1999)



Volume and Open Interest | Stochastic | Relative Strength

Symbol	Open	High	Low	Last Chge
CH9 - 01/28/99	2152	2190	2144	2160 +4

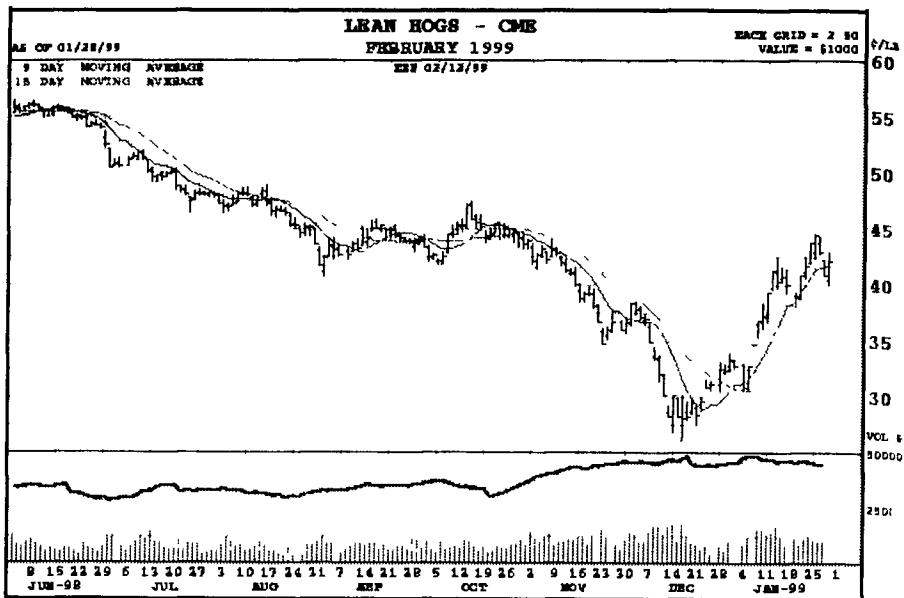
---Moving Average---			---Momentum---				
Day	09	18	40	Day	09	18	40
	2154	2167	2193		+4	+24	-140

---Stochastic---			---Directional Indicator---				
Day	09	14	20	Day	09	14	20
Sto	62 50	37 04	37 04	ADX	18 28	14 62	11 32
%k	57 07	35 19	35 11	-DI	23 91	24 46	24 21
%d	49 16	34 91	34 62	+DI	26 21	23 96	23 04

---Relative Strength---			---Historic Volatility---				
Day	09	14	20	Day	09	14	20
	46 16	44 23	43 57		6 33%	9 53%	17 64%



Symbol	Open	High	Low	Last Chge
LHG9 - 01/28/99	4040	4280	3995	4195 +115

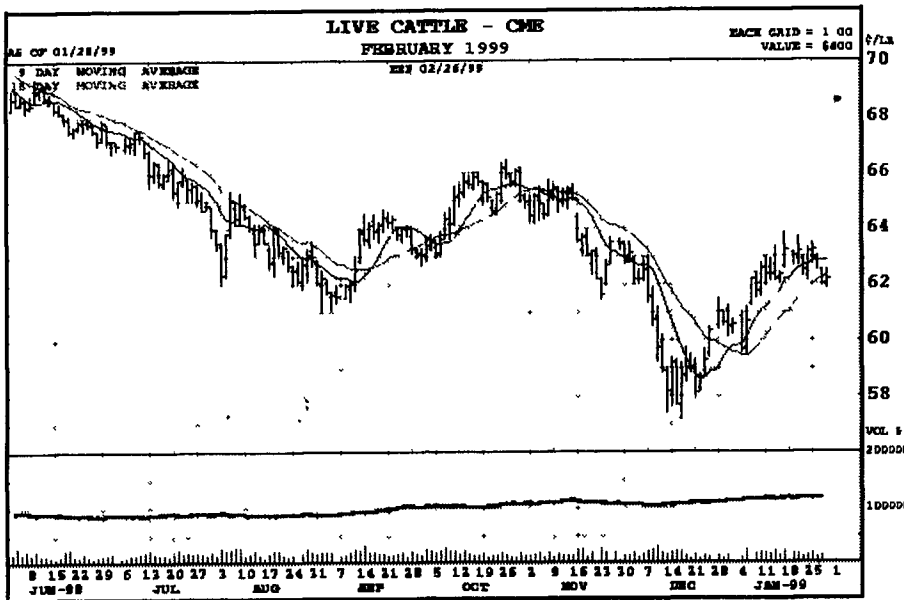
---Moving Average---			---Momentum---				
Day	09	18	40	Day	09	18	40
	4165	3971	3725		+128	+930	+538

---Stochastic---			---Directional Indicator---				
Day	09	14	20	Day	09	14	20
Sto	61 07	69 64	81 59	ADX	39 61	32 73	27 57
%k	67 76	76 55	84 50	-DI	22 25	22 15	23 34
%d	76 11	82 91	87 71	+DI	30 61	31 57	30 46

---Relative Strength---			---Historic Volatility---				
Day	09	14	20	Day	09	14	20
	59 95	60 33	58 65		55 28%	53 62%	60 80%



Symbol	Open	High	Low	Last Chge
LCG9 - 01/28/99	6190	6250	6180	6217 +20

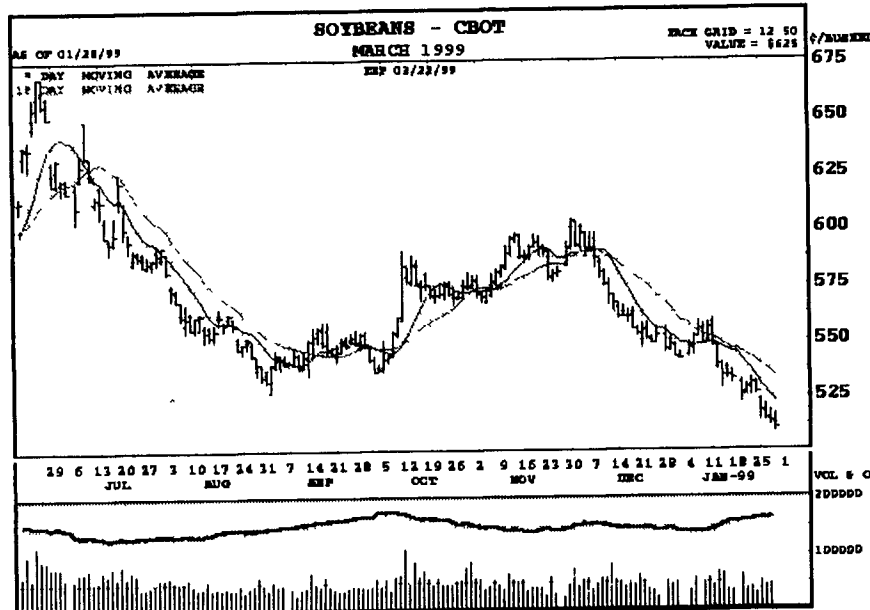
---Moving Average---			---Momentum---				
Day	09	18	40	Day	09	18	40
	6279	6227	6105		-15	+165	-60

---Stochastic---			---Directional Indicator---				
Day	09	14	20	Day	09	14	20
Sto	18 32	28 26	62 24	ADX	35 72	25 46	19 13
%k	32 94	47 35	70 14	-DI	17 73	17 63	18 77
%d	48 84	63 67	77 16	+DI	23 45	23 95	23 27

---Relative Strength---			---Historic Volatility---				
Day	09	14	20	Day	09	14	20
	49 33	51 52	51 16		13 59%	12 35%	15 89%



Volume and Open Interest | Stochastic | Relative Strength

Symbol	Open	High	Low	Last Chge
SH9 - 01/28/99	5124	5164	5086	5102 -26

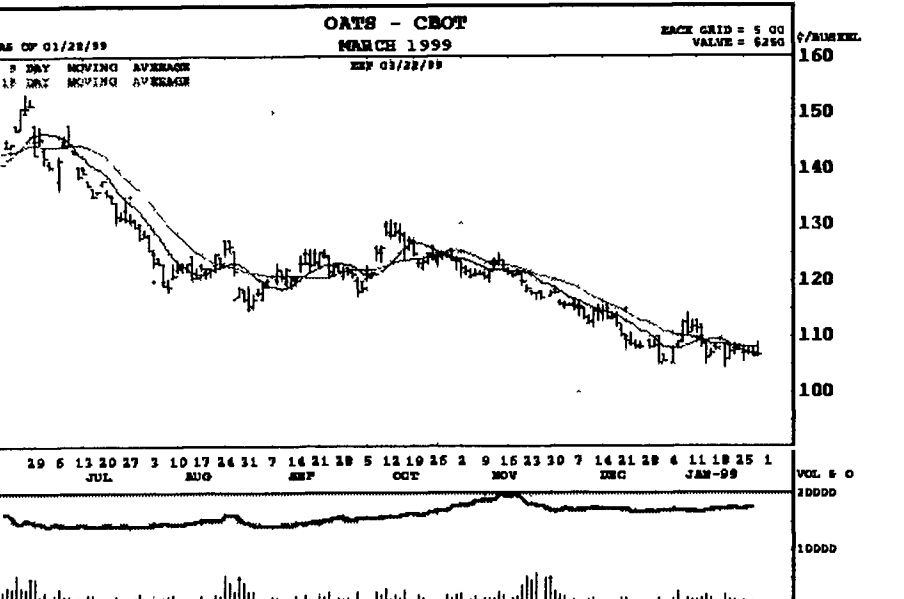
---Moving Average---			---Momentum---				
Day	09	18	40	Day	09	18	40
	5216	5335	5504		-234	-310	-926

---Stochastic---			---Directional Indicator---				
Day	09	14	20	Day	09	14	20
Sto	5 50	3 00	3 00	ADX	52 56	39 61	79 14
%k	7 64	5 80	5 56	-DI	37 68	35 40	33 18
%d	11 34	9 96	8 92	+DI	6 15	8 67	11 17

---Relative Strength---			---Historic Volatility---				
Day	09	14	20	Day	09	14	20
	19 87	24 55	28 61		11 04%	13 15%	13 79%



Volume and Open Interest | Stochastic | Relative Strength

Symbol	Open	High	Low	Last Chge
OH9 - 01/28/99	1062	1086	1062	1064 +2

---Moving Average---			---Momentum---				
Day	09	18	40	Day	09	18	40
	1066	1080	1100		-2	+10	-110

---Stochastic---			---Directional Indicator---				
Day	09	14	20	Day	09	14	20
Sto	50 00	27 27	23 08	ADX	31 67	29 05	26 63
%k	45 50	25 73	24 22	-DI	25 90	27 14	27 75
%d	40 48	26 84	25 89	+DI	17 27	17 22	17 18

---Relative Strength---			---Historic Volatility---				
Day	09	14	20	Day	09	14	20
	41 33	40 49	39 65		13 28%	18 20%	23 69%

## BFP Milk Futures: Settlement Prices as of 01/28/99 07:00 PM

MTH/STRIKE	OPEN	HIGH	LOW	LAST	SETT	PT CHGE	EST VOL	PRIOR SETT	DAY VOL	INT
DA BFP MILK FUTURES										
JAN99	15.69	15.70B	15.68	15.70B	15.70	+2	22	15.68	32	765
FEB99	11.67	11.89	11.64	11.82A	11.82	+17	53	11.65	117	752
MAR99	11.86	12.05	11.84	12.03	12.03	+15	52	11.88	44	600
APR99	12.00	12.20	12.00	12.08A	12.08	+8	25	12.00	12	593
MAY99	11.65	11.79	11.60	11.79	11.79	+12	19	11.67	19	390
JUN99	11.75	11.85	11.75	11.85B	11.85	+10	20	11.75	10	304
JLY99	12.21	12.25	12.21	12.25	12.25	+5	2	12.20	2	253
AUG99	12.57	12.57	12.55	12.56	12.56	+1	9	12.55	1	199
SEP99	12.85	12.86B	12.85	12.86B	12.86	+6	1	12.80	5	145
OCT99	13.08	13.10	13.08	13.10	13.10	+3	2	13.07	1	196
NOV99	12.90	12.93	12.90	12.93	12.93	+3	2	12.90	17	97
DEC99	----	12.51B	----	12.51B	12.51	+1		12.50	12	29
TOTAL							EST.VOL		VOL	OPEN INT.
TOTAL							207		253	4323