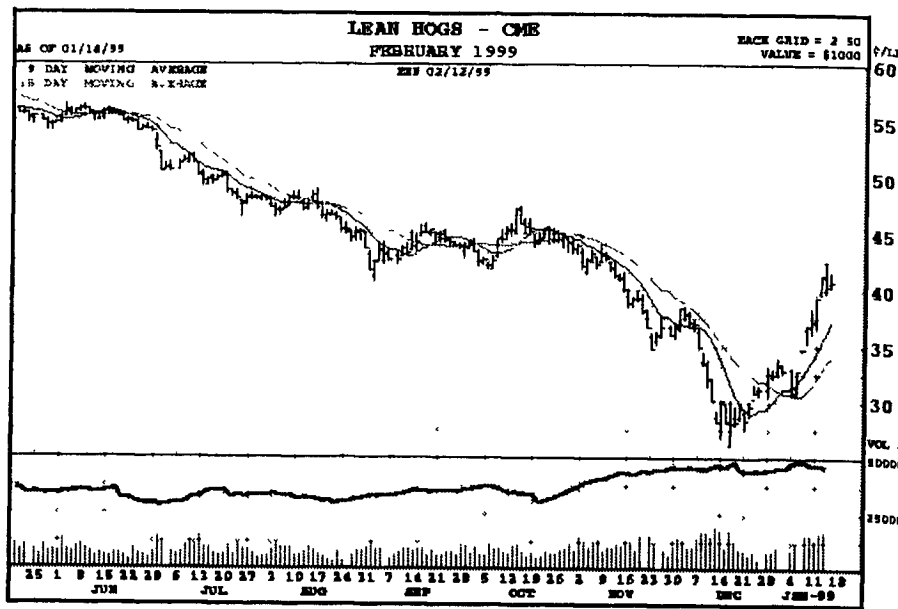
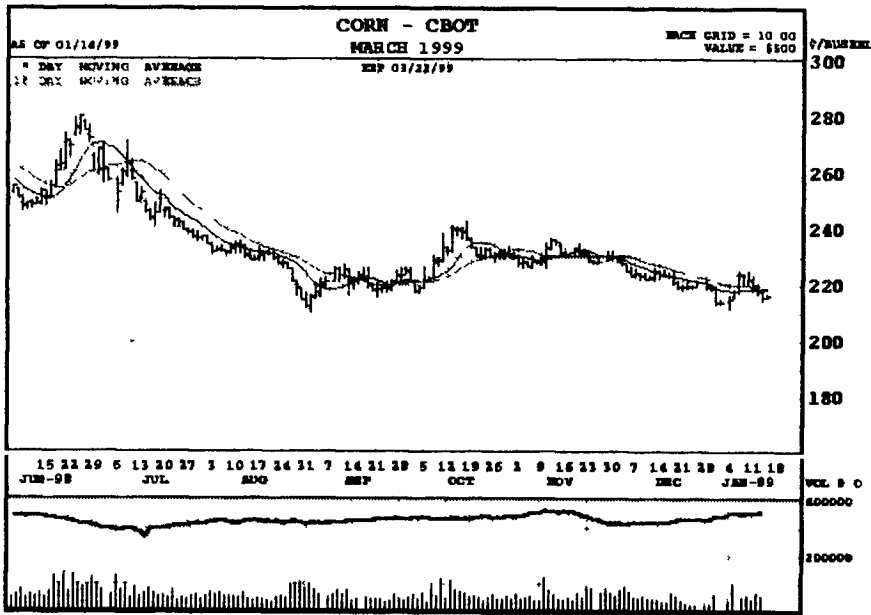


GRAIN, CATTLE, HOG, & MILK BFP FUTURES MARKETS

Markets Courtesy Of Chicago Board and Mercantile Exchange
(Closing bids: Thursday, January 14, 1999)



Symbol	Open	High	Low	Last Chge
LHG9 - 01/14/99	4050	4145	4015	4067 +52

---Moving Average---			---Momentum---				
Day	09	18	40	Day	09	18	40
	3703	3405	3420		+802	+1252	+197

---Stochastic---			---Directional Indicator---				
Day	09	14	20	Day	09	14	20
Sto	84.56	84.69	88.86	ADX	40.87	34.83	31.61
%k	88.06	88.45	89.78	-DI	11.08	16.95	21.00
%d	88.88	89.07	86.13	+DI	43.93	37.80	33.18

---Relative Strength---			---Historic Volatility---				
Day	09	14	20	Day	09	14	20
	73.67	67.01	61.55		65.25%	56.99%	54.58%

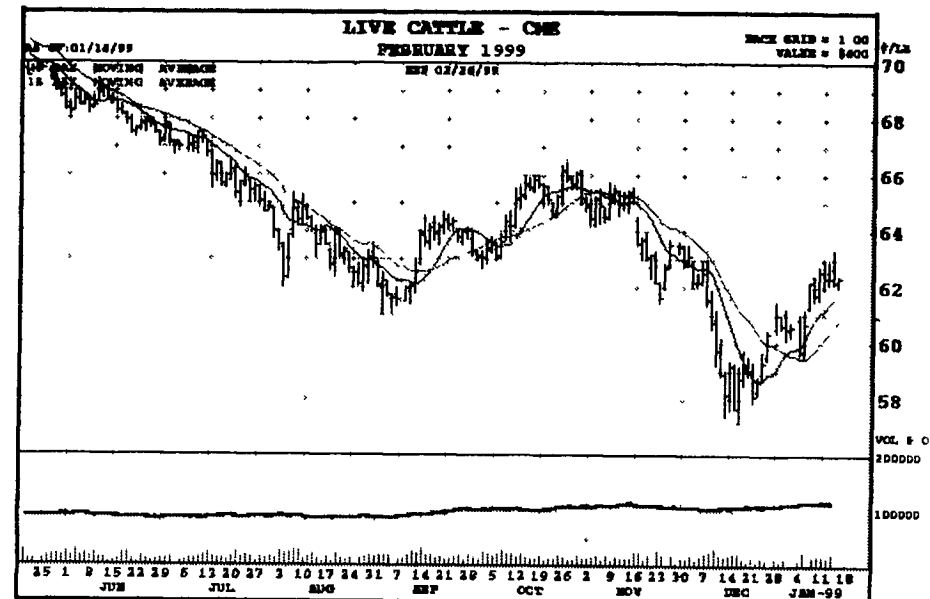
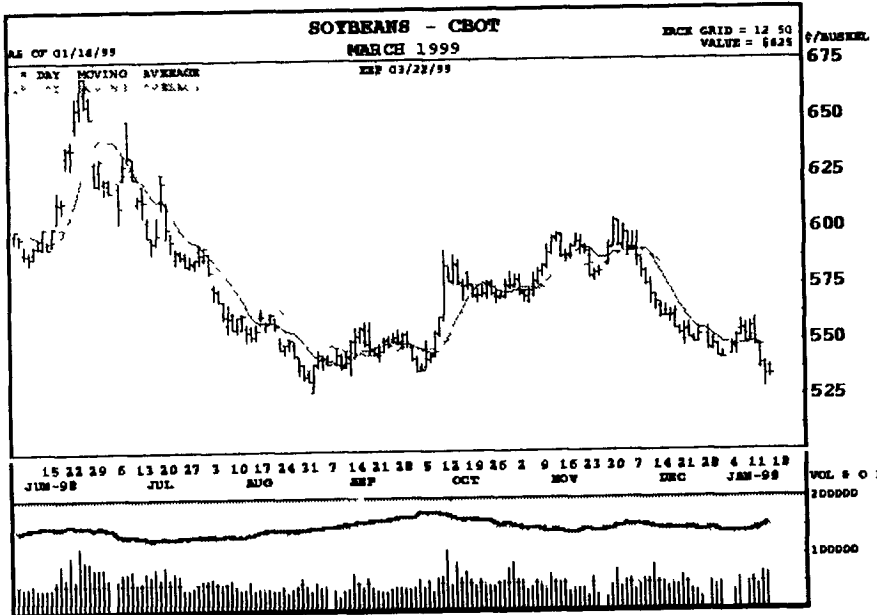
Volume and Open Interest | Stochastic | Relative Strength

Symbol	Open	High	Low	Last Chge
CH9 - 01/14/99	2150	2162	2150	2154 +2

---Moving Average---			---Momentum---				
Day	09	18	40	Day	09	18	40
	+183	2181	2225		+20	-52	-146

---Stochastic---			---Directional Indicator---				
Day	09	14	20	Day	09	14	20
Sto	30.77	30.77	29.63	ADX	22.34	15.80	11.64
%k	47.01	41.38	39.16	DI	25.45	24.53	23.74
%d	18.63	46.97	44.13	+DI	18.29	19.05	19.83

---Relative Strength---			---Historic Volatility---				
Day	09	14	20	Day	09	14	20
	39.80	40.41	41.02		22.04%	20.83%	17.91%



Symbol	Open	High	Low	Last Chge
LCG9 - 01/14/99	6220	6237	6195	6232 +17

---Moving Average---			---Momentum---				
Day	09	18	40	Day	09	18	40
	6175	6076	6107		+180	+335	-120

---Stochastic---			---Directional Indicator---				
Day	09	14	20	Day	09	14	20
Sto	74.55	75.06	84.07	ADX	28.47	21.38	18.91
%k	77.60	80.67	84.51	-DI	11.56	15.72	18.54
%d	79.51	82.56	81.72	+DI	23.44	22.09	21.00

---Relative Strength---			---Historic Volatility---				
Day	09	14	20	Day	09	14	20
	62.48	57.51	54.01		18.89%	17.35%	17.14%

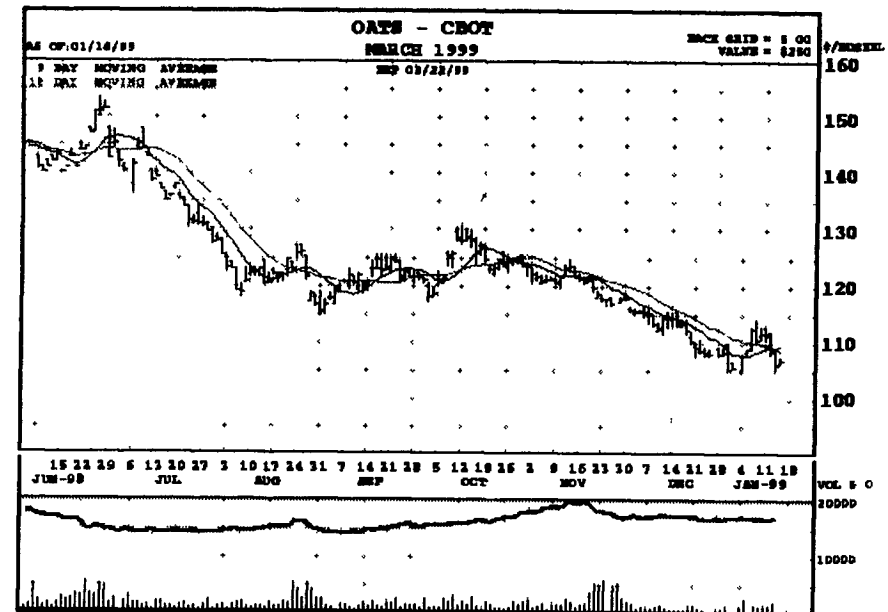
Volume and Open Interest | Stochastic | Relative Strength

Symbol	Open	High	Low	Last Chge
SH9 01/14/99	5336	5374	5322	5336 unch

---Moving Average---			---Momentum---				
Day	09	18	40	Day	09	18	40
	5453	5466	5654		-74	-210	-532

---Stochastic---			---Directional Indicator---				
Day	09	14	20	Day	09	14	20
Sto	18.70	18.70	16.30	ADX	32.89	27.53	21.55
%k	26.66	24.97	16.79	DI	32.76	30.67	28.97
%d	34.33	30.17	17.47	+DI	11.53	13.37	15.35

---Relative Strength---			---Historic Volatility---				
Day	09	14	20	Day	09	14	20
	30.36	32.91	35.62		16.50%	14.66%	12.83%



Volume and Open Interest | Stochastic | Relative Strength

Symbol	Open	High	Low	Last Chge
OH9 - 01/14/99	1062	1072	1062	1066 +6

---Moving Average---			---Momentum---				
Day	09	18	40	Day	09	18	40
	1092	1084	1125		+12	-52	-144

---Stochastic---			---Directional Indicator---				
Day	09	14	20	Day	09	14	20
Sto	19.44	19.44	19.44	ADX	33.26	29.87	26.25
%k	34.03	32.49	28.37	-DI	30.43	29.35	29.10
%d	44.97	40.84	34.84	+DI	18.07	18.07	17.84

---Relative Strength---			---Historic Volatility---				
Day	09	14	20	Day	09	14	20
	38.37	37.95	37.49		79.11%	26.27%	23.12%

BFP Milk Futures: Settlement Prices as of 01/14/99 07:00 PM

MTH/STRIKE	OPEN	HIGH	LOW	LAST	SETT	PT CHGE	EST VOL	PRIOR SETT	DAY VOL	INT		
DA BFP MILK FUTURES												
JAN99	16.02	16.04	15.80	15.86B	15.86	-17	26	16.03	16	787		
FEB99	13.79	13.80	13.26	13.30	13.30	-48	42	13.78	38	542		
MAR99	12.84	12.84	12.70	12.70	12.70	-10	16	12.80	6	397		
APR99	12.38	12.38	12.33	12.33	12.33	-7	2	12.40	3	430		
MAY99	11.95	11.95	11.95	11.95	11.95	-1	1	11.96	2	273		
JUN99	12.01	12.01	12.01	12.01	12.01	UNCH	1	12.01	3	219		
JLY99	---	12.38B	---	---	12.37	UNCH	6	12.37	6	198		
AUG99	12.67	12.67	12.67	12.67	12.67	+2	2	12.65	4	140		
SEP99	---	---	---	---	13.05	UNCH	2	13.05	2	120		
OCT99	13.30	13.30	13.30	13.30	13.30	UNCH	1	13.30	1	189		
NOV99	---	---	---	---	13.00	UNCH	5	13.00	5	54		
DEC99	---	---	---	---	12.54	UNCH	1	12.54	1	3		
TOTAL							EST. VOL	91				
TOTAL									VOL	86	OPEN INT.	3352

(Turn to Page A29)