

**FOR SALE**



**80 INTERNATIONAL S18**  
Detroit MT643 Diesel, Allison 4-Spd,  
Automatic, 62,000 Original Miles,  
Engine Runs Excellent -  
**\$3,950 \$3,500**



**88 FORD F350 DUALLY 4x4**  
12 ft Bed, 5-Spd, 7.3 Diesel,  
72,000 Miles, 11,000 GVW, Red  
**\$9,700 \$9,500**

**SCHAEFFERSTOWN AUTO & TRUCK SALES**  
Rt. 501, 1 1/2 miles South of Schaefferstown  
717-949-2812


**USED TRUCKS**



**96 GMC 2500 SLE**  
4x4 454 Vortec Eng. AT AC P Wds P Dtl Cruise Tilt  
AM/FM Cass CD Plyer P Seat 8600 GVW 373 Limited  
Slip Rear 3600 Miles Black Like New  
**\$20,500**



**96 GMC 2500 EXT. CAB 4x4 SLE**  
350 Vortec Eng. AT AC Loaded P Seat 8600 GVW 410  
1 limited Slip Rear One Owner 84,000 Miles Dk Green  
**\$17,900**



**96 GMC 2500 EXT CAB SLE**  
4x2 454 Vortec Eng. AT AC Loaded P Seat Cass CD  
8600 GVW 373 Limited Slip Rear One Owner 3600 Miles  
Black Like New  
**\$20,500**



**98 GMC SL 2500 4x4**  
350 Vortec Eng. 5 Spd AM/FM Sliding Rear Window  
8600 GVW 373 Rear PA One Owner 10,000 Miles  
Black  
**\$19,900**

**MARTIN'S AUTO SALES**  
1025 W. Main St. New Holland, PA 17557  
**(717) 656-6621**

**Super Rugged Commercial Grade**

**WHY CURTIS?**

**FEATURE 7 (OPTIONAL)  
GRILL MOUNTED REMOTE LIFT SWITCH**  
Allows operation of lift cylinder from front  
of truck to assist in plow installation

**FEATURE 1  
HIDE AWAY HYDRAULICS**

Our hydraulic cavity tucks away our  
power system. No belts and pulleys  
under the hood and no ugly box on  
the front of your truck. A 1/4" skid  
plate and gasketed top cover are also  
standard features. This system allows  
superior airflow to radiator and provides instant down  
pressure with added weight on the cutting edge

**FEATURE 4  
FORMED CROSS MEMBERS**

give an exclusive stability  
unseen in other plows

**EXTENDED PUSH FRAME (4')**  
Clearly the widest push frame on the market.  
ADVANTAGE superior distribution of force through  
the plow system and not the vehicle frame

**FEATURE 6  
PLATE STEEL A FRAME**

This laser cut frame system joins 3 main  
members for a raw strength unequalled  
by the competitor's angle iron frames

**FEATURE 3  
FOUR PIN PIVOT FRAME**

Spreads weight evenly across frame and  
adds support to lower section of plow

**FEATURE 5  
ATTACK ANGLE**

Our modern designed  
multiboard  
features an 18  
contact angle for a  
superior glide trip in  
most snow conditions

Compared to the rest...

Curtis Feature #	Description	Fisher	Meyer	Western	Bess	Sno way
1	Hide-away Hydraulics					
2	Extended Push Frame					
3	Four Pin Pivot Frame					
4	Formed Cross Members					
5	Attack Angle					
6	Plate Steel A Frame					
7	Grille Mounted Lift Switch Option					

**NO!**

This Plow Can Be Purchased @ the Following Locations:


**PRECISION CARS, INC.**  
19914 Leitersburg Pike  
Hagerstown, MD 21742  
(301) 739-6640

**GINDER'S GARAGE**  
2327 S. Market St.  
Elizabethtown, PA 17022  
(717) 367-8067

**DREXEL AUTO SUPPLY**  
333 Steinman Farm Rd.  
Pequea, PA 17565  
(717) 284-2916

**BRUCE WITTE, INC.**  
6417 Davis Rd.  
Mt. Airy, MD 21771  
(301) 829-0271

**ROCK SPRINGS HARDWARE**  
1320 Rock Springs Rd., Rising Sun, MD 21911  
(410) 658-5978 (800) 858-0288  
OPEN 7 DAYS A WEEK



**1989 Ford Maxi Van, Black,**  
Good Cond., 140,000 Mi.  
**\$3,500**  
**717-776-7725**



**1975 Chevy One-Ton Dually Pick-up**  
Completely rebuilt, new sheet metal  
heavy duty towing pkg  
**\$3,500 OBO**  
**814-237-1502**



**83 Eagle Wagon Ltd.**  
4 WD - 115,000 Miles



**83 GMC - 16 Passenger  
Mini Bus**  
V-8, Auto, Runs Good



**94 IH Model 4900**  
DT466 engine, 5 spd, single rear,  
air brakes, A/C, 32,900 GVW,  
double frame, 11x22.5 Budds,  
254" WB



**12' Reefer Body,**  
under body refrigeration unit,  
Uses 220 electric Has damage



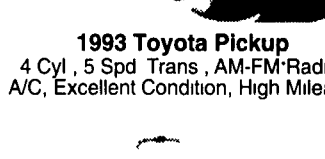
**1993 Toyota Pickup**  
4 Cyl, 5 Spd Trans, AM-FM Radio,  
A/C, Excellent Condition, High Mileage



**Aluminum Tanker/Trailers**  
7500 gal and up



**Michigan Loader Model L30**  
Quick Coupler, Comes With 1 Yard  
Bucket and 60" Forks, Runs Excellent



**3000 Sludge Tank**



**9-40' Steel Flatbed Trailers**  
with sliding tandems,  
all in good condition



**New flatbeds available**  
Sizes currently available are 12', 14', 20',  
22' and 24' Racks are also available



**1500 gallon Sludge Tank**

**4 I-Beams**  
49' Long, 28" High  
w/12-1/2" Web



**W7 Case Loader,**  
15.5x25 tires, runs good serial  
#9900486

**Forklifts For Sale**



**Clark Crane**  
14 Ton Capacity,  
4-53 Detroit, 60' boom,  
14 00x24 tires, runs good  
serial #720



**1947 Autocar C-50 Tractor**  
42,000 miles, 477 gas eng., 5 spd,  
air brakes, runs great, kept inside  
since new



**Hyster 2,000 lb capacity, 3 wheeler, propane**  
gas, solid tires, 92" Fork height, 48" forks  
**Towmotor 4,000 lb capacity, 2 stage mast,**  
108" Fork height, 42" forks, solid tires  
**Towmotor 2,000 lb capacity, 106" Fork**  
height, 42" forks, solid tires



**1948 International**  
KB Chassis, 50,000 miles, 269 gas  
engine, 2 spd trans., hydraulic  
brakes, excellent condition, been in  
storage over 30 years.



**1988 Volvo/White**  
3306 Cat engine, 740 Allison, 44'  
Rockwell rears, 11x22.5 tires,  
Galion trash body model FLSC35

**19' NEW Lumber  
Body**  
w/Ratchet Tie-Downs  
w/Dumping Hoist

**Wm. Cohen & Sons  
Thorndale, PA**

**(610) 269-1298 Call between 7 am - 4:30 pm**

**Hundreds of Used Truck Tires  
For Sale**  
Sizes from 16" to 24"

**1979 Crane Carrie  
Cement Mixer,**  
10 Yd. Rex Mixer,  
230 Cummins,  
8 Spd. Trans.,  
44,000 Lb. Rears  
Asking \$8,500

**Used Overhead Door For Sale**  
16'H x 14'W  
Asking \$550

**Aluminum Loading Ramps**  
9'x10', also some other  
sizes available

**Yale Electric Hoists**  
1/2 ton cap., 440 volt,  
single and three phase.  
Asking \$350/ea.

**Pedestal Grinder**  
Baldor 2 Hp., 3 phase,  
220 amps

**Toledo Scale**  
1,000 lb. Capacity

**Oil Heaters**  
250,000 BTU'

**Used Van Trailers - For Sale or Rent**