



LAND PRIDE




The Land Pride Family...Quality From The Ground Up.



Powered Rakes

- 72" and 96" models available
- 20 degree left or right angling capabilities
- Optional Danish Tine Kit with staggered rows
- Heavy-duty gauge wheels with sealant
- Heat treated material control blade
- Ideal for clearing rocks, debris and even beaches



Grooming Mowers


Rear Discharge and Side Discharge

- Rear discharge in 48", 60", 72", and 90" widths
- Side discharge available in 48", 60" and 72" widths
- Four wheels with front roller option
- Floating hitch and swiveling top link for superior contour following capabilities



Rear Blades

- 17 models in 6 series - from 48" to 120" widths
- 20 HP to 150 HP
- Heavy-duty rolled moldboard
- All models feature adjustable angle; some have tilt and offset capabilities
- Heavy-duty A-frames



Landscape Rakes


- 20-60 HP with 5 widths available
- High carbon, spring steel teeth
- Heavy-duty A-frames
- Optional flip-down grader blade
- Gauge wheels and hydraulic angling are available



50 Series


10' Offset Rotary Cutters

- 5 year gearbox warranty
- Available in 540 or 1000 RPM
- Single wing design with counterweight box on left side
- Rugged structure, heavy-duty stump jumper
- 1/4" side panels ensure strength and durability
- 80 degree turning angle with Constant Velocity U-Joint




Primary Seeder

- Large capacity six bushel seed hopper with paddle style agitator
- 10 non-corrosive, fluted seed cups
- Full width seeding pattern
- Track removers
- Narrow side panel construction for close seeding



Broadcast Spreaders

- 3 hopper sizes available: 350, 563, and 673 lbs.
- One piece, seamless construction allows material to fall freely as hopper empties
- Material can be delivered completely to the left or right or in a full width pattern
- Application rate is from 44 lbs. to 890 lbs. per acre
- 50 ft. spreading width
- Ideal for landscaping, nurseries, hobby farms, sod farms and municipal applications



25 & 35 Series Rotary Tillers

- 35 series: 68" and 76" widths available
- 25 series: 48", 55", 62" and 70"
- Heavy-duty box frame
- Adjustable hitch clevises
- Drive chain enclosed in oil bath
- 19" rotor diameter
- Ideal for large tilling projects

Pennsylvania

Betts Equipment
3139 Windy Bush Road, Rt. 232
New Hope, PA 18938
215-598-7501

**Detlan
Equipment, Inc.**
141 East Main St.
Silverdale, PA 18962
215-257-5177

**Eckroth
Equipment Co.**
4910 Kernsville Rd.
Orefield, PA 18069
610-366-2095

M.S. Yearsly & Sons
West Chester, PA
610-696-2990

Hooper, Inc.
Main Street
Intercourse, PA 17534
717-768-8231

Thomas L. Dunlap
Rt. 220, Main St. Exit
Jersey Shore, PA 17740
717-398-1391

Hines Equipment
RT. 220, Belwood, PA
814-742-8171

**Pikeville Equipment
Inc.**
RD 2, Oysterdale Road
Oley, PA 19547
610-927-6277

Hooper, Inc.
East Main Street
McAlisterville, PA 17049
717-463-2191

**Eckroth Bros
Farm Equipment**
Rd 2, Box 24A
New Ringold, PA 17960
717-943-2131

Keller Brothers
R7 Box 405
Lebanon, PA 17042
717-949-6501

**Stoltzfus Farm
Service**
Cochranville, PA
610-593-2407

**Deerfield Ag & Turf
Center, Inc.**
RR 2 Box 212
Watsonstown, PA 17777
717-538-3557

1950 Fruitville Pike
Lancaster, PA 17601
717-569-2500

Stouffer Bros Inc.
1066 Lincoln Way West
Chambersburg, PA 17201
717-263-8424

New Jersey

Rodio Tractor Sales
North White Horse Pike
Hammonton, N.J. 08037
609-561-0141

**Frank Rymon &
Sons, Inc.**
RD 3, Box 355
Washington, N.J. 07882
908-689-1464

Warren County Service Center
228 Route 94
Blairtown, N.J.
908-362-6916