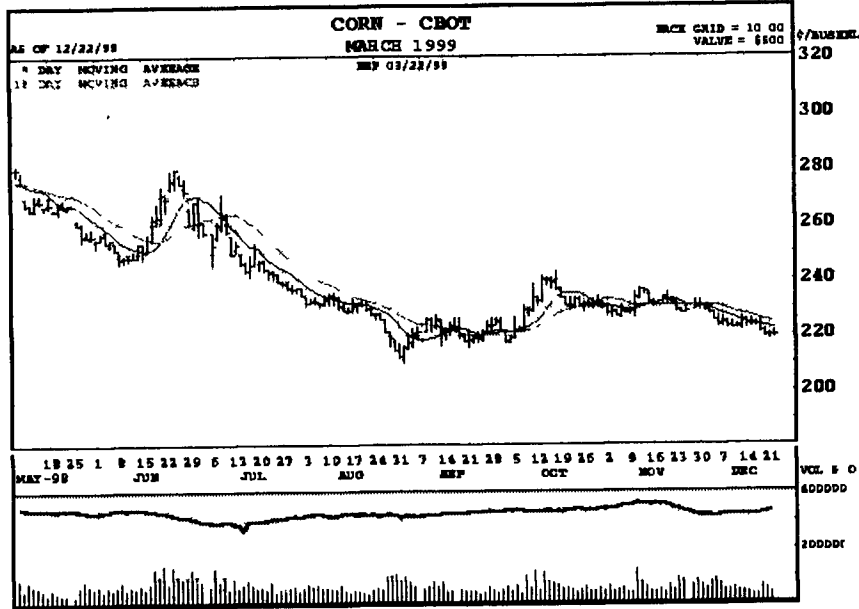


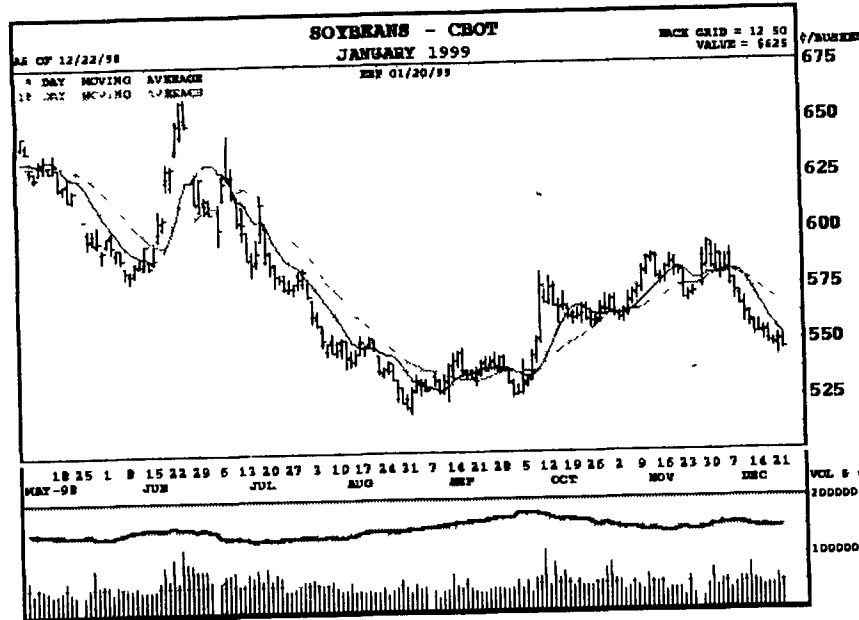
# GRAIN, CATTLE, HOG, & MILK BFP FUTURES MARKETS

Markets Courtesy Of Chicago Board and Mercantile Exchange  
(Closing bids: Tuesday, December 22, 1998)



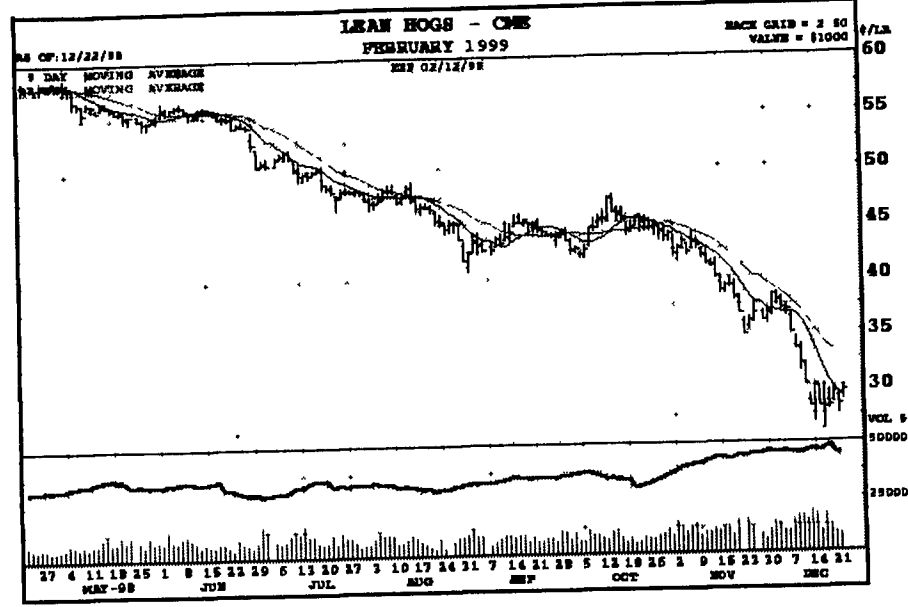
Volume and Open Interest | Stochastic | Relative Strength

Symbol	Open	High	Low	Last Chge
CH9 - 12/22/98	2190	2204	2184	2190 unch
--- Moving Average ---				
Day	09	18	40	
	2215	2235	2272	
--- Stochastic ---				
Day	09	14	20	
Sto	13 33	10 53	7 14	
%k	14 75	9 78	7 46	
%d	16 91	10 80	8 74	
--- Directional Indicator ---				
Day	09	14	20	
ADX	22 22	15 07	12 75	
-DI	24 58	23 32	22 33	
+DI	13 68	16 23	18 72	
--- Relative Strength ---				
Day	09	14	20	
	24 87	31 38	36 35	
--- Historic Volatility ---				
Day	09	14	20	
	8 82%	8 97%	8 50%	

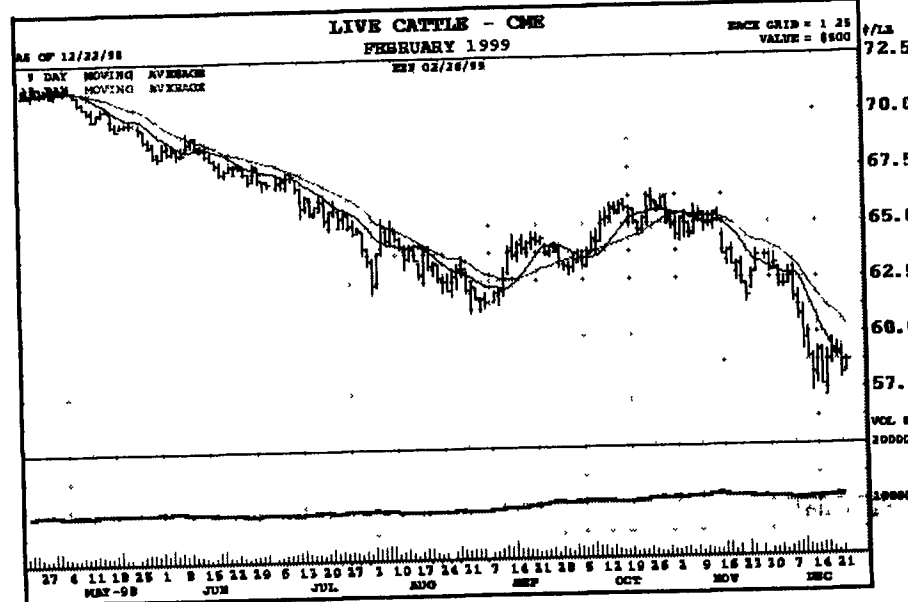


Volume and Open Interest | Stochastic | Relative Strength

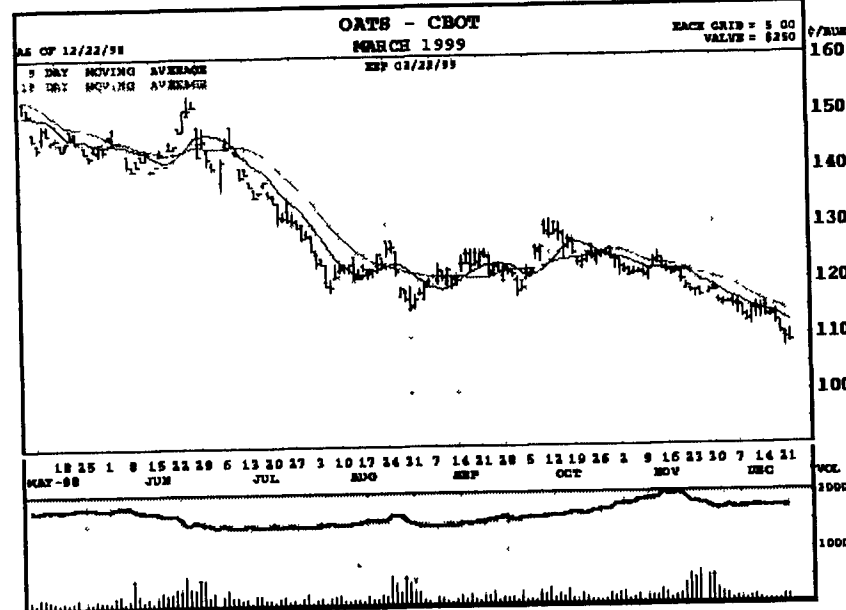
Symbol	Open	High	Low	Last Chge
SP9 12/22/98	5490	5524	5446	5452 40
--- Moving Average ---				
Day	09	18	40	
	5520	5660	5696	
--- Stochastic ---				
Day	09	14	20	
Sto	8 82	4 81	4 41	
%k	10 46	6 74	6 50	
%d	10 56	8 44	8 53	
--- Directional Indicator ---				
Day	09	14	20	
ADX	43 80	28 81	22 34	
DI	28 50	26 86	25 05	
+DI	7 94	12 30	15 86	
--- Relative Strength ---				
Day	09	14	20	
	25 55	32 86	38 19	
--- Historic Volatility ---				
Day	09	14	20	
	7 44%	7 70%	15 34%	



Symbol	Open	High	Low	Last Chge
LHG9 - 12/22/98	2925	2995	2870	2952 +125
--- Moving Average ---				
Day	09	18	40	
	2884	3234	3691	
--- Momentum ---				
Day	09	18	40	
	-256	-708	-1488	
--- Directional Indicator ---				
Day	09	14	20	
Sto	57 69	28 99	27 98	
%k	36 48	22 00	21 16	
%d	26 45	18 41	17 10	
--- Stochastic ---				
Day	09	14	20	
ADX	64 45	51 67	41 73	
-DI	37 48	39 03	38 80	
+DI	8 50	9 07	10 08	
--- Relative Strength ---				
Day	09	14	20	
	38 97	35 72	34 70	
--- Historic Volatility ---				
Day	09	14	20	
	80 11%	68 73%	64 98%	



Symbol	Open	High	Low	Last Chge
LCG9 - 12/22/98	5825	5877	5815	5865 +55
--- Moving Average ---				
Day	09	18	40	
	5857	6028	6250	
--- Momentum ---				
Day	09	18	40	
	-105	-480	-727	
--- Directional Indicator ---				
Day	09	14	20	
Sto	50 00	25 86	23 08	
%k	34 45	22 58	20 78	
%d	27 43	20 63	19 03	
--- Stochastic ---				
Day	09	14	20	
ADX	49 67	38 58	29 03	
-DI	30 87	31 48	31 00	
+DI	8 47	9 85	11 27	
--- Relative Strength ---				
Day	09	14	20	
	38 47	37 13	37 47	
--- Historic Volatility ---				
Day	09	14	20	
	23 18%	20 93%	20 59%	



Volume and Open Interest | Stochastic | Relative Strength

Symbol	Open	High	Low	Last Chge
OH9 - 12/22/98	1084	1102	1082	1084 -4
--- Moving Average ---				
Day	09	18	40	
	1121	1135	1176	
--- Momentum ---				
Day	09	18	40	
	-36	-82	-156	
--- Directional Indicator ---				
Day	09	14	20	
Sto	9 38	8 57	6 82	
%k	15 51	12 39	9 18	
%d	21 38	15 94	11 20	
--- Stochastic ---				
Day	09	14	20	
ADX	41 01	34 90	27 69	
-DI	33 68	32 62	31 83	
+DI	11 09	12 12	13 51	
--- Relative Strength ---				
Day	09	14	20	
	14 26	19 58	24 95	
--- Historic Volatility ---				
Day	09	14	20	
	15 09%	13 42%	12 64%	

## BFP Milk Futures:

Settlement Prices as of 12/22/98 07:00 PM

MTH/STRIKE	OPEN	HIGH	LOW	LAST	SETT	PT CHGE	EST VOL	PRIOR SETT	DAY VOL	INT
DA BFP MILK FUTURES										
DEC98	17.17	17.18	17.17	17.18	17.18	UNCH	14	17.18	11	980
JAN99	15.80	15.80	15.70	15.77	15.77	-3	41	15.80	71	679
FEB99	13.50	13.55	13.45	13.47	13.47	-5	9	13.52	31	422
MAR99	12.69	12.70	12.68	12.68	12.68	-6	10	12.74	11	361
APR99	12.34	12.34	12.28	12.28	12.28	-7	12	12.35	13	297
MAY99	11:95	11.95	11.91	11.91	11.91	-4	5	11.95	7	228
JUN99	12.03	12.04	12.03	12.04	12.04	+2	9	12.02	7	199
JLY99	12.40	12.40	12.40	12.40	12.40	+2	7	12.38	16	143
AUG99					12.75	UNCH		12.75	7	118
SEP99	13.12	13.12	13.12	13.12	13.12	-1	1	13.13	5	90
OCT99	13.44	13.44	13.44	13.44	13.44	+4	2	13.40	30	158
NOV99					13.10	UNCH		13.10	4	34
TOTAL							EST VOL		VOL	OPEN INT

(Turn to Page A19)