


Portable Generators

POW'R GARD™ Makita 

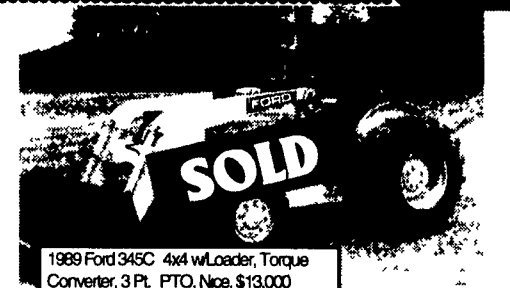
- Brushless Generators
- Extended Run Time
- Low Maintenance
- Long Life
- 2 Yr Warranty
- Gasoline and Diesel Models Available
- Optional Wheel Kits
- Recoil or Optional Key Start

- Special Prices On These Models**
- 5 KW Gasoline Pow'r Gard, 9 HP **\$1,295**
 - 9 KW Pow'r Gard, 16 HP **\$210**
 - (2) 3300W Diesel, 12V Starter **\$1,395**
 - 2800 Robin **\$995**
 - 4100 Robin **\$1,499**
 - 6100 Robin **\$1,699**

22 Years Professional Service
717-738-4215

WES STAUFFER
ENGINES & EQUIPMENT

717-738-4215
 Mon. & Wed. 8-5:30
 Tues., Thur., Fri. 8-8 Sat. 8-3
 23 Pleasant Valley Rd
 East of Ephrata off Rt 322



- 1989 Ford 345C 4x4 w/Loader, Torque Converter, 3 Pt. PTO, Nice, \$13,000
- Ford 445 w/Loader 3 Pt. Pto, Power Steering, nice
 - Ford 445A w/Loader, Torque Converter, 3 pt. No PTO, 1,400 Hrs., Excellent \$9,500
 - Ford 340 w/Loader, 1600 hrs., 3 pt. PTO, Excellent \$10,500
 - JD 1050 4x4 w/Loader P/S, 1400 Hrs, Excellent \$13,000
 - JD 1050 2WD, P/S, 800 Hrs. Like New \$8,500

Call Scott
(908) 782-7658

- MASSEY-FERGUSON**
 Where farmers ideas take root
- MF 184-4 Tractor
 - MF 25 ~~SOLD~~ent, 900 hrs
 - Ford 545A tractor loader, 300 hours
 - MF 10 baler
 - NH 850 round baler
 - Gehl CB 400 Harvester w/ 2 heads
 - NH 790 Forage Harvester w/Heads
 - NH L785 Skid Steer
 - NH L565 Skid Steer, 600 Hrs.
 - JD 613 Rotary Cutter

Coming In:
 IH 666 ~~SOLD~~
 NH 851 Round Baler

NEW HOLLAND SCHREFFLER EQUIPMENT
 Pitman, PA
 717-648-1120
 717-648-1811

LADDER TRACTOR CHAINS

MADE IN USA

TIRE SIZE	PRICED/PAIR
11.2-24,9.5-28	129.23
11.2-28,9.5-32	147.60
12.4-28	178.28
13.6-16	134.10
13.6-28,14.9-24	187.35
14.9-26,14.9-28	198.86
16.9-24,17.35/24	209.10
16.9-28,14.9-30	211.28
16.9-30	232.80
16.9-34,15.5-38	248.63
21.5-16	269.93
18.4-24,19.5-24	290.03
18.4-34	353.48
18.4-38	375.68
20.8-38	461.63
23.1-34,24.5-32	490.13
18.4-42,14.9-46	474.60

SOUTH FORK HARDWARE SOUTH FORK, PA 18986
800-417-1314
www.tirechain.com


DUO-GRIP TRACTOR CHAINS

MADE IN USA

TIRE SIZE	PRICED/PAIR
9.5-24,9.5-28	187.35
11.2-28,355/80-20	216.68
11.2-32,12.4-28	225.45
13.6-24,13.6-26, 14.9-24	237.45
14.9-26	265.28
14.9-28,14.9-30	297.00
14.9-38,15.5-38	355.13
16.9-24	278.33
16.9-26, 16.9-28	258.83
16.9-30,16.9-32	317.55
17.5L-24	234.75
18.4-24,19.5/24	315.38
16.9-34	344.85
16.9-38,18.4-38	386.33
18.4-34	387.60
20.8-38,20.8-42	506.74

GEHL

SKID LOADERS



- Roll-back ROPS for quick and easy component access and serviceability
- Second operator restraint
- Choose exclusive LOAD TRACK T-bar hand controls or hand/foot controls.
- Wide variety of attachments available
- High capacity hydraulics power more attachments
- Quick change attachment system

Models available with SAE operating capacities from 750 lbs. to 2300 lbs.

Hydraloc™ drive lock system*
 *Standard on certain models

- 3310** 20 hp gas 750 lb SAE operating capacity-3130lbs operating weight
- 3410** 23 hp diesel 900 lb SAE operating capacity-3370 lbs operating weight
- 3725** 35 hp gas 950 lb SAE operating capacity-3700 lbs operating weight
- 3825** 28 hp diesel 1000 lb SAE operating capacity-3945 lbs operating weight
- 4625** 43 hp diesel 1,350 lb SAE operating capacity-5530 lbs operating weight
- 5635** 60 hp diesel 1,800 lb SAE operating capacity-6960 lbs operating weight
- 6635** 80 hp diesel 2,300 LB SAE operating capacity-7365 lbs operating weight

Dig Large Rocks with your tractor and this Dagleman Rock Digger \$40/Day

Also earth moving pan.

Lebanon Co. 717/272-0041

Used NH Hay & Forage Parts

Dismantling the following equipment:

Balers
 S67, 315, 283, 66, 68, 268, 269, 270, 276, 310, 320

Thrower
 54, 70, 75

Haybines
 469, 479, 488, 489, 499, 1495, 411 Discbine

463 Disc Mower

Forage
 1895 harvester, 718, 770, 880, 890 N3, 1880, 1890 Harvester, heads, 880R2, 717N2, 890A, 890W, 822, #8 Crop Camer

12' Direct Cut Head

We Purchase NH Hay & Forage Eq. For Salvage!!

1890/1895 Reconditioned Transmissions in stock, out right & exchange

AG Industrial Inc.
 Rising Sun, MD
 1-800-442-5043
 Ask for Terry or Larry in Service

FREEDOM FINANCING
 9.9% for 48 months
 With Full Cash Rebates

Stretch your equipment purchase dollars with Gehl Finance. Talk to your participating Gehl dealer about our current programs.

Waiver of Finance on new Gehl Equipment until **Dec. 1, 1999**
 Then 9.9% APR for up to 36 months

- OR - CASH REBATES - OR -

0% for 12 months - OR - 2.9% for 24 months - OR - 4.9% for 36 months - OR - 6.9% for 48 months

*Certain restrictions may apply. See your participating Gehl dealer for complete details. Gehl Company reserves the right to interpret, modify or cancel these programs at any time without prior notice.

Available From Your Local Participating Gehl Dealer

- | | | | | |
|---|--|--|--|--|
| WERTZ FARM & POWER EQUIP.
PA Route 516
Glen Rock, PA | D.W. OGG EQUIPMENT CO.
5149 Cap Stine Rd.
Frederick, MD
961 Leisters Church Rd.
Westminster, MD | HINES EQUIPMENT
PO Box 5, Rt. 22
Cresson, PA
RR 03, Box 550, Altoona
(Bellwood) | LEHIGH AG EQ. INC.
6670 Ruppssville Rd.
Allentown, PA 18106 | PEOPLE'S SALES & SERVICE, INC.
Route 35
Oakland Mills, PA |
| A.L. HERR & BRO.
312 Park Ave.
Quarryville, PA | ECKROTH BROS. FARM EQUIPMENT
RR 02, Box 24A
New Ringgold, PA | ICKES FARM SUPPLY
Rt. 1 Hwy. 869 West
Osterburg, PA | LINCOLN SUPPLY CO.
Rt. #2, Box 217A
Somerset, PA | STOUFFER BROS. INC.
1066 Lincoln Way West
Chambersburg, PA |
| BINKLEY & HURST BROS.
133 Rothsville Station Rd.
Littitz, PA | GUTSHALLS, INC.
RD 2 Rte. 850W
Loysville, PA
and 1201 Spring Rd.
Carlisle, PA | LEBANON VALLEY IMPLEMENT CO., INC.
700 E. Linden St.
Richland, PA | MILLER EQUIPMENT CO.
RR 01 Stauffer Rd.
Bechtelsville, PA | TOM DUNLAP
Rt. 220-Main St.
Jersey Shore, PA |
| | | | MILLER LAKE
RR 02, Box 273A
Belleville, PA | UMBERGER'S OF FONTANA
RR 04 (Fontana)
Lebanon, PA |

HONDA ENGINES



Keeping it going smoothly and quietly

DECEMBER SPECIALS

5 HP GX160 Light Duty Recoil	\$195
2.5 HP G100 Recoil	\$235
4 HP GX120 Recoil	\$280
5.5 HP GX160 Recoil	\$295
6.5 HP GX200 Recoil	\$345
9 HP GX270 Recoil	\$465
11 HP GX340 Recoil	\$545
13 HP GX390 Recoil	\$565
18 HP GX610 Recoil Tank Muffler	\$1135
20 HP GX620 Elec. Start Tank or Fuel Pump	\$1295
5.5 HP GX160 Elec. Start	\$416
9 HP GX270 Elec. Start	\$605
11 HP GX340 Elec. Start	\$660
13 HP GX390 Elec. Start	\$680

Add For Shipping on Motors:
 2.5 hp to 9 hp - \$10.00
 11 hp to 13 hp - \$25.00
 18 hp to 20 hp - \$45.00
 Send Check With Order

6 To 1 Clutch Reduction 540 RPM \$895

All Units Have Oil Alerts Except 2.5 & 5.0 HP

Blue Mt. Small Engine Service
 1490 Three Sq. Hollow Rd.
 Newburg, PA 17240
 717-423-5358