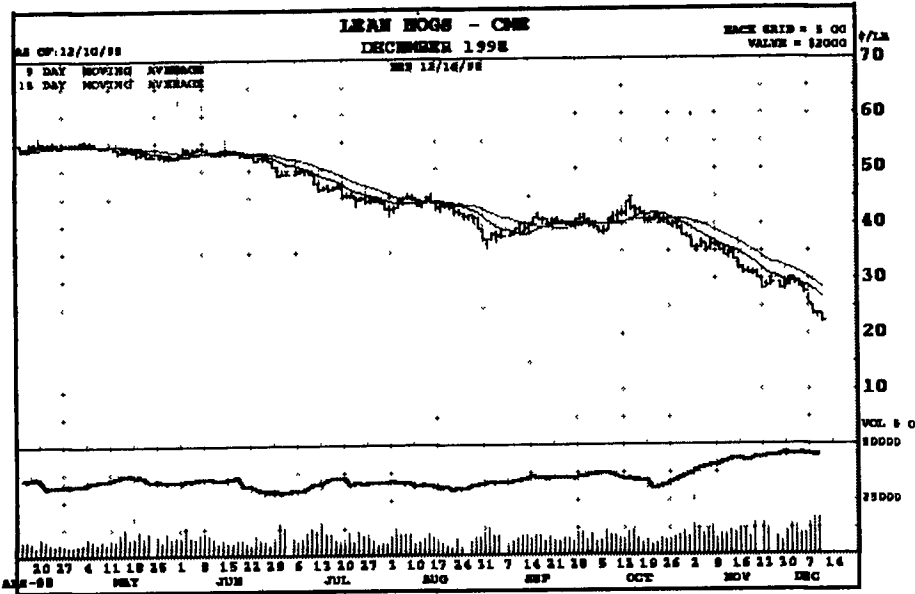
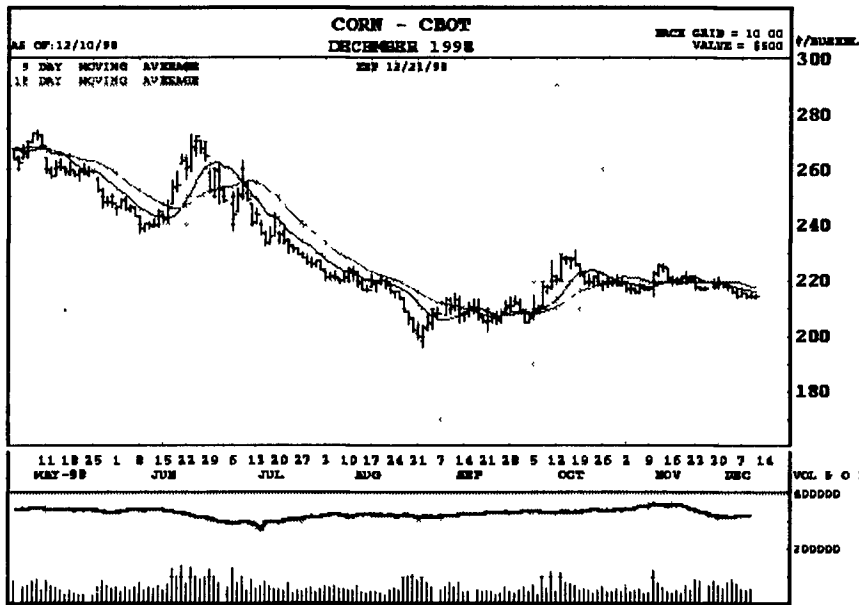


GRAIN, CATTLE, HOG, & MILK BFP

FUTURES MARKETS

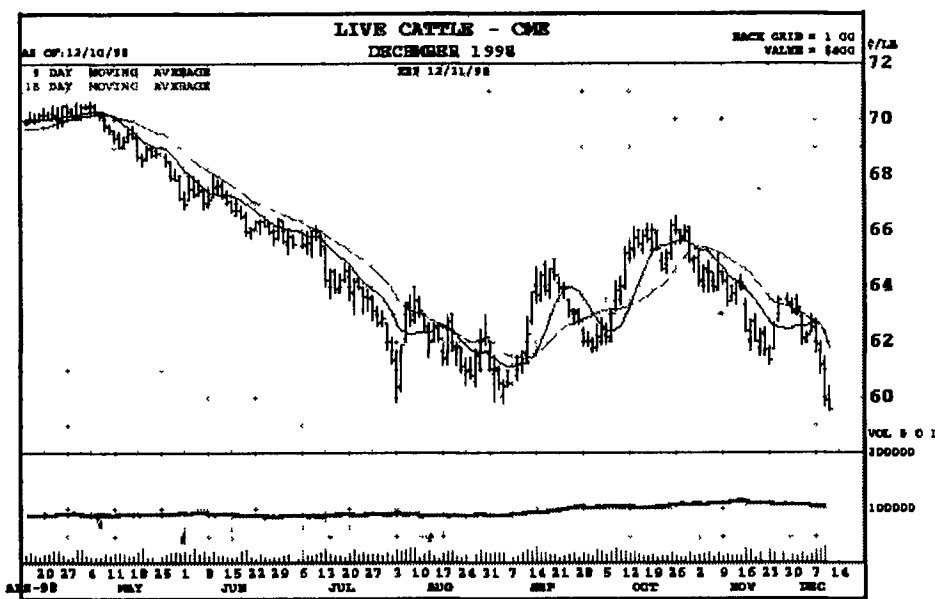
Markets Courtesy Of Chicago Board and Mercantile Exchange
(Closing bids: Thursday, December 10, 1998)



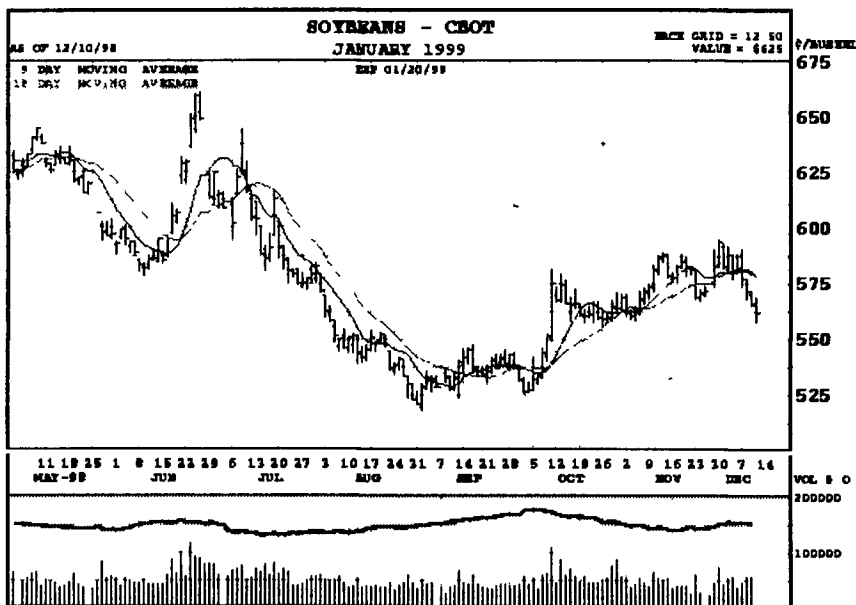
Symbol	Open	High	Low	Last	Chge
LHZ8 - 12/10/98	2310	2310	2190	2197	-141
-----Moving Average-----					
Day	09	18	40	Day	09
	2635	2804	3338		18
					40
					-598
					-1123
					-2058
-----Stochastic-----					
Day	09	14	20	Day	09
Sto	88	78	55	ADX	60
%k	6	58	4	-DI	56
%d	10	73	5	+DI	6
					34
					8
					58
					10
					55
-----Relative Strength-----					
Day	09	14	20	Day	09
	13	98	17		14
		45	20		20
		56	20		63
					35%
					60
					14%
					52
					71%

Volume and Open Interest Stochastic Relative Strength

Symbol	Open	High	Low	Last	Chge
CZ8 - 12/10/98	2136	2146	2134	2140	+1
-----Moving Average-----					
Day	09	18	40	Day	09
	2155	2171	2186		18
					40
					-34
					64
					140
-----Stochastic-----					
Day	09	14	20	Day	09
Sto	6	90	6	ADX	17
%k	8	75	7	-DI	20
%d	11	65	11	+DI	14
					36
					18
					70
					21
					37
-----Relative Strength-----					
Day	09	14	20	Day	09
	35	07	40		14
		07	43		20
		44	43		8
					00%
					8
					22%
					10
					02%

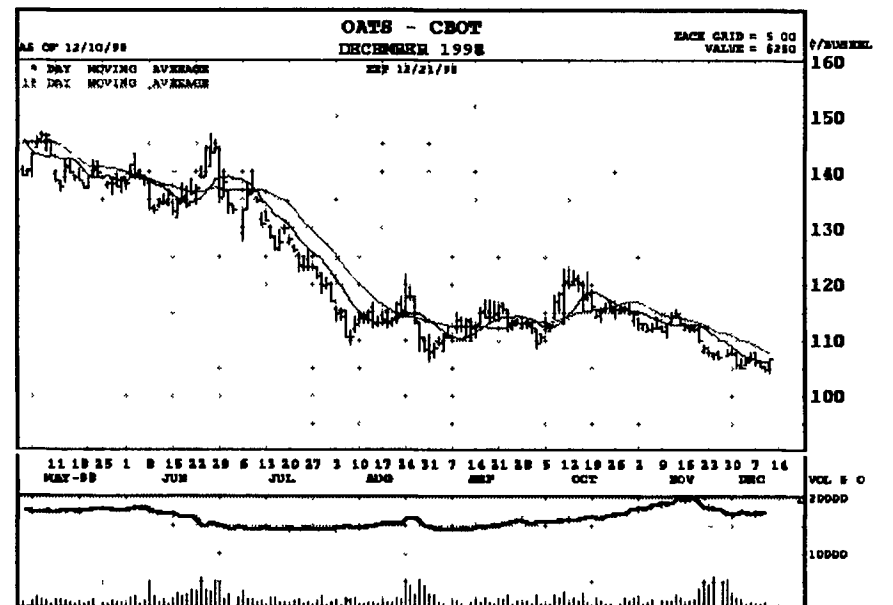


Symbol	Open	High	Low	Last	Chge
LCZ8 - 12/10/98	6005	6035	5945	5955	-33
-----Moving Average-----					
Day	09	18	40	Day	09
	6171	6206	6360		18
					40
					-380
					-432
					-595
-----Stochastic-----					
Day	09	14	20	Day	09
Sto	2	38	2	ADX	26
%k	15	45	15	-DI	41
%d	28	90	27	+DI	13
					91
					16
					08
					17
					51
-----Relative Strength-----					
Day	09	14	20	Day	09
	23	80	29		14
		78	34		20
		12	34		13
					55%
					17
					25%
					17
					22%



Volume and Open Interest Stochastic Relative Strength

Symbol	Open	High	Low	Last	Chge
SF9 - 12/10/98	5650	5684	5570	5616	-37
-----Moving Average-----					
Day	09	18	40	Day	09
	5777	5776	5720		18
					40
					-204
					-160
					-40
-----Stochastic-----					
Day	09	14	20	Day	09
Sto	12	84	12	ADX	26
%k	21	65	22	-DI	31
%d	35	14	36	+DI	13
					67
					18
					11
					20
					98
-----Relative Strength-----					
Day	09	14	20	Day	09
	34	18	40		14
		99	45		20
		04	45		17
					81%
					19
					00%
					17
					44%



BFP Milk Futures:

Settlement Prices as of 12/10/98 07:00 PM

MTH/ STRIKE	OPEN	HIGH	LOW	LAST	SETT	PT CHGE	EST VOL	PRIOR SETT	DAY VOL	INT
DA BFP MILK FUTURES										
DEC98	17.39	17.40	17.30	17.30	17.30	-10	28	17.40	20	926
JAN99	16.39	16.45	16.20	16.43	16.43	+10	47	16.33	32	511
FEB99	14.69	14.77	14.61A	14.62	14.62	+2	30	14.60	42	368
MAR99	13.55	13.55	13.40	13.40	13.40	-12	4	13.52	22	346
APR99	12.70	12.70	12.64A	12.64A	12.64	-7	3	12.71	6	222
MAY99	12.19	12.19	12.18	12.18	12.18	-2	7	12.20	3	187
JUN99	12.12	12.12	12.10	12.12	12.12	UNCH	13	12.12	2	160
JLY99	12.44	12.44	12.40	12.43B	12.43	UNCH	7	12.43	1	92
AUG99	12.67	12.70	12.67	12.69B	12.69	+2	6	12.67	3	79
SEP99	13.25	13.25	13.21	13.21	13.21	+1	3	13.20	2	61
OCT99	13.51	13.51	13.50	13.50	13.50	UNCH	3	13.50	23	76
NOV99	13.05	13.05	13.00	13.05	13.05	-4	3	13.09	4	6
TOTAL							EST.VOL			
TOTAL							154			

Volume and Open Interest Stochastic Relative Strength

Symbol	Open	High	Low	Last	Chge
OZ8 - 12/10/98	1054	1064	1040	1064	+17
-----Moving Average-----					
Day	09	18	40	Day	09
	1057	1074	1112		18
					40
					-6
					-64
					-134
-----Stochastic-----					
Day	09	14	20	Day	09
Sto	55	56	50	ADX	35
%k	30	66	22	-DI	29
%d	23	53	14	+DI	18
					70
					17
					98
					18
					21
-----Relative Strength-----					
Day	09	14	20	Day	09
	43	80	40		14
		12	39		20
		81	39		15
					90%
					14
					13%
					13
					73%