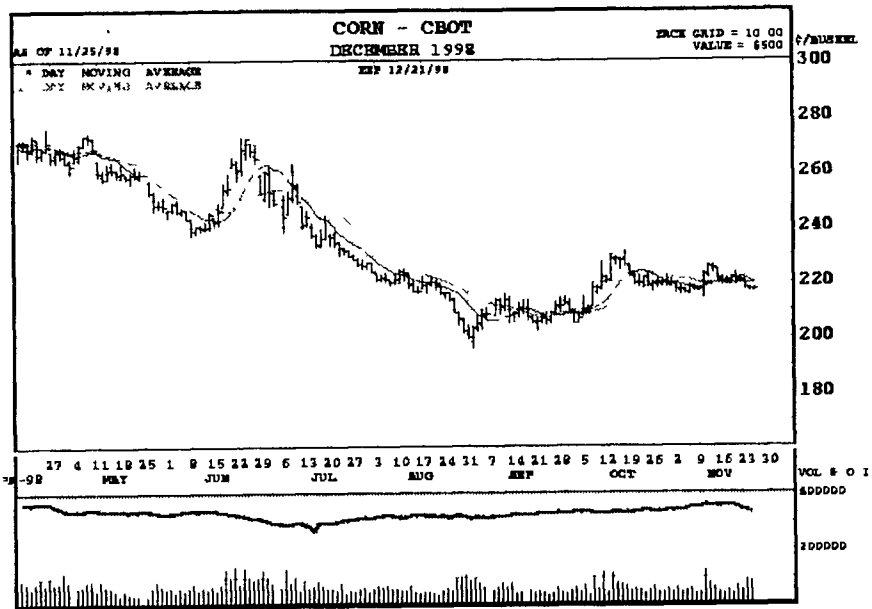


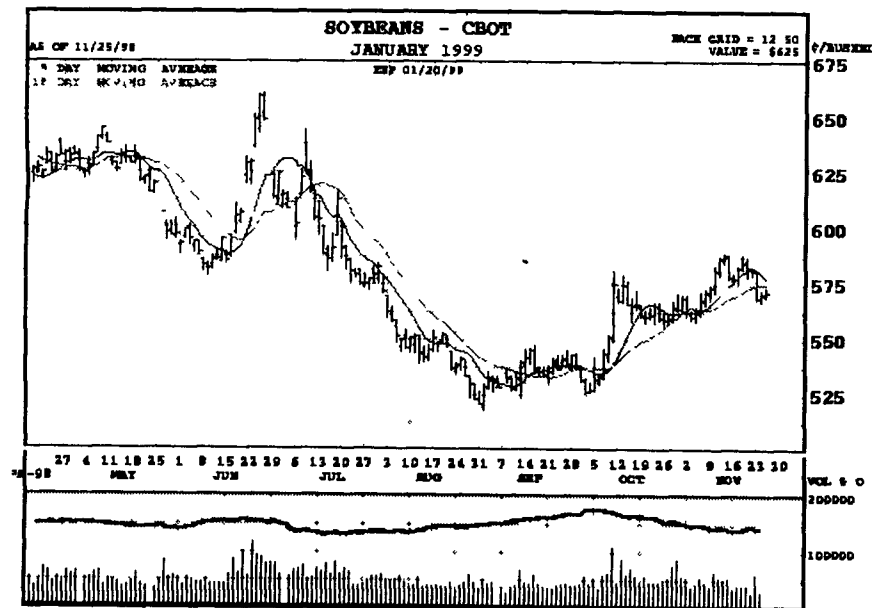
GRAIN, CATTLE, HOG, & MILK BFP FUTURES MARKETS

Markets Courtesy Of Chicago Board and Mercantile Exchange
(Closing bids: Wednesday, November 25, 1998)



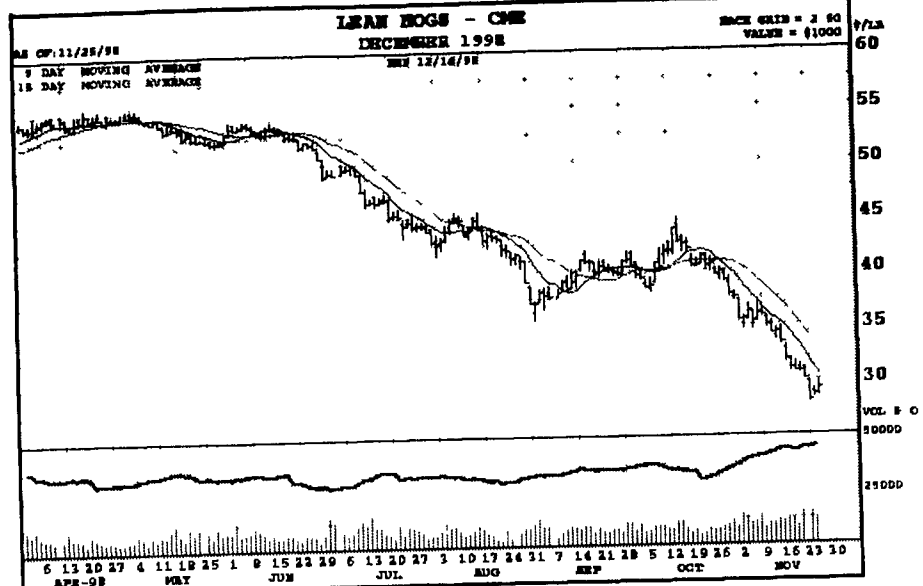
Volume and Open Interest | Stochastic | Relative Strength

| Symbol | Open | High | Low | Last Chge | | | | |
|-------------------------------|-------|-------|-------|-----------|--------|--------|--------|-----|
| CZ8 11/25/98 | 2164 | 2174 | 2164 | unch | | | | |
| --- Moving Average --- | | | | | | | | |
| Day | 09 | 18 | 40 | Day | 09 | 18 | 40 | |
| | 2190 | 2190 | 2187 | | 09 | -76 | -22 | +76 |
| --- Stochastic --- | | | | | | | | |
| Day | 09 | 14 | 20 | Day | 09 | 14 | 20 | |
| Sto | 3 33 | 22 22 | 22 22 | ADX | 17 90 | 22 47 | 21 03 | |
| %k | 18 14 | 32 23 | 31 64 | -DI | 21 10 | 19 45 | 19 14 | |
| %d | 33 73 | 42 07 | 39 75 | +DI | 20 40 | 23 37 | 24 72 | |
| --- Directional Indicator --- | | | | | | | | |
| --- Relative Strength --- | | | | | | | | |
| Day | 09 | 14 | 20 | Day | 09 | 14 | 20 | |
| | 39 52 | 44 77 | 47 17 | | 11 94% | 15 96% | 14 28% | |

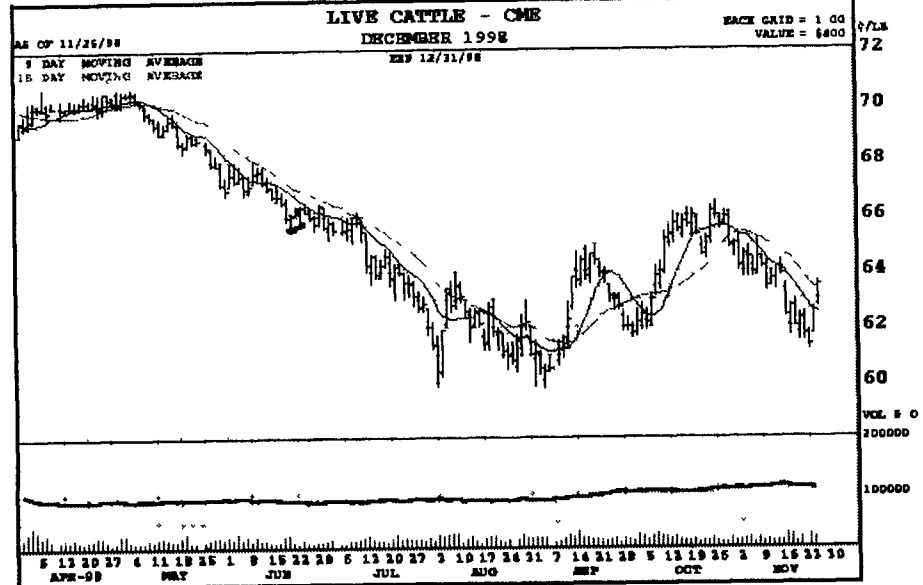


Volume and Open Interest | Stochastic | Relative Strength

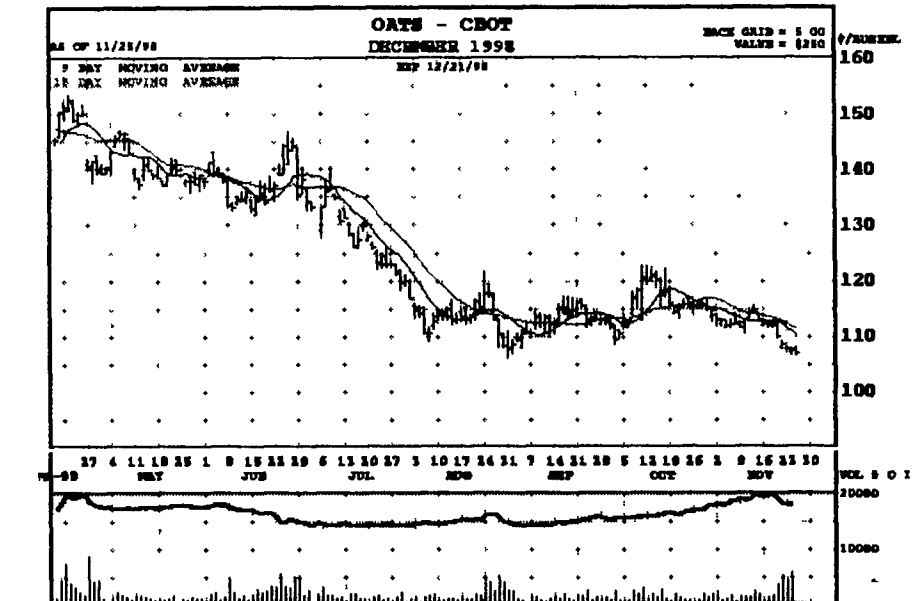
| Symbol | Open | High | Low | Last Chge | | | | |
|-------------------------------|-------|-------|-------|-----------|--------|--------|--------|------|
| SF9 11/25/98 | 5700 | 5734 | 5692 | 5712 +10 | | | | |
| --- Moving Average --- | | | | | | | | |
| Day | 09 | 18 | 40 | Day | 09 | 18 | 40 | |
| | 5771 | 5746 | 5646 | | 09 | -166 | +30 | +396 |
| --- Stochastic --- | | | | | | | | |
| Day | 09 | 14 | 20 | Day | 09 | 14 | 20 | |
| Sto | 20 24 | 25 81 | 43 44 | ADX | 30 67 | 31 21 | 27 93 | |
| %k | 30 53 | 44 23 | 52 32 | -DI | 26 54 | 22 35 | 20 45 | |
| %d | 46 83 | 59 34 | 63 17 | +DI | 24 01 | 26 39 | 27 38 | |
| --- Directional Indicator --- | | | | | | | | |
| --- Relative Strength --- | | | | | | | | |
| Day | 09 | 14 | 20 | Day | 09 | 14 | 20 | |
| | 45 68 | 50 71 | 52 66 | | 14 68% | 14 56% | 13 62% | |



| Symbol | Open | High | Low | Last Chge | | | | |
|-------------------------------|-------|-------|-------|-----------|--------|--------|--------|------|
| LH28 11/25/98 | 2860 | 2985 | 2915 | 2907 +47 | | | | |
| --- Moving Average --- | | | | | | | | |
| Day | 09 | 18 | 40 | Day | 09 | 18 | 40 | |
| | 3031 | 3278 | 3692 | | 09 | -523 | -833 | 1133 |
| --- Momentum --- | | | | | | | | |
| --- Stochastic --- | | | | | | | | |
| Day | 09 | 14 | 20 | Day | 09 | 14 | 20 | |
| Sto | 16 96 | 12 79 | 10 11 | ADX | 14 86 | 39 36 | 30 81 | |
| %k | 8 86 | 6 49 | 5 17 | -DI | 44 82 | 42 62 | 40 00 | |
| %d | 5 91 | 4 33 | 3 36 | +DI | 13 58 | 14 09 | 15 11 | |
| --- Directional Indicator --- | | | | | | | | |
| --- Relative Strength --- | | | | | | | | |
| Day | 09 | 14 | 20 | Day | 09 | 14 | 20 | |
| | 23 09 | 24 31 | 26 83 | | 42 33% | 38 58% | 38 80% | |



| Symbol | Open | High | Low | Last Chge | | | | |
|-------------------------------|-------|-------|-------|-----------|--------|--------|--------|------|
| LC28 11/25/98 | 6275 | 6360 | 6270 | 6345 +93 | | | | |
| --- Moving Average --- | | | | | | | | |
| Day | 09 | 18 | 40 | Day | 09 | 18 | 40 | |
| | 6246 | 6329 | 6411 | | 09 | -67 | -155 | +170 |
| --- Momentum --- | | | | | | | | |
| --- Stochastic --- | | | | | | | | |
| Day | 09 | 14 | 20 | Day | 09 | 14 | 20 | |
| Sto | 71 69 | 58 54 | 46 79 | ADX | 28 71 | 19 85 | 15 34 | |
| %k | 39 19 | 31 85 | 25 49 | -DI | 24 57 | 24 96 | 24 51 | |
| %d | 25 92 | 20 73 | 17 27 | +DI | 27 31 | 24 25 | 23 21 | |
| --- Directional Indicator --- | | | | | | | | |
| --- Relative Strength --- | | | | | | | | |
| Day | 09 | 14 | 20 | Day | 09 | 14 | 20 | |
| | 53 34 | 50 13 | 49 42 | | 20 14% | 17 87% | 16 75% | |



BFP Milk Futures:

Settlement Prices as of 11/25/98 07:00 PM

| MTH/STRIKE | OPEN | HIGH | LOW | LAST | SETT | PT CHGE | EST VOL | PRIOR DAY SETT | VOL | DAY INT |
|---------------------|-------|--------|--------|--------|-------|---------|---------|----------------|-----|-----------|
| DA BFP MILK FUTURES | | | | | | | | | | |
| NOV98 | | | | | 16.66 | UNCH | | 16.66 | 32 | 531 |
| DEC98 | 16.60 | 16.66B | 16.60 | 16.65 | 16.65 | -3 | 26 | 16.68 | 76 | 784 |
| JAN99 | 15.40 | 15.53B | 15.38 | 15.51 | 15.51 | +11 | 49 | 15.40 | 41 | 368 |
| FEB99 | 13.81 | 13.82 | 13.77 | 13.82 | 13.82 | UNCH | 26 | 13.82 | 27 | 261 |
| MAR99 | 12.87 | 12.88 | 12.76 | 12.80B | 12.80 | -9 | 14 | 12.89 | 9 | 253 |
| APR99 | 12.27 | 12.37 | 12.27 | 12.37 | 12.37 | +2 | 51 | 12.35 | 11 | 118 |
| MAY99 | 12.06 | 12.07 | 12.03A | 12.03A | 12.03 | -4 | 25 | 12.07 | 15 | 103 |
| JUN99 | 12.09 | 12.11 | 12.09 | 12.11 | 12.11 | UNCH | 14 | 12.11 | 14 | 107 |
| JLY99 | 12.35 | 12.36B | 12.35 | 12.36B | 12.36 | +1 | 22 | 12.35 | 8 | 45 |
| AUG99 | 12.61 | 12.69 | 12.61 | 12.69 | 12.69 | +8 | 28 | 12.61 | | 24 |
| SEP99 | 12.80 | 12.90 | 12.80 | 12.90 | 12.90 | +9 | 30 | 12.81 | | 17 |
| OCT99 | 12.80 | 12.83 | 12.80 | 12.83 | 12.83 | +3 | 42 | 12.80 | 2 | 8 |
| TOTAL | | | | | | | EST.VOL | | VOL | OPEN INT. |
| TOTAL | | | | | | | 327 | | 235 | 2619 |

Volume and Open Interest | Stochastic | Relative Strength

| Symbol | Open | High | Low | Last Chge | | | |
|-------------------------------|-------|-------|-------|-----------|-------|--------|--------|
| OZ8 11/25/98 | 1074 | 1080 | 1064 | 1066 -4 | | | |
| --- Moving Average --- | | | | | | | |
| Day | 09 | 18 | 40 | Day | 09 | 18 | 40 |
| | 1097 | 1112 | 1136 | | 09 | -76 | -52 |
| --- Momentum --- | | | | | | | |
| --- Stochastic --- | | | | | | | |
| Day | 09 | 14 | 20 | Day | 09 | 14 | 20 |
| Sto | 3 33 | 2 78 | 2 44 | ADX | 29 17 | 17 82 | 13 05 |
| %k | 9 19 | 8 30 | 6 90 | -DI | 40 23 | 34 44 | 30 77 |
| %d | 16 51 | 14 28 | 11 30 | +DI | 15 25 | 16 96 | 18 12 |
| --- Directional Indicator --- | | | | | | | |
| --- Relative Strength --- | | | | | | | |
| Day | 09 | 14 | 20 | Day | 09 | 14 | 20 |
| | 18 37 | 26 78 | 32 80 | | 8.58% | 13 20% | 11 94% |

(Turn to Page A32)