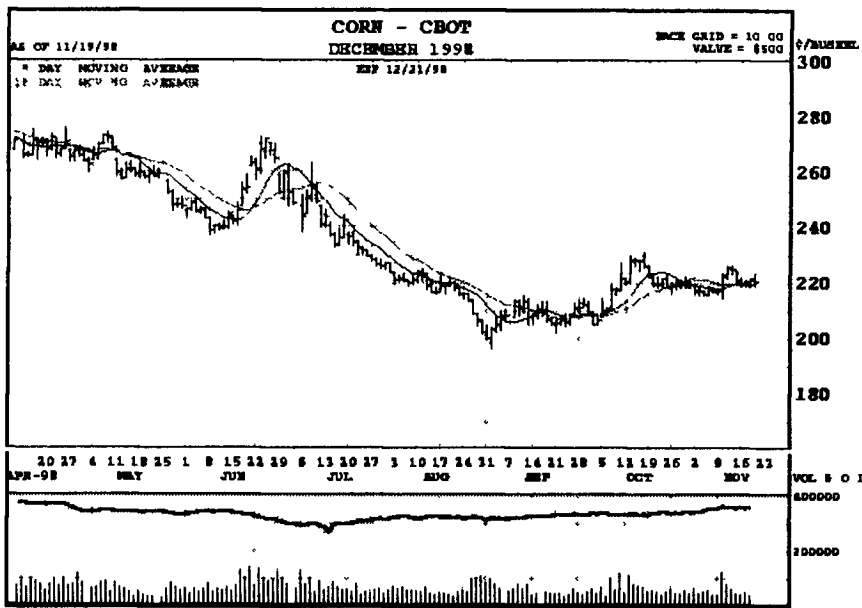


GRAIN, CATTLE, HOG, & MILK BFP FUTURES MARKETS

Markets Courtesy Of Chicago Board and Mercantile Exchange
(Closing bids: Thursday, November 19, 1998)



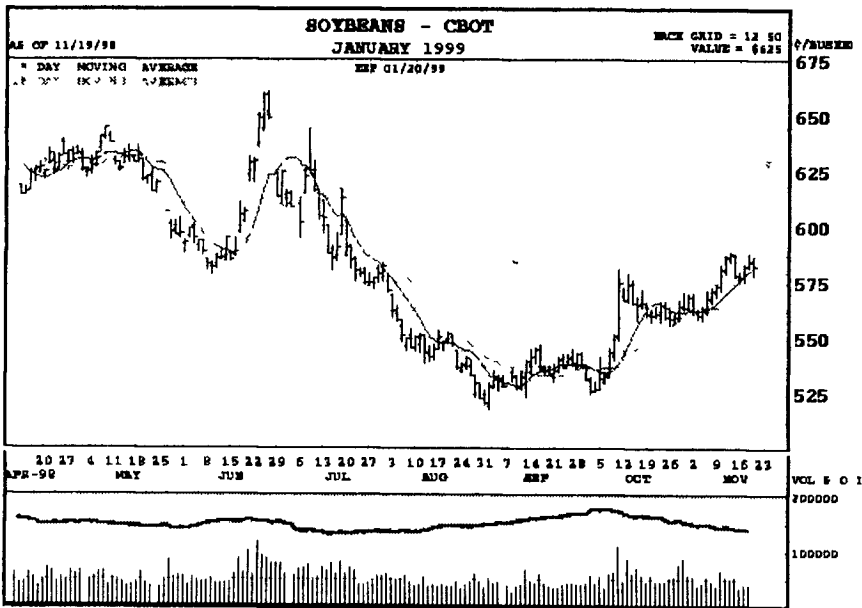
Volume and Open Interest | Stochastic | Relative Strength

Symbol	Open	High	Low	Last	Chge	
CZ8	11/19/98	2212	2230	2186	2202	-10

Moving Average			Momentum				
Day	09	18	40	Day	09	18	40
	2210	2193	2181		+34	+12	+116

Stochastic			Directional Indicator				
Day	09	14	20	Day	09	14	20
Sto	53.33	53.33	53.33	ADX	24.51	25.59	22.27
%k	55.57	55.42	52.12	DI	15.40	16.02	16.94
%d	56.40	55.83	48.52	+DI	26.02	26.92	27.09

Relative Strength			Historic Volatility				
Day	09	14	20	Day	09	14	20
	51.51	52.51	52.34		18.46%	16.18%	14.15%



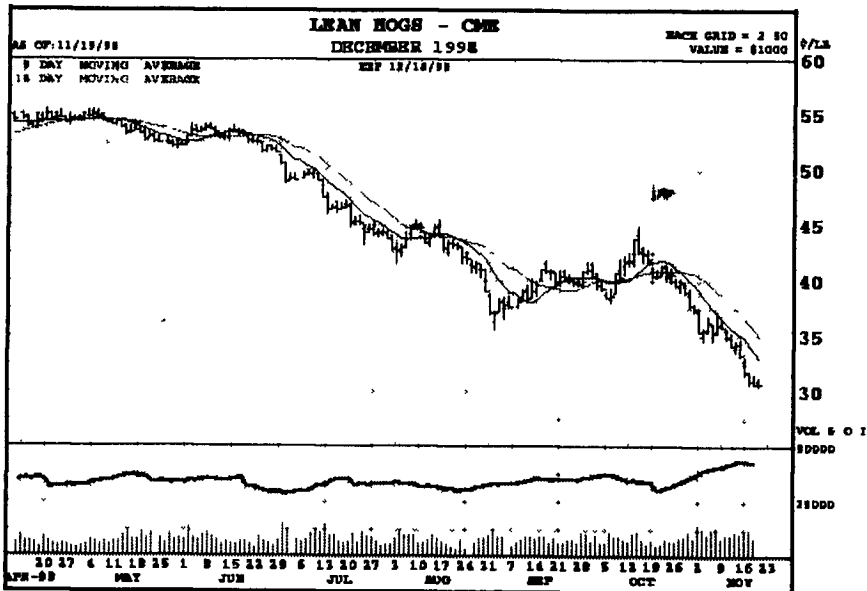
Volume and Open Interest | Stochastic | Relative Strength

Symbol	Open	High	Low	Last	Chge	
CZ8	11/19/98	2212	2230	2186	2202	-10

Moving Average			Momentum				
Day	09	18	40	Day	09	18	40
	6318	6398	6409		-225	-370	-85

Stochastic			Directional Indicator				
Day	09	14	20	Day	09	14	20
Sto	25.00	20.27	15.15	ADX	28.71	19.07	14.96
%k	20.84	16.32	13.90	-DI	35.36	31.24	28.51
%d	21.54	16.40	16.10	+DI	11.53	14.55	16.75

Relative Strength			Historic Volatility				
Day	09	14	20	Day	09	14	20
	33.91	38.06	41.47		15.40%	14.83%	15.01%

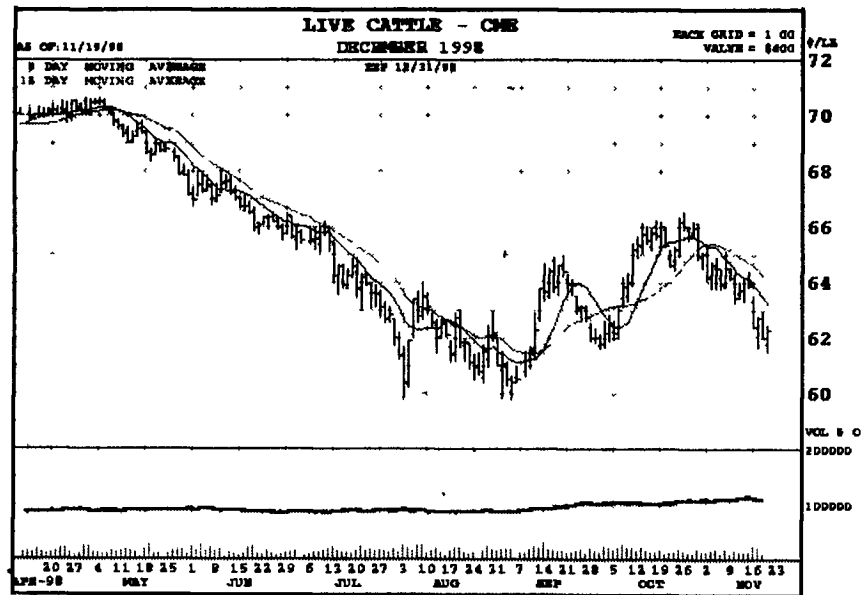


Symbol	Open	High	Low	Last	Chge	
LH28	11/19/98	3090	3117	3050	3062	-5

Moving Average			Momentum				
Day	09	18	40	Day	09	18	40
	3292	3490	3807		-523	-895	-923

Stochastic			Directional Indicator				
Day	09	14	20	Day	09	14	20
Sto	2.04	1.79	1.14	ADX	46.29	32.47	26.23
%k	3.94	2.91	2.13	-DI	45.47	41.53	38.43
%d	6.53	4.73	3.59	+DI	9.26	12.33	14.36

Relative Strength			Historic Volatility				
Day	09	14	20	Day	09	14	20
	14.71	20.92	25.61		24.47%	34.35%	31.64%

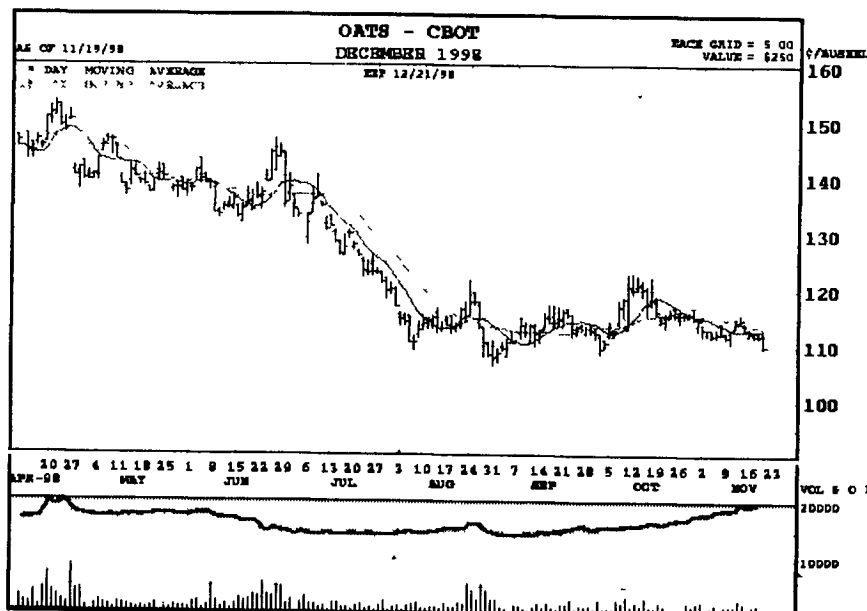


Symbol	Open	High	Low	Last	Chge	
LC28	11/19/98	6175	6240	6150	6225	+25

Moving Average			Momentum				
Day	09	18	40	Day	09	18	40
	6318	6398	6409		-225	-370	-85

Stochastic			Directional Indicator				
Day	09	14	20	Day	09	14	20
Sto	25.00	20.27	15.15	ADX	28.71	19.07	14.96
%k	20.84	16.32	13.90	-DI	35.36	31.24	28.51
%d	21.54	16.40	16.10	+DI	11.53	14.55	16.75

Relative Strength			Historic Volatility				
Day	09	14	20	Day	09	14	20
	33.91	38.06	41.47		15.40%	14.83%	15.01%



Volume and Open Interest | Stochastic | Relative Strength

Symbol	Open	High	Low	Last	Chge	
OZ8	11/19/98	1120	1120	1094	1096	-20

Moving Average			Momentum				
Day	09	18	40	Day	09	18	40
	1123	1130	1142		-22	-56	34

Stochastic			Directional Indicator				
Day	09	14	20	Day	09	14	20
Sto	1.17	1.17	3.45	ADX	17.11	11.67	9.97
%k	24.42	0.81	16.44	-DI	36.45	30.65	27.83
%d	34.17	0.96	0.90	+DI	17.61	18.76	13.43

Relative Strength			Historic Volatility				
Day	09	14	20	Day	09	14	20
	07.56	34.31	38.54		15.36%	13.57%	11.67%

BFP Milk Futures:

Settlement Prices as of 11/19/98 07:00 PM

MTH/ STRIKE	OPEN	DAILY HIGH	LOW	LAST	SETT	PT CHGE	EST VOL	PRIOR SETT	DAY VOL	INT
DA BFP MILK FUTURES										
NOV98	16.74	16.75	16.74	16.75	16.75	UNCH	11	16.75	15	502
DEC98	16.65	16.74	16.65	16.68B	16.69	+4	69	16.65	50	667
JAN99	15.35	15.72B	15.35	15.55	15.55	+20	51	15.35	50	322
FEB99	13.84	14.25B	13.84	13.90	13.90	+25	33	13.65	14	220
MAR99	12.84	13.29	12.84	13.04A	13.05	+22	38	12.83	13	228
APP99	12.44	12.62B	12.40	12.40	12.40	-4	11	12.44		99
MAY99	12.05	12.30	12.05	12.10	12.10	UNCH	13	12.10	5	89
JUN99	12.11	12.11	12.11	12.11	12.11	+1	2	12.10		88
JLY99	----	----	----	----	12.40	UNCH		12.40		37
AUG99	----	----	----	----	12.60	UNCH		12.60		24
SEP99	----	----	----	----	12.80	UNCH		12.80		13
OCT99	----	----	----	----	12.80	UNCH		12.80		5
TOTAL							EST.VOL		VOL	OPEN INT.
TOTAL							228		147	2294

Volume and Open Interest | Stochastic | Relative Strength

Symbol	Open	High	Low	Last	Chge	
OZ8	11/19/98	1120	1120	1094	1096	-20

Moving Average			Momentum				
Day	09	18	40	Day	09	18	40
	1123	1130	1142		-22	-56	34

Stochastic			Directional Indicator				
Day	09	14	20	Day	09	14	20
Sto	1.17	1.17	3.45	ADX	17.11	11.67	9.97
%k	24.42	0.81	16.44	-DI	36.45	30.65	27.83
%d	34.17	0.96	0.90	+DI	17.61	18.76	13.43

Relative Strength			Historic Volatility				
Day	09	14	20	Day	09	14	20
	07.56	34.31	38.54		15.36%	13.57%	11.67%