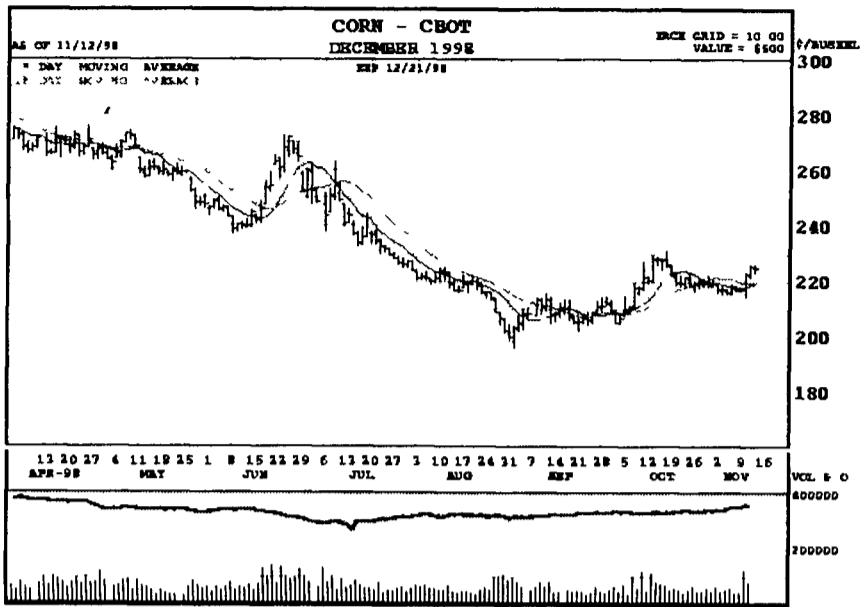


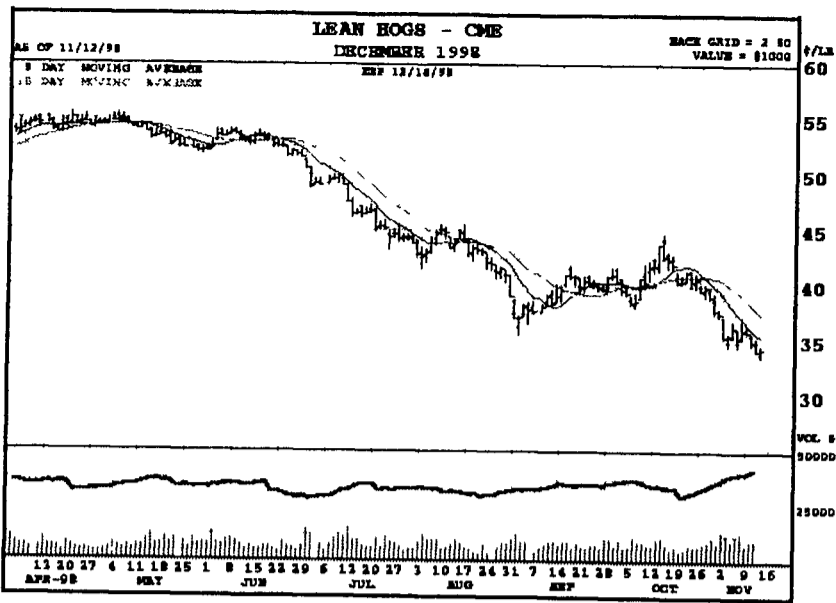
# GRAIN, CATTLE, HOG, & MILK BFP FUTURES MARKETS

Markets Courtesy Of Chicago Board and Mercantile Exchange  
(Closing bids: Thursday, November 12, 1998)

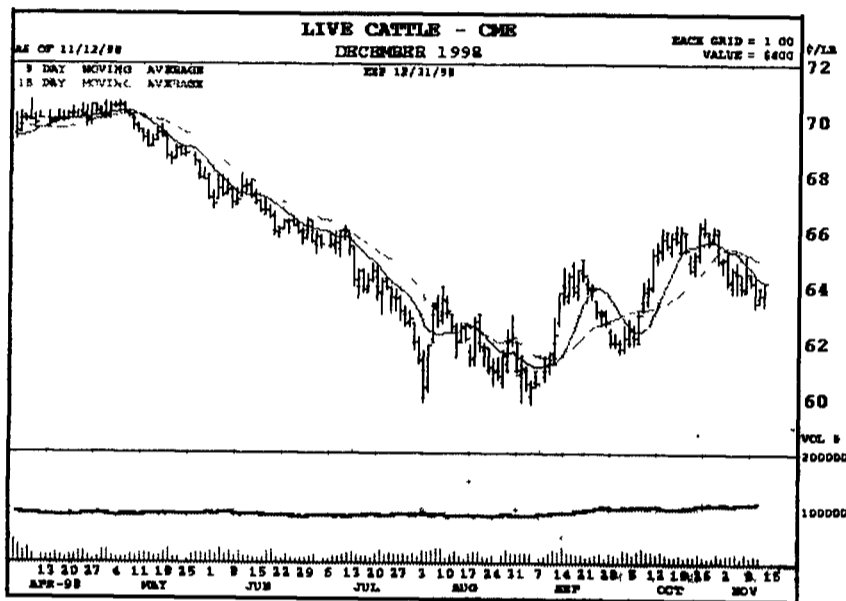


Volume and Open Interest | Stochastic | Relative Strength

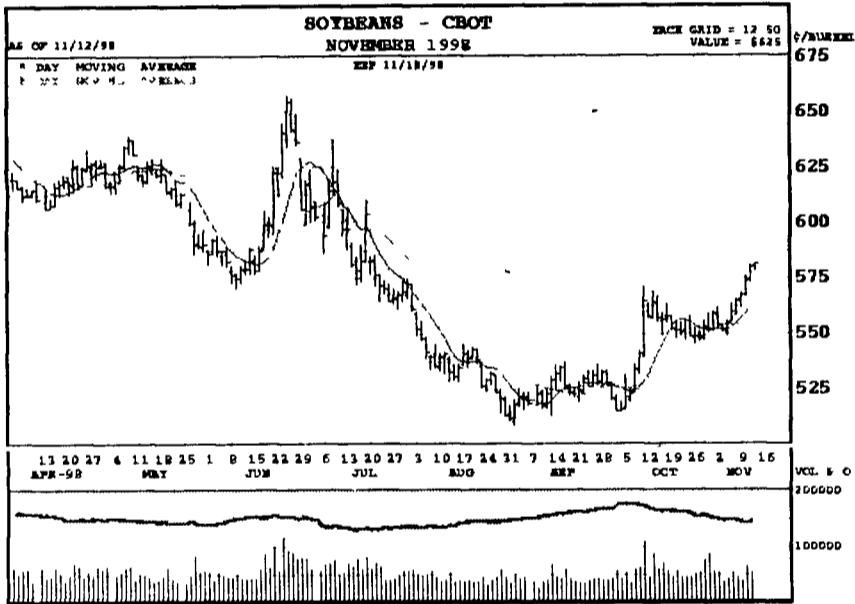
Symbol	Open	High	Low	Last	Chge						
LC8	11/12/98	41	44	39	244	6					
Moving Average		Momentum									
Day	09	18	40	Day	09	18	40				
Sto	191	219	169	Day	09	14	20				
%k	13	33	8	AD	29	97	27	60	3	85	
%d	13	42	10	+DI	9	79	12	26	14	58	
Relative Strength		Historic Volatility									
Day	09	14	20	Day	09	14	20				
FR	49	53	11	FR	49	53	11	FR	49	53	11



Symbol	Open	High	Low	Last	Chge					
LH28	11/12/98	3380	3445	3360	3430	+15				
Moving Average		Momentum								
Day	09	18	40	Day	09	18	40			
Sto	191	219	169	Day	09	14	20			
%k	13	33	8	AD	29	97	27	60	3	85
%d	13	42	10	+DI	9	79	12	26	14	58
Relative Strength		Historic Volatility								
Day	09	14	20	Day	09	14	20			
FR	49	53	11	FR	49	53	11			

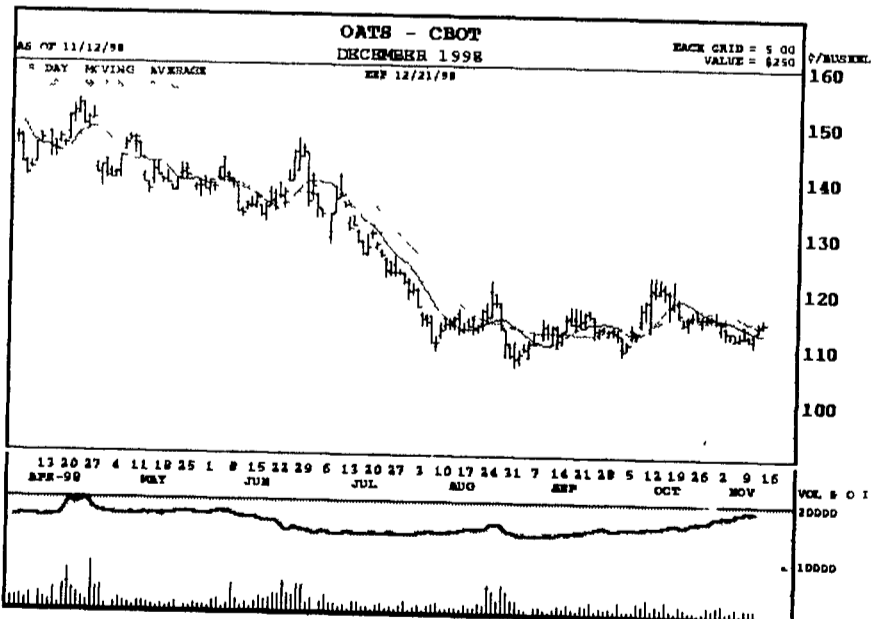


Symbol	Open	High	Low	Last	Chge					
LC28	11/12/98	6370	6417	6330	6412	+40				
Moving Average		Momentum								
Day	09	18	40	Day	09	18	40			
Sto	191	219	169	Day	09	14	20			
%k	13	33	8	AD	29	97	27	60	3	85
%d	13	42	10	+DI	9	79	12	26	14	58
Relative Strength		Historic Volatility								
Day	09	14	20	Day	09	14	20			
FR	49	53	11	FR	49	53	11			



Volume and Open Interest | Stochastic | Relative Strength

Symbol	Open	High	Low	Last	Chge					
LC28	11/12/98	6370	6417	6330	6412	+40				
Moving Average		Momentum								
Day	09	18	40	Day	09	18	40			
Sto	191	219	169	Day	09	14	20			
%k	13	33	8	AD	29	97	27	60	3	85
%d	13	42	10	+DI	9	79	12	26	14	58
Relative Strength		Historic Volatility								
Day	09	14	20	Day	09	14	20			
FR	49	53	11	FR	49	53	11			



Volume and Open Interest | Stochastic | Relative Strength

Symbol	Open	High	Low	Last	Chge					
LC28	11/12/98	6370	6417	6330	6412	+40				
Moving Average		Momentum								
Day	09	18	40	Day	09	18	40			
Sto	191	219	169	Day	09	14	20			
%k	13	33	8	AD	29	97	27	60	3	85
%d	13	42	10	+DI	9	79	12	26	14	58
Relative Strength		Historic Volatility								
Day	09	14	20	Day	09	14	20			
FR	49	53	11	FR	49	53	11			

## BFP Milk Futures:

Settlement Prices as of 11/12/98 07:00 PM

MTH/STRIKE	OPEN	HIGH	LOW	LAST	SETT	PT CHGE	EST VOL	PRIOR DAY SETT	DAY VOL	INT
DA BFP MILK FUTURES										
NOV98	16.77	16.78B	16.71	16.71	16.71	+1	20	16.70	21	512
DEC 98	16.45	16.69	16.45	16.50	16.50	+8	77	16.42	103	542
JAN 99	15.05	15.1B	15.00	15.00	15.00	+5	41	14.95	26	244
FEB 99	13.75	14.10P	13.25	13.35	13.35	-1	21	13.48	18	199
MAR 99	13.00	13.09	12.85	12.85	12.85	-11	22	12.96	11	205
APR 99	12.50	12.50	12.42	12.42	12.42	1	7	12.55	1	93
MAY 99	12.2	12.26	12.15	12.15	12.15	-7	10	12.22	7	76
JUN 99	12.23	12.27	12.10A	12.10A	12.10	-8	2	12.19	4	78
JLY 99			12.35A	12.35A	12.35	-10		12.45	3	37
AUG 99	12.70	12.70	12.61	12.61	12.61	+1	2	12.60	2	20
SEP 99	12.95	12.95	12.95	12.95	12.95	+25	1	12.70	2	8
OCT 99	12.80	12.80	12.80	12.80	12.80	UNCH	1			
TOTAL							EST.VOL		VOL	OPEN INT.
TOTAL							210		206	2037