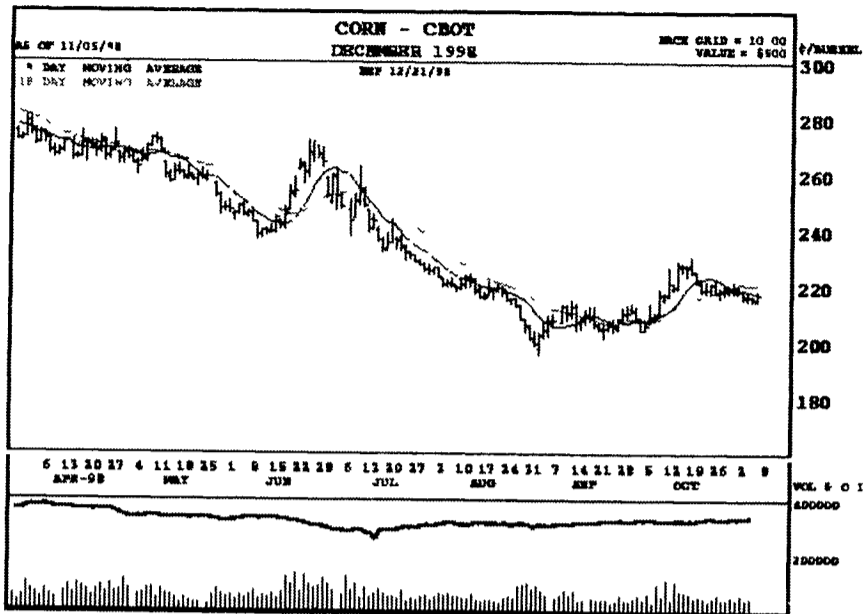


GRAIN, CATTLE, HOG, & MILK BFP FUTURES MARKETS

Markets Courtesy Of Chicago Board and Mercantile Exchange
(Closing bids: Thursday, November 5, 1998)



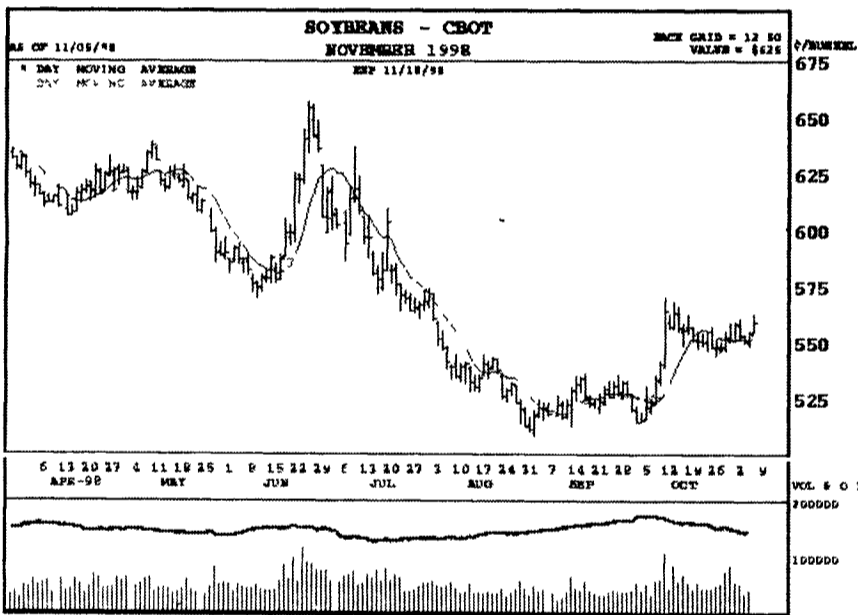
Volume and Open Interest Stochastic Relative Strength

Symbol	Open	High	Low	Last Chge
CZB - 11/05/98	2152	2186	2150	2172 +16

---Moving Average---			---Momentum---				
Day	09	18	40	Day	09	18	40
	2177	2204	2146		-14	-26	+42

---Stochastic---			---Directional Indicator---				
Day	09	14	20	Day	09	14	20
Sto	32	14	20	ADX	21	65	24
%k	21	80	14	-DI	17	11	17
%d	22	29	18	+DI	22	90	25

---Relative Strength---			---Historic Volatility---				
Day	09	14	20	Day	09	14	20
	46	33	49		7	56%	11
	40	49	85		18	80%	24%



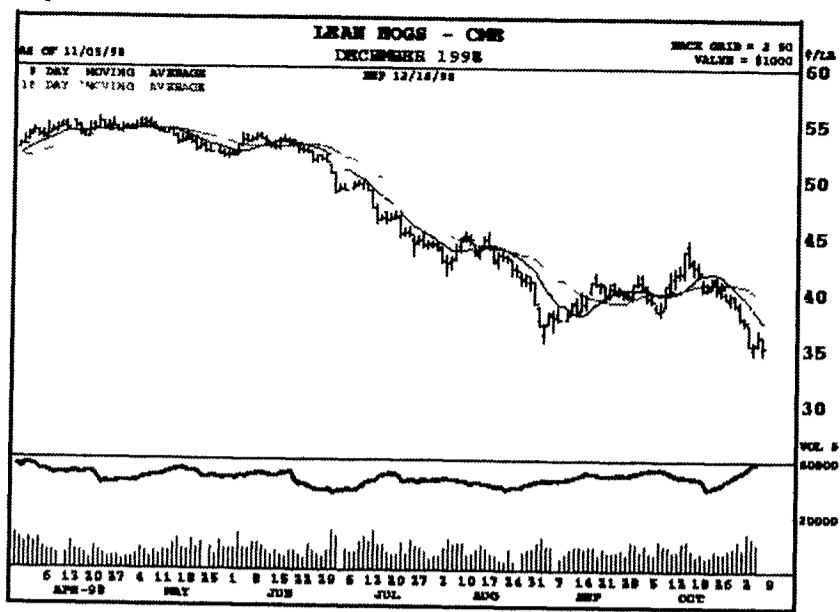
Volume and Open Interest Stochastic Relative Strength

Symbol	Open	High	Low	Last Chge
SR - 11/05/98	5551	5624	5550	5594 +51

---Moving Average---			---Momentum---				
Day	09	18	40	Day	09	18	40
	530	5556	5405		+110	+24	+370

---Stochastic---			---Directional Indicator---				
Day	09	14	20	Day	09	14	20
Sto	82	61	82	ADX	37	88	32
%k	6	33	57	-DI	9	53	11
%d	53	45	49	+DI	31	47	30

---Relative Strength---			---Historic Volatility---				
Day	09	14	20	Day	09	14	20
	62	64	60		10	74%	12
	35	57	90		12	12%	19

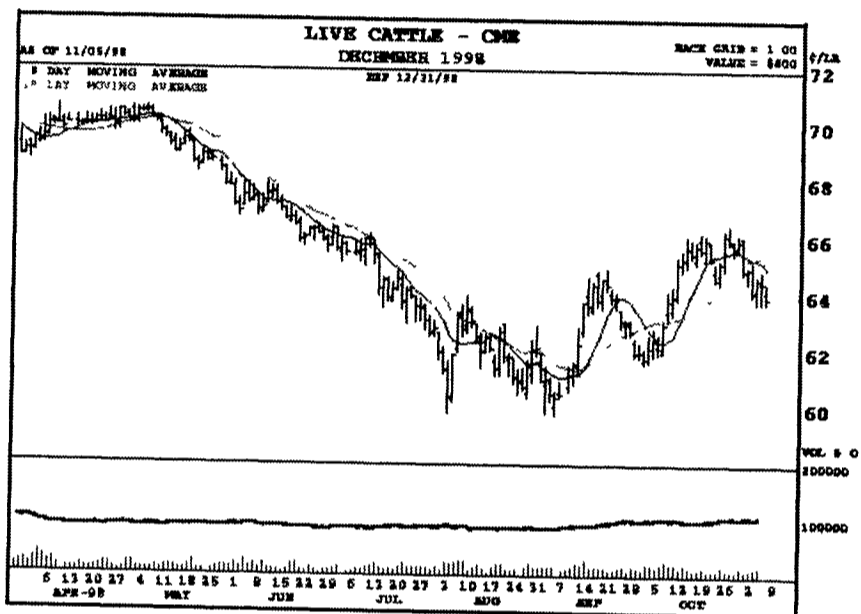


Symbol	Open	High	Low	Last Chge
LH28 - 11/05/98	3600	3600	3455	3520 -100

---Moving Average---			---Momentum---				
Day	09	18	40	Day	09	18	40
	3730	3938	3979		-530	-652	-307

---Stochastic---			---Directional Indicator---				
Day	09	14	20	Day	09	14	20
Sto	11	71	9	ADX	33	73	22
%k	13	19	11	-DI	40	69	36
%d	11	86	12	+DI	15	08	16

---Relative Strength---			---Historic Volatility---				
Day	09	14	20	Day	09	14	20
	25	78	30		34	58%	33
	80	34	08		78%	38	63%

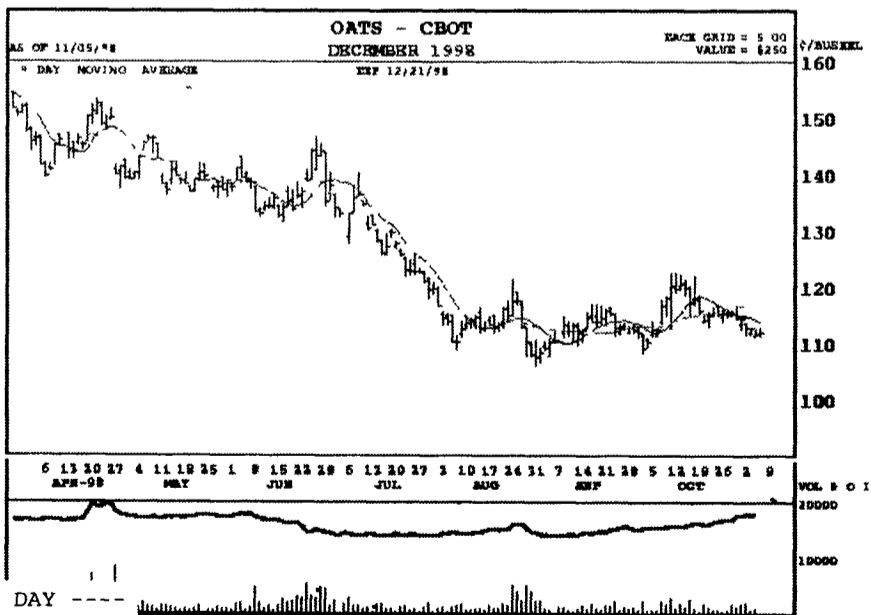


Symbol	Open	High	Low	Last Chge
LC28 - 11/05/98	6415	6440	6377	6392 -58

---Moving Average---			---Momentum---				
Day	09	18	40	Day	09	18	40
	6496	6524	6423		-225	-140	+167

---Stochastic---			---Directional Indicator---				
Day	09	14	20	Day	09	14	20
Sto	6	30	6	ADX	24	30	18
%k	22	46	23	-DI	22	54	21
%d	33	84	36	+DI	14	82	18

---Relative Strength---			---Historic Volatility---				
Day	09	14	20	Day	09	14	20
	38	46	44		11	00%	14
	72	47	81		14	09%	14



Volume and Open Interest Stochastic Relative Strength

Symbol	Open	High	Low	Last Chge
OZ8 - 11/05/98	1116	1126	1114	1120 +2

---Moving Average---			---Momentum---				
Day	09	18	40	Day	09	18	40
	1137	1153	1145		-32	-76	-14

---Stochastic---			---Directional Indicator---				
Day	09	14	20	Day	09	14	20
Sto	9	52	6	ADX	20	00	13
%k	16	30	10	-DI	22	88	22
%d	22	95	16	+DI	13	75	16

---Relative Strength---			---Historic Volatility---				
Day	09	14	20	Day	09	14	20
	31	42	38		7	92%	12
	97	42	30		12	06%	15

BFP Milk Futures

Settlement Prices as of 11/05/98 07:00 PM

MTH/ STRIKE	OPEN	HIGH	LOW	LAST	SETT	PT CHGE	EST VOL	PRIOR SETT	DAY VOL	INT
DA BFP MILK FUTURES										
OCT98					1604	UNCH		16.02	12	588
NOV98	16.60	16.63	16.59	16.60	16.61	+2	64	16.59	84	590
DEC98	15.10	15.79B	15.10	15.53	15.53	+44	52	15.09	73	522
JAN99	13.60	13.80	13.60	13.76	13.76	+21	31	13.55	18	177
FEB99	12.60	12.68	12.60	12.63	12.63	+4	13	12.59	15	173
MAR99			12.47A	12.47A	12.47	-3		12.50	6	191
APR99	12.29	12.29	12.27	12.27	12.27	UNCH	2	12.27	5	69
MAY99	12.00	12.01	12.00	12.00	12.00	UNCH	3	12.00	6	85
JUN99	11.99	12.00	11.99	11.99	11.99	-1	6	12.00	7	74
JLY99					12.35	UNCH		12.35	2	29
AUG99	12.55	12.55	12.55	12.55	12.55	UNCH	4	12.55	1	18
SEP99	12.60	12.60	12.60	12.60	12.60	-10	3	12.70		4
OCT99						UNCH				
TOTAL							EST.VOL		VOL	OPEN INT.
TOTAL							178		229	2520