

XXXXXXXXXXXXXXXXXXXXXXXXXXXX
 Year Round Cabs for IH Tractors. Starting at \$1000
 IH Hydro 186, Cab & Air, Rebuilt Engine &
 Hydro, New Rubber & Paint, Showroom
 Condition.....\$21,900
 IH 454 Diesel w/Loader.....\$7,200
 IH 424 w/Loader, Very Good Condition.....\$6,200

Financing Available
 717-776-5515
JEFF SHOWAKER

Clean off-the-farm, field test tractors
 Most Reconditioned And Sold With Warranty
 Positively no out-of-state Personal checks

CASE IH 7250 MFWD
 Duals, Weights, 2H, 2,100 Hrs.,
 Factory Warranty,
 Owner Wants Money!
BEST OFFER OVER \$55,000
 By Nov. 20th
(724) 667-8613 or 8820

FARMALL 460, gas, NF,
 power steering, fast hitch,
 good rubber, clean,
 \$2,000. 410-833-9091

FARMALL H Tractor w/
 Bucket, Prime cond., barn
 kept, very reliable. Must
 see! Need larger tractor.
 \$2,500 (908)362-9413

FUEL TANK
 \$175
 300 GALLONS
 GOOD CONDITION
 DELIVERY EXTRA
 717-865-7440
 Lebanon county

Farmall 706 diesel, NF,
 15.5x38, good paint,
 weights, \$2975. Montg.
 Co. 610-754-7012

Farmall SuperM, rebuilt
 engine, new radiator, paint,
 tires, 90% completely re-
 done, like new, \$5300
 OBO. 610-689-8284

Farmers - Dealers -- Your
 advertising pays for itself
 when you advertise your
 equipment in the farm
 equipment section.
 717-394-3047 or
 717-626-1164.


JD 2640 tractor w/Hilo, 2
 outlets, new style, w/roll
 bar, 18.4x30 tires, new
 paint, runs good, \$9750.
 Also JD 240 loader avail-
 able. \$2650.
 717/933-1600.

JD-300 corn husker, Wide
 or Narrow head.
 717-837-1199.

JD 3050, same as 2955,
 cab, MFWD, HiLo, high
 hours, \$14,500.
 717/336-7375 No Sunday
 Calls.

See Your High Performance Kinze Dealer, Binkley & Hurst Bros. Inc. For Top Performance In Planting. You Need A Kinze From Binkley & Hurst Bros. Inc.

KINZE - Planters that Simply Plant!
 Purchase Now For Large
 Pre-Season Discounts.



2600 Twin-Line® 16 Row N
 with solid row Interplant®
 Package for 31 Row 15"

6, 8, 12 and
 16 Row
TWINLINE
 (12' Transport Width)

Easy-assess, end-mounted seed
 transmissions make rate
 changes simple. Precision-cut,
 plated sprockets Rates every 3%
 or less Spring-loaded contact
 drive tires smooth engage/disen-
 gage of the drive and reduce
 residue, rock and
 mud problems

KINZE®
 2500/2600
 Twin-Line®
 Planters.
 For today's more
 sophisticated,
 diversified pro-
 ducers, KINZE's
 exclusive rotat-
 ing in-line trans-
 port as narrow
 as 11'2" (13'4"
 on wide row
 models) Choose
 Interplant® of
 liquid/dry fertil-
 izer options.

- Markers
- No-Till Openers
- Liquid or Dry Fertilizer

With Corn Harvest Nearing Completion
 You've Had Time To Observe and Evaluate
 Your '98 Crop Stands.

**ARE YOU FINDING PICKET
 FENCE STANDS?**

If not, contact Binkley & Hurst Bros. For
 A Planter Uptime Evaluation & Service

Before You Store Your Planter For Winter,
 Let Binkley & Hurst Bros. Evaluate Your
 Planter With an Up-Time Planter Check-Up!

**KINZE • CASE IH • MONOSEM • NEW IDEA
 JD 7000 PLANTERS**

It really makes sense if you take a minute to think about it. In
 winter, your planter is buried behind other equipment in an
 unheated equipment shed or barn floor. Any questions or
 problems concerning use of your planter this spring are still
 fresh in your mind and can be addressed

Think About It, Give Us A Call Today!



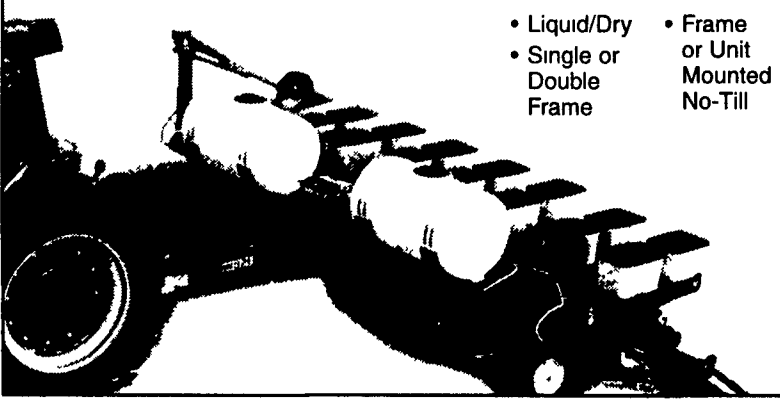
30 Point Checkup Improves Your Planters Performance
**Put Your Planter In Storage FIELD READY
 and Rest Easy Between
 Now and Next Planter Season**
**Please Ask For The Planter Shop When
 Calling To Schedule An Appointment**

**BINKLEY-HURST
 BROS. INC.**

133 Rothsville Station Rd.
 P.O. Box 0395, Lititz, PA 17543-0395
 (717) 626-4705 1-800-414-4705 Fax (717) 626-0996

**PULL TYPE MODELS 4, 6 OR 8 ROW
 28" - 40" Rows**

**We Offer More Configurations To Meet Your
 Specific Planting Requirements**



- Liquid/Dry
- Single or Double Frame
- Frame or Unit Mounted No-Till

**Bring Your Corn and Bean Planter Meters
 To Binkley & Hurst Bros., Inc. and Have
 Tested On Our Computerized Test Stand
 For Maximum Planting Performance.**


**Great Harvests
 Start Here.**



Before you plant! We offer you the most accurate, full-
 service corn meter test facility around. With the parts,
 service support and experience you need to operate
 efficiently. Let us show you how we can test your corn
 meters and fine-tune your planter to ensure the kind of
 seed-to-soil placement and population accuracy you
 want for your best harvest results...before you plant!
Call today!

**See Binkley & Hurst Bros. Inc.
 For Quality Stoneforks by
 vreten**

**Forks for Skid Loaders, Tractor
 Loaders, Articulated Wheel Loaders**




**KINZE ROW UNITS THE KEY TO EARLY
 SEED GERMINATION**

We Sell Complete Replacement Row Units At Our Parts Dept.


You start with a simple, dependable row unit
 design with easy adjustments that give you
 exact depth control, and the most ideal seed-to-
 soil contact possible. At KINZE we call it
 "Precision Placement." Simply put, it's the
 toughest, most dependable system in the field
 today

How does it work? At the exact point of seed
 placement, 15" double disc openers and dual
 gauge wheels combine to mold a clean, consist-
 ent V-formed seed trench at a pre-set depth.
 Trailing V-closing wheels then securely press
 the seed trench walls on each side of the seed
 for positive seed-to-soil contact, virtually elimi-
 nating air pockets and leaving a loose "hill" of
 soil on top of the seed. It's the ideal environ-
 ment for the emerging seedling.

Each row unit is independently adjustable for
 depth and down pressure. Spring-loaded paral-
 lel arms give you all the flexibility you need.
Down pressure? Your choice. Standard, quick-
 adjustable dual springs for conventional plant-
 ing, or quad springs (shown right) for conserva-
 tion tillage. Each with four positions so you can
 set the unit's down force for your conditions



• KINZE • JOHN DEERE • NEW IDEA • KINZE •
HAVE YOUR CORN PLANTER READY FOR SPRING
 Now Testing
 • KINZE • JOHN DEERE
 • CASE IH • NEW IDEA
 Computerized Testing Means
 More For Your Money



FINGER PICKUP ROW UNITS ROW UNIT SEED COUNT SENSORS PLANTER MONITORS

WE REPAIR
 AFTER ROW UNIT IS REPAIRED WE TEST
 RUN EACH ROW UNIT ON OUR
 COMPUTERIZED TEST STAND TO MAKE SURE
 EACH UNIT IS PLANTING TO MAXIMUM
 EFFICIENCY - THEN WE GIVE YOU A READ-OUT
 OF EACH ROW UNITS' PLANTING ACCURACY.

• NEW IDEA • KINZE • JOHN DEERE • NEW IDEA • KINZE • JOHN DEERE • JOHN DEERE • KINZE • JOHN DEERE

Fill...
 The ridge between the tine tips and the con-
 tainer unit prevents collected stones from falling
 out while new ones are being collected.

**BINKLEY-HURST
 BROS. INC.**

133 Rothsville Station Rd.
 P.O. Box 0395, Lititz, PA 17543-0395
 (717) 626-4705 1-800-414-4705
 Fax 717-626-0996

Farm Plan A Service of PPC Financial

**We Have Your PARTS Needed
 For Maximum Performance
 At Lower Prices**

**BINKLEY-HURST
 BROS. INC.**

133 Rothsville Station Rd.
 P.O. Box 0395, Lititz, PA 17543-0395
 (717) 626-4705 1-800-414-4705 Fax (717) 626-0996

Farm Plan A Service of PPC Financial