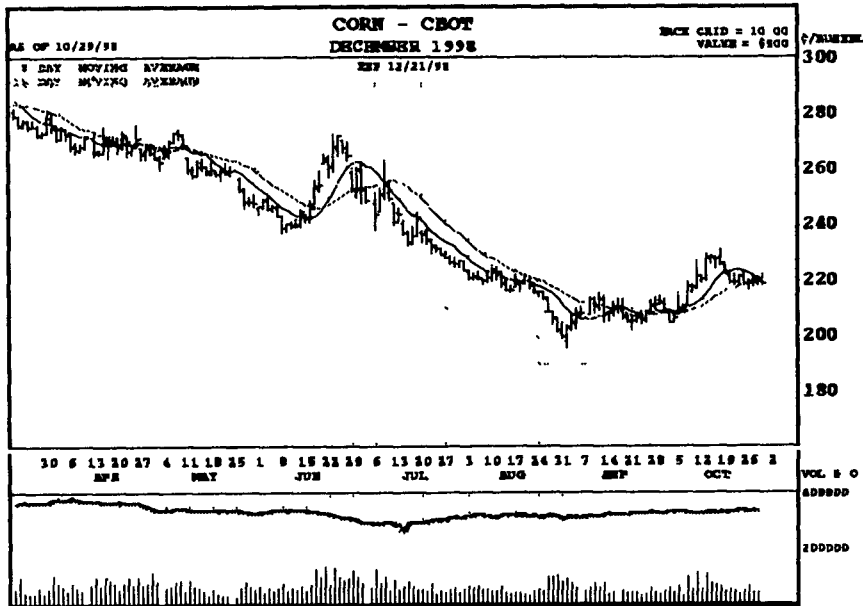


GRAIN, CATTLE, HOG, & MILK BFP FUTURES MARKETS

Markets Courtesy Of Chicago Board and Mercantile Exchange
(Closing bids: Thursday, October 29, 1998)



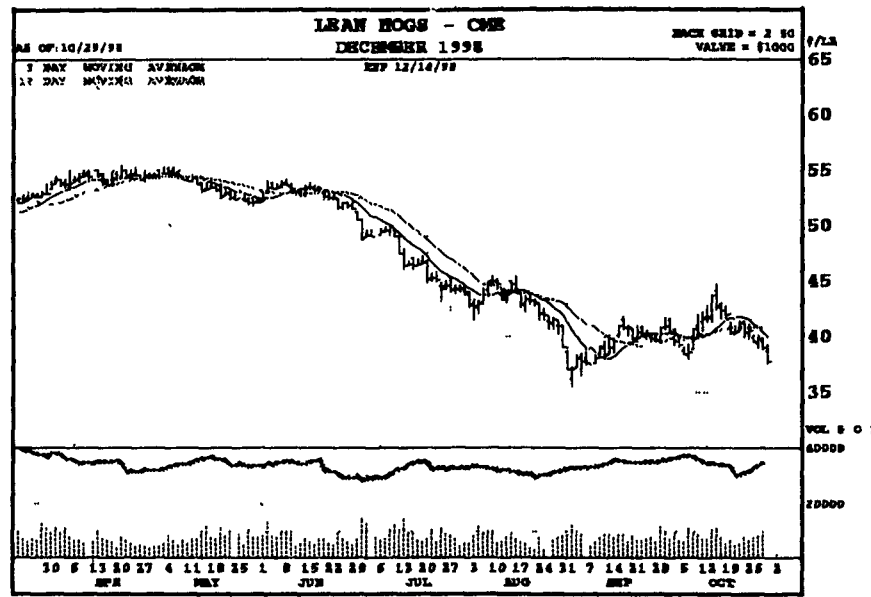
Volume and Open Interest | Stochastic | Relative Strength

Symbol	Open	High	Low	Last Chge
CB8 - 10/29/98	2190	2220	2182	2186 -2

Moving Average			Momentum				
Day	09	18	40	Day	09	18	40
	31.4	2205	2140		-66	+90	+142

Stochastic			Directional Indicator				
Day	09	14	20	Day	09	14	20
Sto	1.86	1.00	1.00	ADX	31.76	38.67	23.15
%k	9.16	12.80	18.02	-DI	15.70	16.59	17.88
%d	16.50	25.17	29.97	+DI	28.66	28.62	28.25

Relative Strength			Historic Volatility				
Day	09	14	20	Day	09	14	20
	29.62	35.87	38.75		29.08%	34.53%	38.11%

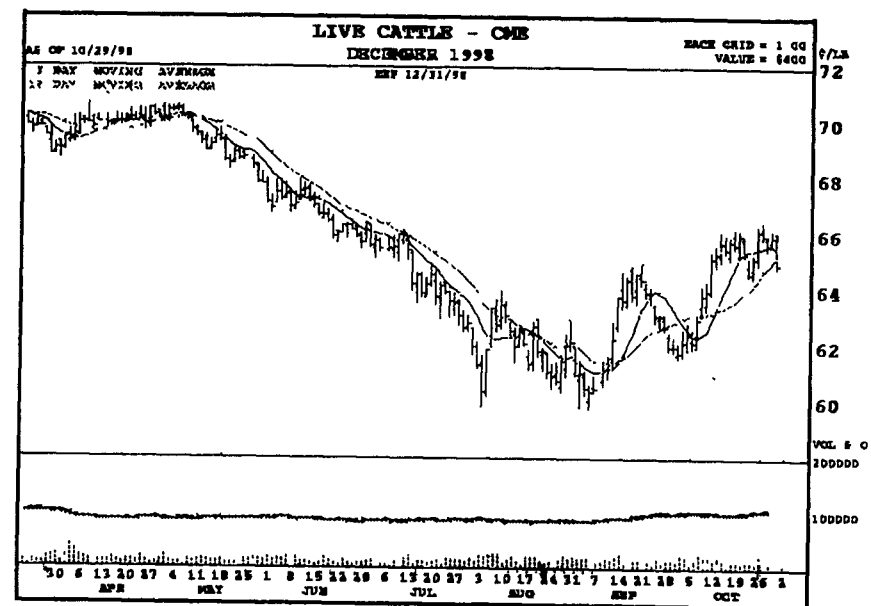


Symbol	Open	High	Low	Last Chge
LH28 - 10/29/98	3870	3930	3760	3767 -128

Moving Average			Momentum				
Day	09	18	40	Day	09	18	40
	3986	4067	4006		-418	-80	-38

Stochastic			Directional Indicator				
Day	09	14	20	Day	09	14	20
Sto	1.86	1.00	1.00	ADX	19.97	15.75	17.62
%k	9.16	12.80	18.02	-DI	30.56	27.68	26.96
%d	16.50	25.17	29.97	+DI	13.02	16.62	18.15

Relative Strength			Historic Volatility				
Day	09	14	20	Day	09	14	20
	29.62	35.87	38.75		29.08%	34.53%	38.11%

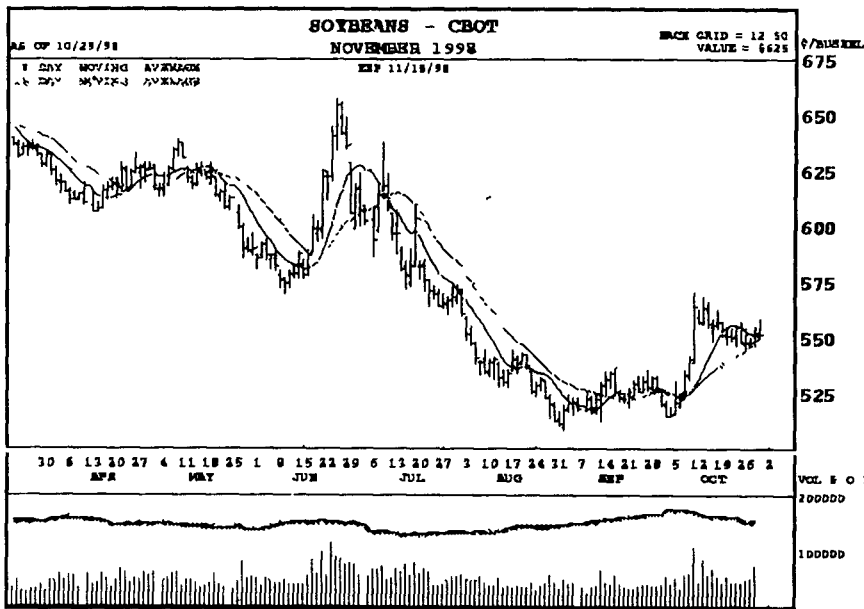


Symbol	Open	High	Low	Last Chge
LC28 - 10/29/98	6610	6610	6480	6492 -100

Moving Average			Momentum				
Day	09	18	40	Day	09	18	40
	6551	6519	6383		-70	+280	+447

Stochastic			Directional Indicator				
Day	09	14	20	Day	09	14	20
Sto	25.37	25.37	66.59	ADX	27.45	24.31	20.58
%k	55.18	62.23	79.99	-DI	24.57	21.78	21.11
%d	64.32	75.19	83.47	+DI	25.85	25.16	25.08

Relative Strength			Historic Volatility				
Day	09	14	20	Day	09	14	20
	18.16	52.75	53.48		15.45%	12.98%	14.17%



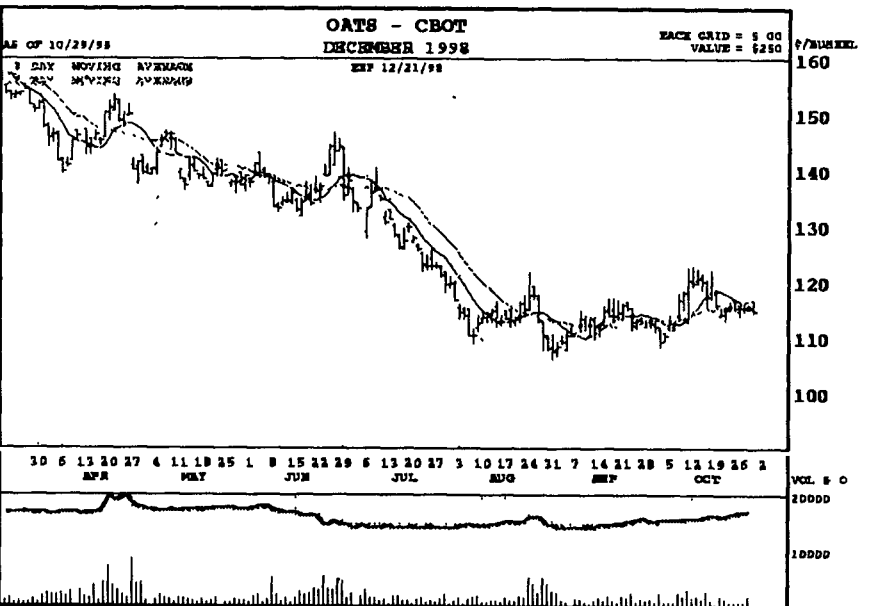
Volume and Open Interest | Stochastic | Relative Strength

Symbol	Open	High	Low	Last Chge
SB8 - 10/29/98	5571	5584	5514	5516 -6

Moving Average			Momentum				
Day	09	18	40	Day	09	18	40
	5571	5504	5362		-56	+306	+396

Stochastic			Directional Indicator				
Day	09	14	20	Day	09	14	20
Sto	44.6	27.76	14.77	ADX	34.73	30.42	27.59
%k	36.46	41.20	65.17	DI	13.17	14.03	15.25
%d	35.41	41.51	64.51	+DI	28.88	29.18	28.17

Relative Strength			Historic Volatility				
Day	09	14	20	Day	09	14	20
	46.3	51.52	54.95		10.83%	17.46%	19.99%



Volume and Open Interest | Stochastic | Relative Strength

Symbol	Open	High	Low	Last Chge
OZ8 - 10/29/98	1154	1166	1144	1146 -6

Moving Average			Momentum				
Day	09	18	40	Day	09	18	40
	1152	1166	1145		-34	+22	+54

Stochastic			Directional Indicator				
Day	09	14	20	Day	09	14	20
Sto	27.27	16.22	40.38	ADX	15.09	12.06	11.36
%k	26.86	26.33	47.13	-DI	19.35	19.86	20.77
%d	29.38	34.93	50.76	+DI	19.38	20.29	20.68

Relative Strength			Historic Volatility				
Day	09	14	20	Day	09	14	20
	43.65	47.28	47.93		13.50%	15.51%	21.80%

Bfp Milk Futures: Settlement Prices as of 10/29/98 07:00 PM

MTH/ STRIKE	SETT	PT CHGE	EST VOL	----- PRIOR SETT	DAY VOL	----- INT
DA BFP						
OCT98	15.96	-2	13	15.98	13	588
NOV98	16.30	+8	40	16.22	32	543
DEC98	14.84	+12	26	14.72	16	474
JAN99	13.37	+11	13	13.26	3	164
FEB99	12.58	-2	12	12.60	1	159
MAR99	12.45	-11	12	12.56	3	170
APR99	12.27	-1	3	12.28	6	52
MAY99	12.00	-13		12.13	5	78
JUN99	12.00	-12	4	12.12	4	61
JLY99	12.35	UNCH		12.35	3	25
AUG99	12.60	UNCH		12.60	2	16
SEP99	12.75	-5	1	12.80		2
TOTAL			EST.VOL	VOL	OPEN INT.	
TOTAL			124	88	2332	