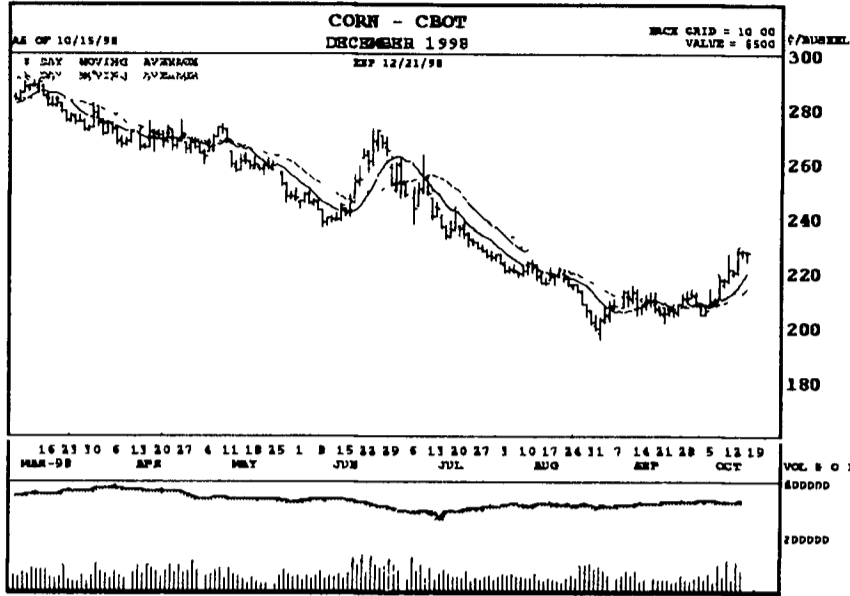


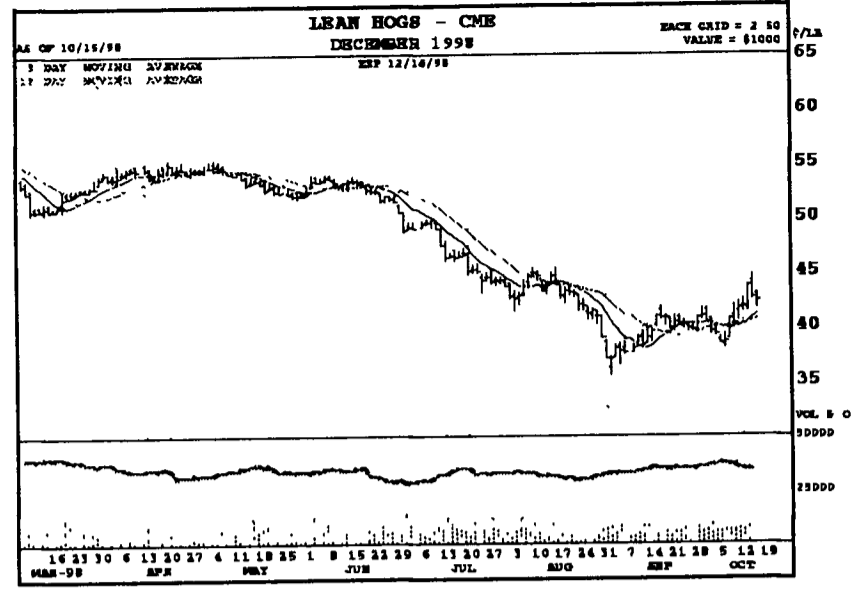
GRAIN, CATTLE, HOG, MILK, BUTTER, AND CHEESE FUTURES MARKETS

Markets Courtesy Of Chicago Board and Mercantile Exchange
(Closing bids: Thursday, October 15, 1998)

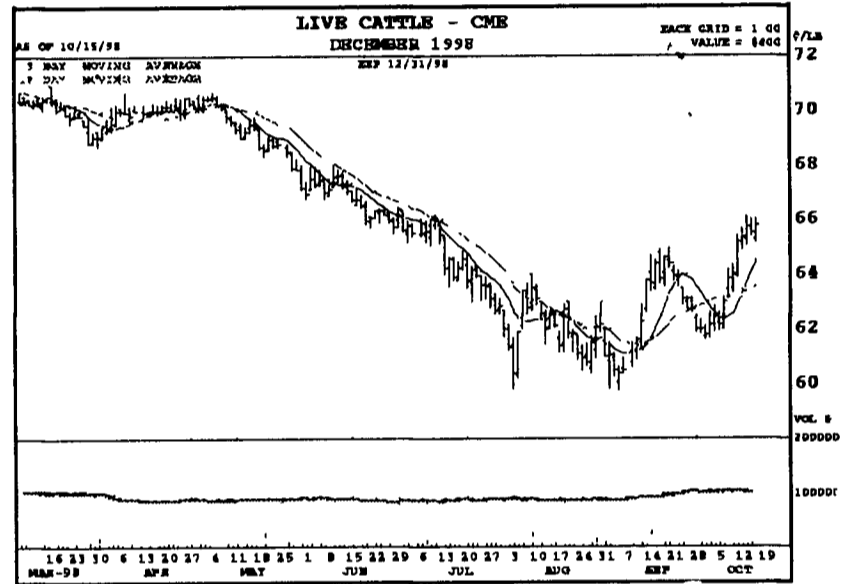


Volume and Open Interest | Stochastic | Relative Strength

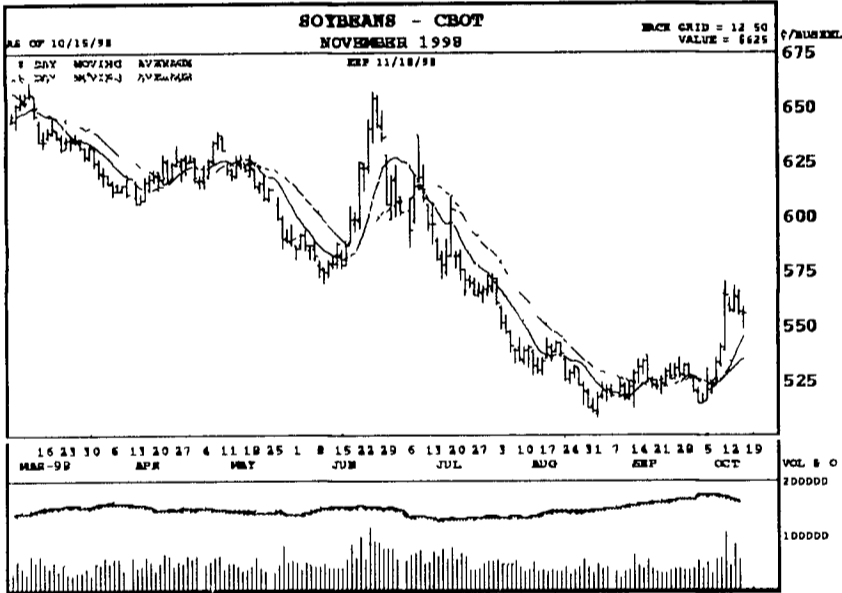
Symbol	Open	High	Low	Last Chge
10/15/98	228	230	225	228
Moving Average				
Day	09	18	40	
	4110	4058	4008	
Momentum				
Day	09	18	40	
				+305
Stochastic				
Day	09	14	20	
Sto	65	65	65	65
%k	71	72	72	72
%d	67	68	70	78
Directional Indicator				
Day	09	14	20	
ADX	27	36	22	03
DI	15	38	17	93
+DI	31	84	29	54
-DI				27
Relative Strength				
Day	09	14	20	
	61	09	58	11
				51
				73
Historic Volatility				
Day	09	14	20	
	17	97%	38	66%
				34
				27%



Symbol	Open	High	Low	Last Chge
LH28 - 10/15/98	4280	4297	4165	4235
Moving Average				
Day	09	18	40	
	4110	4058	4008	
Momentum				
Day	09	18	40	
				+305
Stochastic				
Day	09	14	20	
Sto	65	65	65	65
%k	71	72	72	72
%d	67	68	70	78
Directional Indicator				
Day	09	14	20	
ADX	27	36	22	03
DI	15	38	17	93
+DI	31	84	29	54
-DI				27
Relative Strength				
Day	09	14	20	
	61	09	58	11
				51
				73
Historic Volatility				
Day	09	14	20	
	17	97%	38	66%
				34
				27%

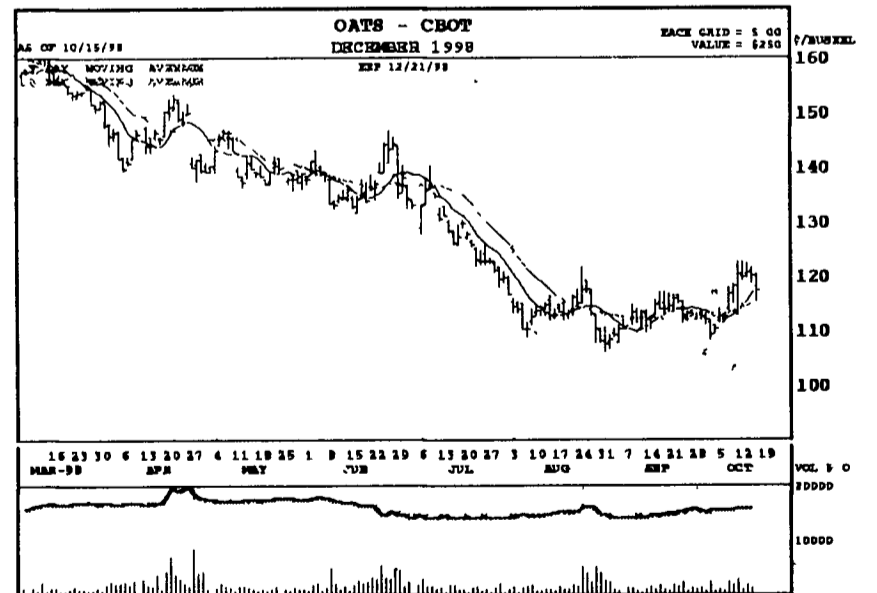


Symbol	Open	High	Low	Last Chge
LC28 - 10/15/98	65	66	64	65
Moving Average				
Day	09	18	40	
	4110	4058	4008	
Momentum				
Day	09	18	40	
				+18
Stochastic				
Day	09	14	20	
Sto	65	65	65	65
%k	71	72	72	72
%d	67	68	70	78
Directional Indicator				
Day	09	14	20	
ADX	28	37	22	03
DI	15	37	12	70
+DI	30	89	30	32
-DI				7
Relative Strength				
Day	09	14	20	
	75	15	08	13
				6
				11
				13
				1
				55%
Historic Volatility				
Day	09	14	20	
	11	17	13	12
				1
				55%



Volume and Open Interest | Stochastic | Relative Strength

Symbol	Open	High	Low	Last Chge
10/15/98	550	555	545	550
Moving Average				
Day	09	18	40	
	4110	4058	4008	
Momentum				
Day	09	18	40	
				+18
Stochastic				
Day	09	14	20	
Sto	65	65	65	65
%k	71	72	72	72
%d	67	68	70	78
Directional Indicator				
Day	09	14	20	
ADX	28	37	22	03
DI	15	37	12	70
+DI	30	89	30	32
-DI				7
Relative Strength				
Day	09	14	20	
	75	15	08	13
				6
				11
				13
				1
				55%
Historic Volatility				
Day	09	14	20	
	11	17	13	12
				1
				55%



Volume and Open Interest | Stochastic | Relative Strength

Symbol	Open	High	Low	Last Chge
10/15/98	100	105	98	100
Moving Average				
Day	09	18	40	
	4110	4058	4008	
Momentum				
Day	09	18	40	
				+18
Stochastic				
Day	09	14	20	
Sto	65	65	65	65
%k	71	72	72	72
%d	67	68	70	78
Directional Indicator				
Day	09	14	20	
ADX	28	37	22	03
DI	15	37	12	70
+DI	30	89	30	32
-DI				7
Relative Strength				
Day	09	14	20	
	75	15	08	13
				6
				11
				13
				1
				55%
Historic Volatility				
Day	09	14	20	
	11	17	13	12
				1
				55%

