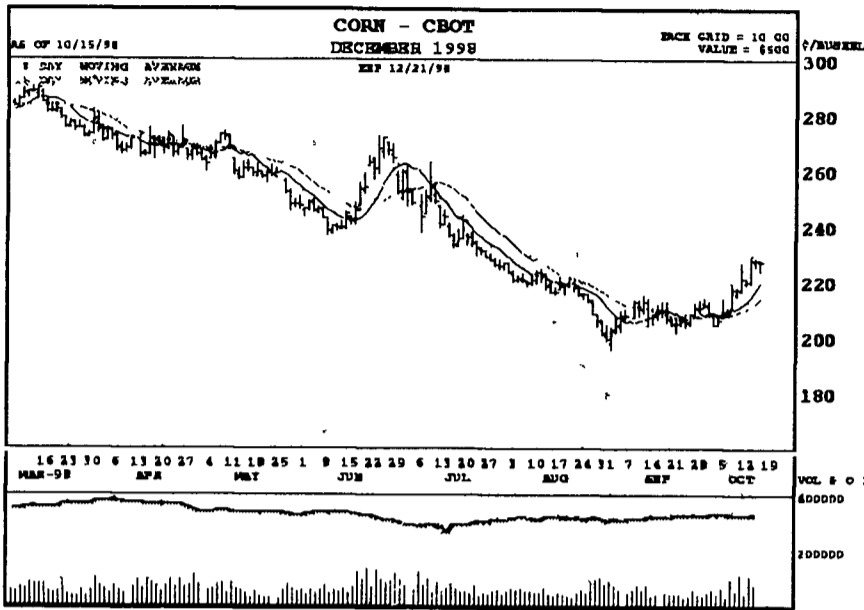


GRAIN, CATTLE, HOG, MILK, BUTTER, AND CHEESE FUTURES MARKETS

Markets Courtesy Of Chicago Board and Mercantile Exchange
(Closing bids: Thursday, October 15, 1998)



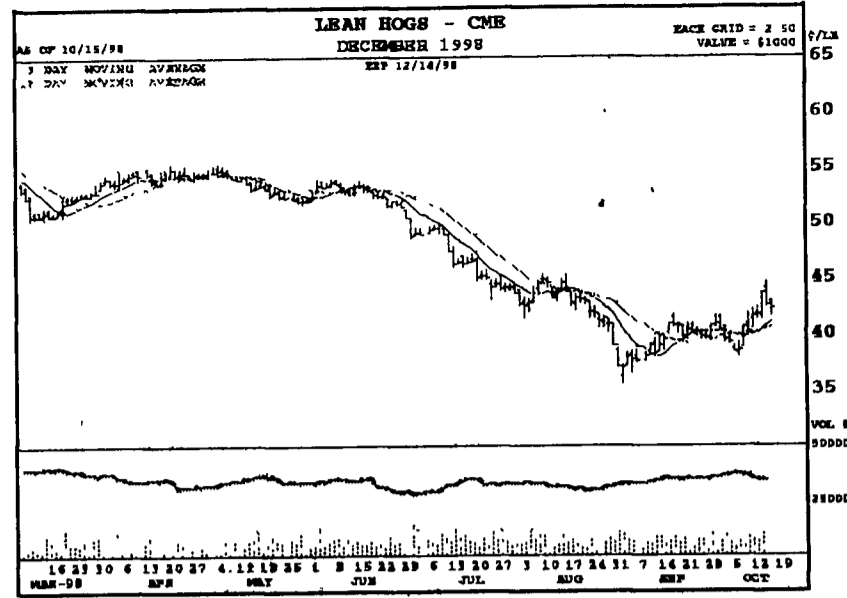
Volume and Open Interest Stochastic Relative Strength

Symbol	Open	High	Low	Last Chge
1	274	274	262	262

Moving Average	Momentum
Day 09 18 40	Day 09 18 40
4110 4058 4008	+305 +200 -77

Stochastic	Directional Indicator
Day 09 14 20	Day 09 14 20
Sto 65 65 65 65 65	ADX 27 36 22 03 24 79
%k 71 72 71 97 72 72	DI 15 38 17 93 20 54
%d 67 04 68 10 70 78	+DI 31 84 29 54 27 25

Relative Strength	Historic Volatility
Day 09 14 20	Day 09 14 20
61 00 58 11 54 73	42 977 38 668 34 278

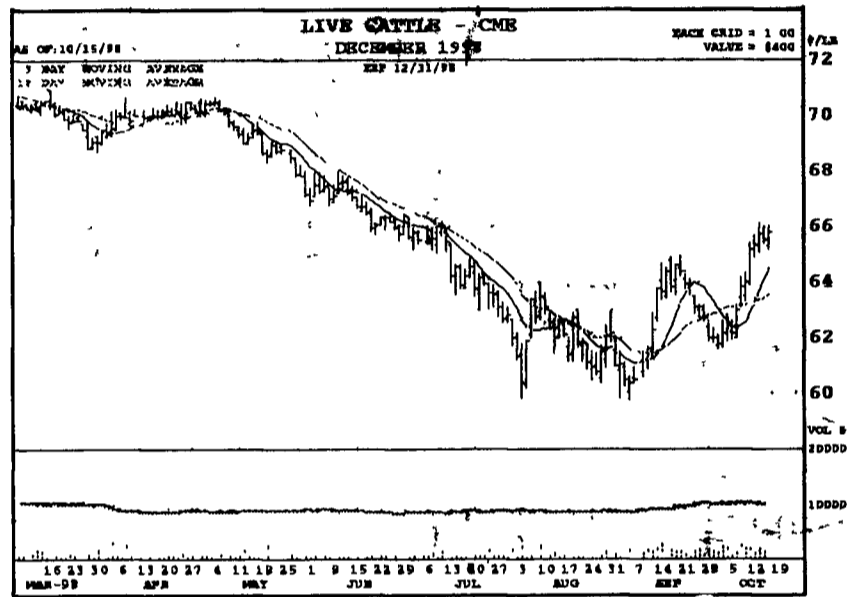


Symbol	Open	High	Low	Last Chge
LHZ8 - 10/15 98	4280	4297	4165	4235 -20

Moving Average	Momentum
Day 09 18 40	Day 09 18 40
4110 4058 4008	+305 +200 -77

Stochastic	Directional Indicator
Day 09 14 20	Day 09 14 20
Sto 65 65 65 65 65	ADX 27 36 22 03 24 79
%k 71 72 71 97 72 72	DI 15 38 17 93 20 54
%d 67 04 68 10 70 78	+DI 31 84 29 54 27 25

Relative Strength	Historic Volatility
Day 09 14 20	Day 09 14 20
61 00 58 11 54 73	42 977 38 668 34 278

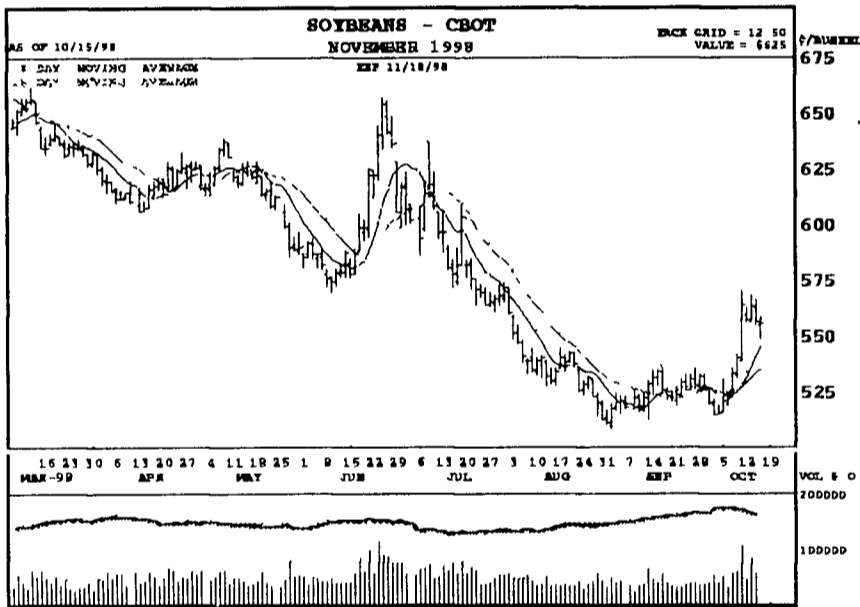


Symbol	Open	High	Low	Last Chge
LC88 - 10/15/98	675	675	657	657

Moving Average	Momentum
Day 09 18 40	Day 09 18 40
149 6150 1 1	183 10

Stochastic	Directional Indicator
Day 09 14 20	Day 09 14 20
%k 41 42 42 42 42	ADX 24 25 25 25 25 25
%d 40 40 40 40 40	DI 12 70 15 54
	+DI 32 04 30 12 27 35

Relative Strength	Historic Volatility
Day 09 14 20	Day 09 14 20
75 15 68 48 6 1	11 8 12 376 1 558



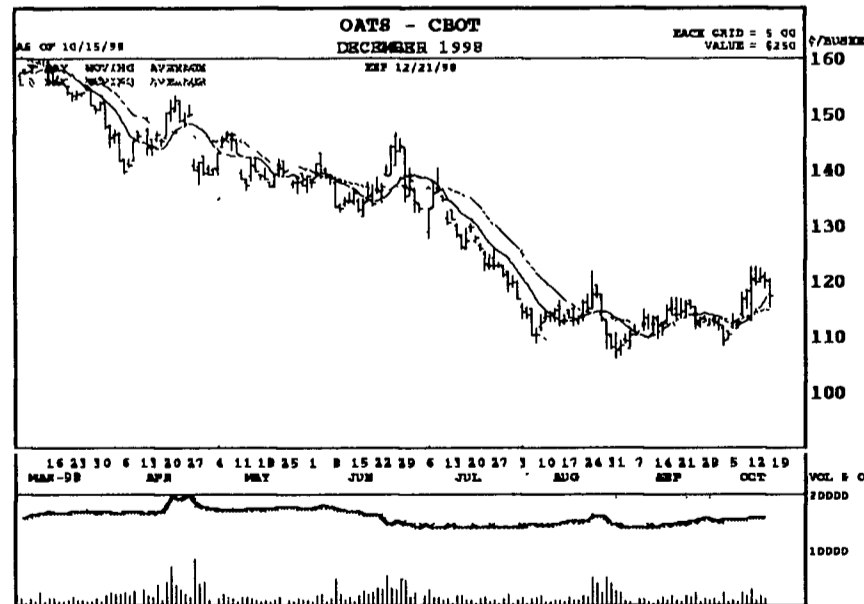
Volume and Open Interest Stochastic Relative Strength

Symbol	Open	High	Low	Last Chge
1	525	525	513	513

Moving Average	Momentum
Day 09 18 40	Day 09 18 40
1 1	183 10

Stochastic	Directional Indicator
Day 09 14 20	Day 09 14 20
%k 41 42 42 42 42	ADX 24 25 25 25 25 25
%d 40 40 40 40 40	DI 12 70 15 54
	+DI 32 04 30 12 27 35

Relative Strength	Historic Volatility
Day 09 14 20	Day 09 14 20
75 15 68 48 6 1	11 8 12 376 1 558



Volume and Open Interest Stochastic Relative Strength

Symbol	Open	High	Low	Last Chge
28 - 10/15 98	1200	1204	1154	1172 26

Moving Average	Momentum
Day 09 18 40	Day 09 18 40
11 11 11 1136	+70 +12 +5

Stochastic	Directional Indicator
Day 09 14 20	Day 09 14 20
Sto 52 77 6 50 62 20	ADX 30 43 30 47 16 68
%k 71 47 1 7 71 88	DI 19 83 19 70 20 83
%d 7 4 74 11 74 73	+DI 2 56 22 90 22 50

Relative Strength	Historic Volatility
Day 09 14 20	Day 09 14 20
71 51 54 8 5 88	26 808 25 568 23 818

