


**PENNSYLVANIA MASTER
CORN GROWERS ASSOCIATION**

President's Message

Chris Kimmel
President, PMCGA



(Continued from Page 1)

\$4.5 billion to total net farm income.

The NCGA has also been working for the corn growers

for strong trade policies, water quality issues, deficiency air programs, and research.

The PMCGA has many

activities going. We have printed a one-sheet handout about Pennsylvania corn. These are available if your

would like to hand some out at meetings or banquets.

For this winter there are two corn conferences planned. The first one is at the Mercer extension office on Dec. 18, from 8:30 a.m. - 3 p.m. The second meeting is Jan. 15 at the Days Inn Conference Center in Foglesville from 9 a.m. - 4

p.m. The two meetings are different and I would encourage you to attend them.


Information on the meetings are in *Corn Talk*. There will be lots of grower information, with the intent of helping you, the producer, at the meetings.

I hope you have a good and safe harvest.

See Your High Performance Kinze Dealer, Binkley & Hurst Bros. Inc. For Top Performance In Planting. You Need A Kinze From Binkley & Hurst Bros. Inc.

KINZE - Planters that Simply Plant!

Purchase Now For Large Pre-Season Discounts.



2600 Twin-Line® 16 Row N with solid row Interplant® Package for 31 Row 15"

6, 8, 12 and 16 Row TWINLINE
(12' Transport Width)

Easy-assess, end-mounted seed transmissions make rate changes simple. Precision-cut plated sprockets. Rates every 3% or less. Spring-loaded contact drive tires smooth engage/disengage of the drive and reduce residue, rock and mud problems.

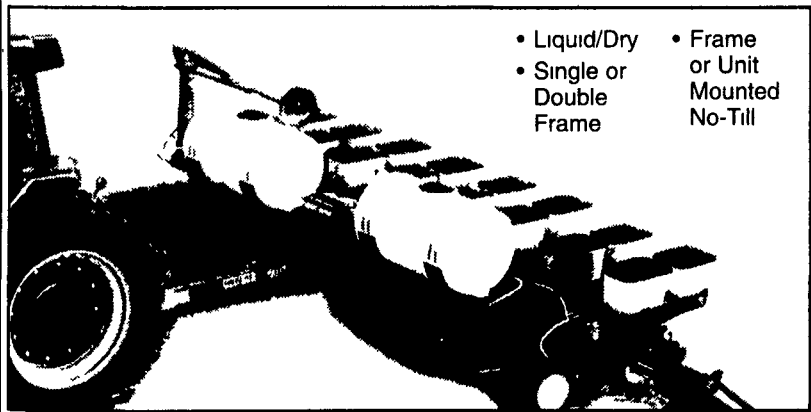
KINZE® 2500/2600 Twin-Line® Planters.

For today's more sophisticated, diversified producers, KINZE's exclusive rotating in-line transport as narrow as 11" (13" on wide row models). Choose Interplant® of liquid/dry fertilizer options.

- Markers
- No-Till Openers
- Liquid or Dry Fertilizer

PULL TYPE MODELS 4, 6 OR 8 ROW 28" - 40" Rows

We Offer More Configurations To Meet Your Specific Planting Requirements



- Liquid/Dry
- Single or Double Frame
- Frame or Unit Mounted No-Till

KINZE ROW UNITS

We Sell Complete Replacement Row Units At Our Parts Dept.

You start with a simple, dependable row unit design with easy adjustments that give you exact depth control, and the most ideal seed-to-soil contact possible. At KINZE we call it "Precision Placement." Simply put, it's the toughest, most dependable system in the field today.

How does it work? At the exact point of seed placement, 15" double disc openers and dual gauge wheels combine to mold a clean, consistent V-formed seed trench at a pre-set depth. Trailing V-closing wheels then securely press the seed trench walls on each side of the seed for positive seed-to-soil contact, virtually eliminating air pockets and leaving a loose "hill" of soil on top of the seed. It's the ideal environment for the emerging seedling.

Each row unit is independently adjustable for depth and down pressure. Spring-loaded parallel arms give you all the flexibility you need. Down pressure? Your choice. Standard, quick-adjustable dual springs for conventional planting, or quad springs (shown right) for conservation tillage. Each with four positions so you can set the unit's down force for your conditions.

THE KEY TO EARLY SEED GERMINATION



Bring Your Corn and Bean Planter Meters To Binkley & Hurst Bros., Inc. and Have Tested On Our Computerized Test Stand For Maximum Planting Performance.

Great Harvests Start Here.



Before you plant! We offer you the most accurate, full-service corn meter test facility around. With the parts, service support and experience you need to operate efficiently. Let us show you how we can test your corn meters and fine-tune your planter to ensure the kind of seed-to-soil placement and population accuracy you want for your best harvest results. Before you plant! Call today!

• KINZE • JOHN DEERE • NEW IDEA • KINZE •

HAVE YOUR CORN PLANTER READY FOR SPRING

Now Testing
• KINZE • JOHN DEERE
• CASE IH • NEW IDEA
Computerized Testing Means More For Your Money

- FINGER PICKUP ROW UNITS
- ROW UNIT SEED COUNT SENSORS
- PLANTER MONITORS

WE REPAIR

AFTER ROW UNIT IS REPAIRED WE TEST RUN EACH ROW UNIT ON OUR COMPUTERIZED TEST STAND TO MAKE SURE EACH UNIT IS PLANTING TO MAXIMUM EFFICIENCY - THEN WE GIVE YOU A READ-OUT OF EACH ROW UNITS' PLANTING ACCURACY


• NEW IDEA • KINZE • JOHN DEERE • KINZE • JOHN DEERE • JOHN DEERE • KINZE • NEW IDEA • KINZE • JOHN DEERE •

NOTICE!
Before You Store Your Planter For Winter Let Binkley & Hurst Bros. Evaluate Your Planter With an Up Time Planter Check Up

KINZE • CASE IH • MONOSEM • NEW IDEA JD 7000 PLANTERS

It really makes sense if you take a minute to think about it. In winter, your planter is buried behind other equipment in an unheated equipment shed or barn floor. Any questions or problems concerning use of your planter this spring are still fresh in your mind and can be addressed.


Think About It, Give Us A Call Today!



30 Point Checkup Improves Your Planters Performance

Put Your Planter In Storage FIELD READY and Rest Easy Between Now and Next Planter Season

Please Ask For The Planter Shop When Calling To Schedule An Appointment




Kinze Planters
Adaptability to Smart Box® Applicator System For Electronic Metering of Granular Pesticides.

Binkley & Hurst Bros. Is Your Authorized Scienco® Smart Box® Dealer.

Lock N' Load® Also Available.

Up-Time Service For After Sale Support. Corn Meter and Monitor Test Center and Complete Overhaul Certified Planter Service.

New Kinze 640 Bu. Grain Cart In Stock



Unloading Capacity at up to 210 Bushel Per Minute. Ask About Financing!

BINKLEY-HURST BROS. INC.
Fax 717-626-0996

133 Rothsville Station Rd.
P.O. Box 0395, Lititz, PA 17543-0395
(717) 626-4705 1-800-414-4705

Farm Plan. A Service of FPC Financial

We Have Your PARTS Needed For Maximum Performance At Lower Prices