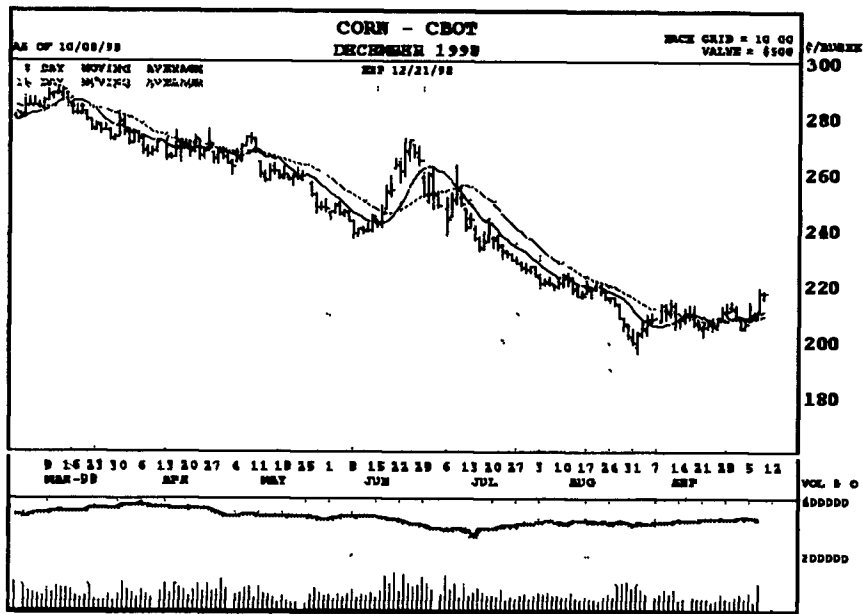
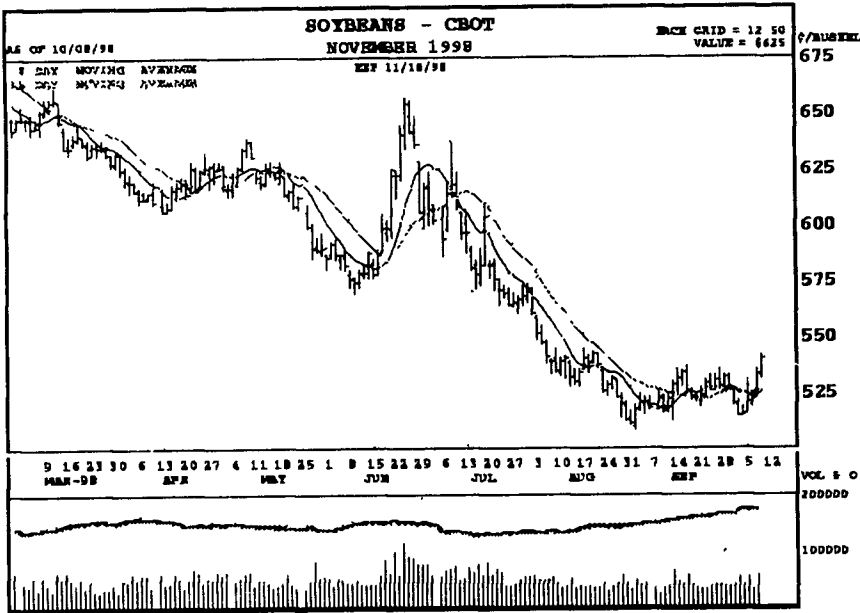


GRAIN, CATTLE, HOG, MILK, BUTTER, AND CHEESE FUTURES MARKETS

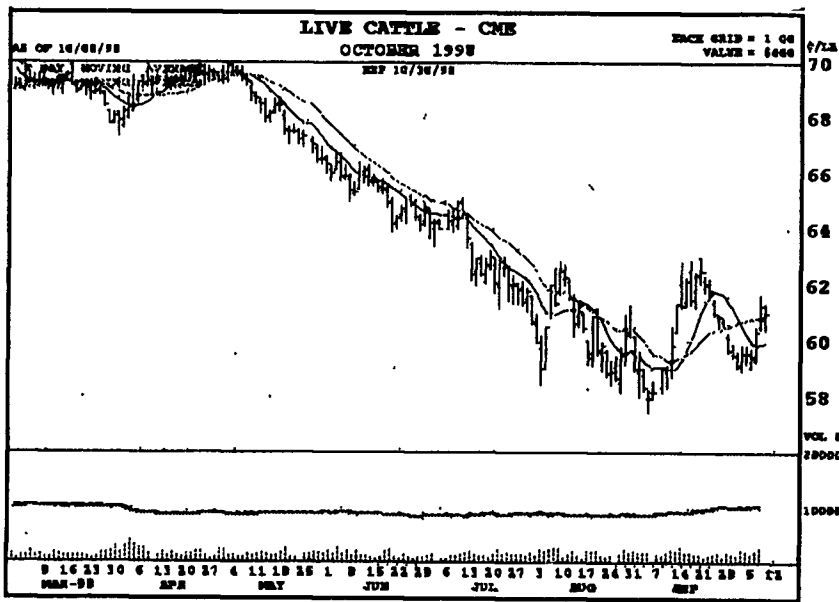
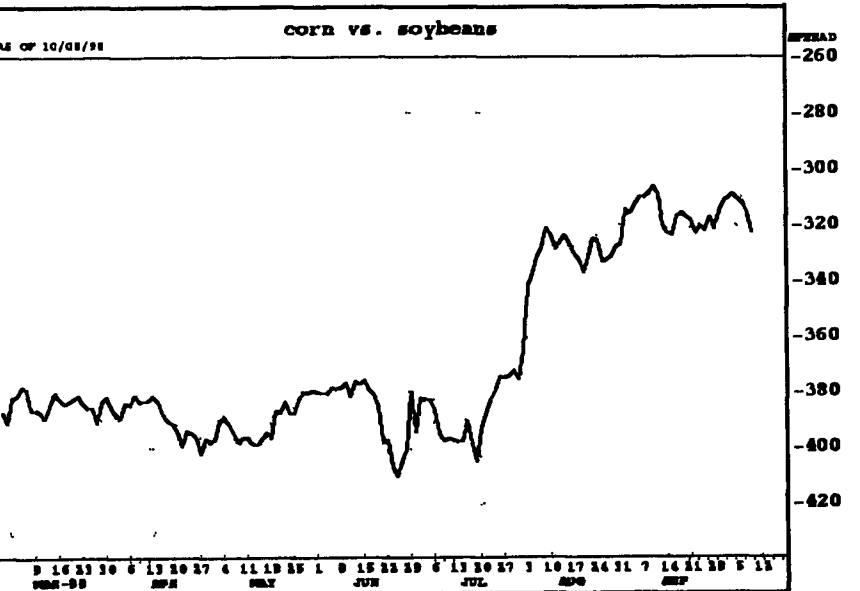
Markets Courtesy Of Chicago Board and Mercantile Exchange
(Closing bids: Thursday, October 8, 1998)



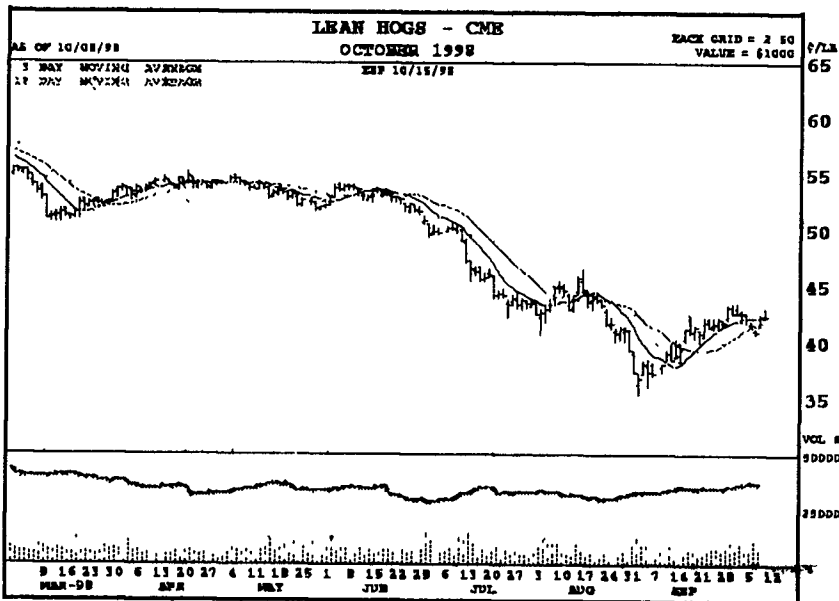
Volume and Open Interest		Stochastic		Relative Strength	
Symbol	10/08/98	Open	High	Low	Last Chge
2Z8	10/08/98	2154	2176	2150	2172 unch
---Moving Average---		---Momentum---		---	
Day	09	18	40	Day	09
	2106	2091	2102		+06
---Stochastic---		---Directional Indicator---		---	
Day	09	14	20	Day	09
Sto	87 94	8 71	67 71	ADX	23 74
%k	1 17	74 89	74 16	DI	14 47
%d	54 45	67 11	6 44	+DI	57 50
---Relative Strength---		---Historic Volatility---		---	
Day	09	14	20	Day	09
	57 59	54 10	51 79		15 17%



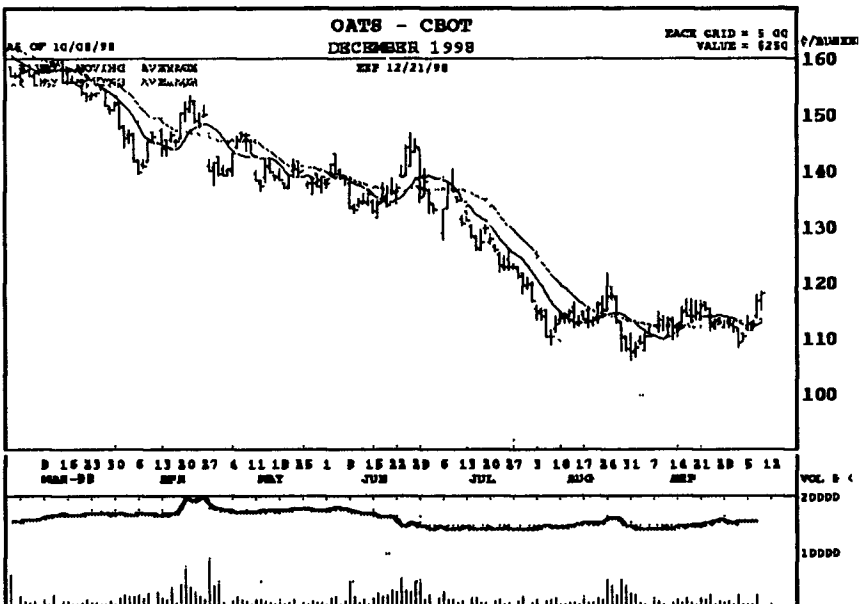
Volume and Open Interest		Stochastic		Relative Strength	
Symbol	10/08/98	Open	High	Low	Last Chge
SX8	10/08/98	5326	5420	5314	5404 +70
---Moving Average---		---Momentum---		---	
Day	09	18	40	Day	09
	5254	5263	5263		+124
---Stochastic---		---Directional Indicator---		---	
Day	09	14	20	Day	09
Sto	94 50	94 50	94 42	ADX	24 33
%k	63 96	65 00	67 49	DI	12 20
%d	46 30	49 43	51 09	+DI	36 86
---Relative Strength---		---Historic Volatility---		---	
Day	09	14	20	Day	09
	6 64	61 14	54 63		17 21%



Symbol	10/08/98	Open	High	Low	Last Chge
LCV8	10/08/98	6085	6132	6035	6095 -30
---Moving Average---		---Momentum---		---	
Day	09	18	40	Day	09
	5990	6076	6010		+45
---Stochastic---		---Directional Indicator---		---	
Day	09	14	20	Day	09
Sto	74 36	60 06	50 12	ADX	23 27
%k	58 83	43 06	46 46	-DI	17 44
%d	41 33	33 65	43 53	+DI	30 60
---Relative Strength---		---Historic Volatility---		---	
Day	09	14	20	Day	09
	57 59	54 10	51 79		15 17%



Symbol	10/08/98	Open	High	Low	Last Chge
LHV8	10/08/98	4220	4295	4210	4235 +5
---Moving Average---		---Momentum---		---	
Day	09	18	40	Day	09
	4223	4181	4107		+55
---Stochastic---		---Directional Indicator---		---	
Day	09	14	20	Day	09
Sto	60 00	63 33	78 85	ADX	21 74
%k	48 08	60 22	74 98	-DI	19 65
%d	50 23	64 50	76 97	+DI	32 08
---Relative Strength---		---Historic Volatility---		---	
Day	09	14	20	Day	09
	5 39	54 89	51 92		28 27%



Volume and Open Interest		Stochastic		Relative Strength	
Symbol	10/08/98	Open	High	Low	Last Chge
OZ8	10/08/98	1166	1184	1150	1182 +14
---Moving Average---		---Momentum---		---	
Day	09	18	40	Day	09
	1130	1135	1130		+52
---Stochastic---		---Directional Indicator---		---	
Day	09	14	20	Day	09
Sto	97 50	97 50	97 50	ADX	23 84
%k	72 40	68 86	70 20	-DI	15 35
%d	53 34	51 81	55 10	+DI	32 91
---Relative Strength---		---Historic Volatility---		---	
Day	09	14	20	Day	09
	70 62	62 96	57 07		26 23%