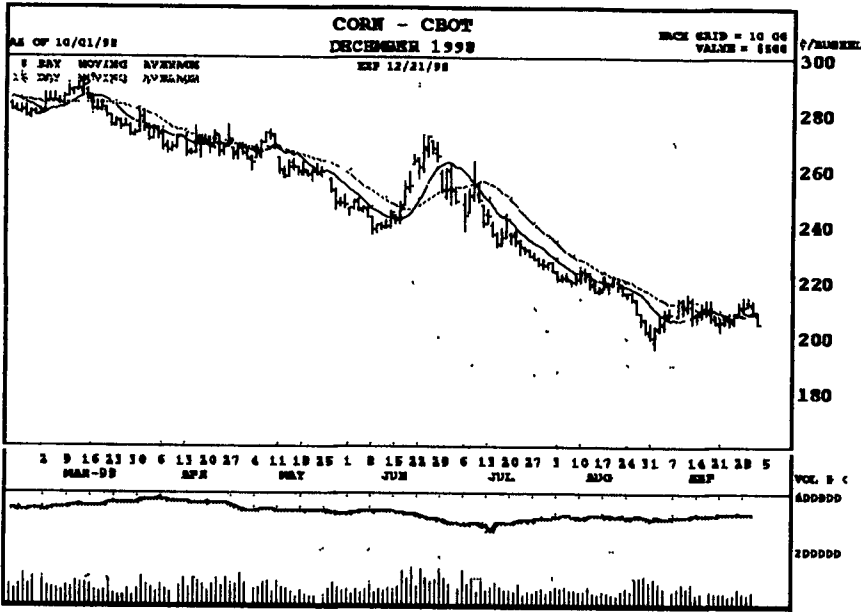


GRAIN, CATTLE, HOG, MILK, BUTTER, AND CHEESE FUTURES MARKETS

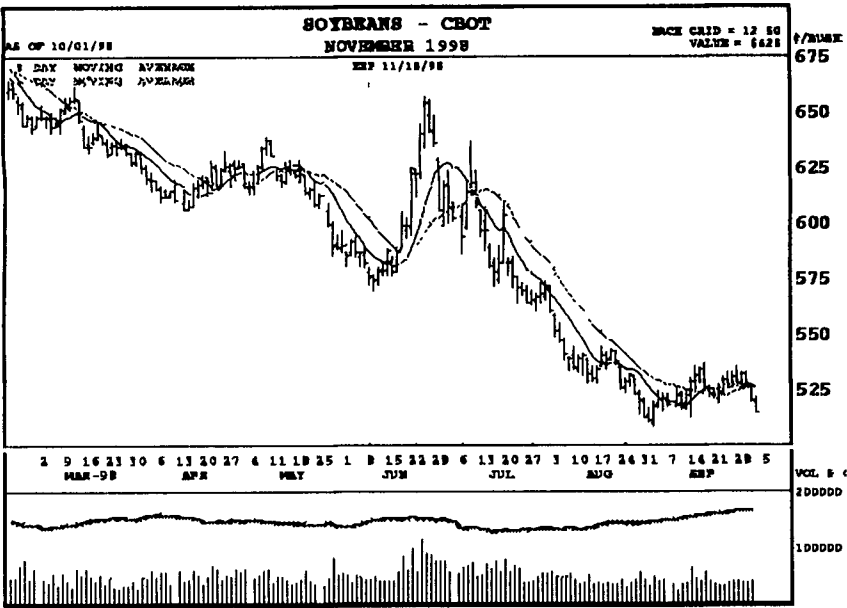
Markets Courtesy Of Chicago Board and Mercantile Exchange
(Closing bids: Thursday, October 1, 1998)



Volume and Open Interest Stochastic Relative Strength

Symbol	Open	High	Low	Last Chge
CZ8 - 10/01/98	2084	2090	2044	2046 -42

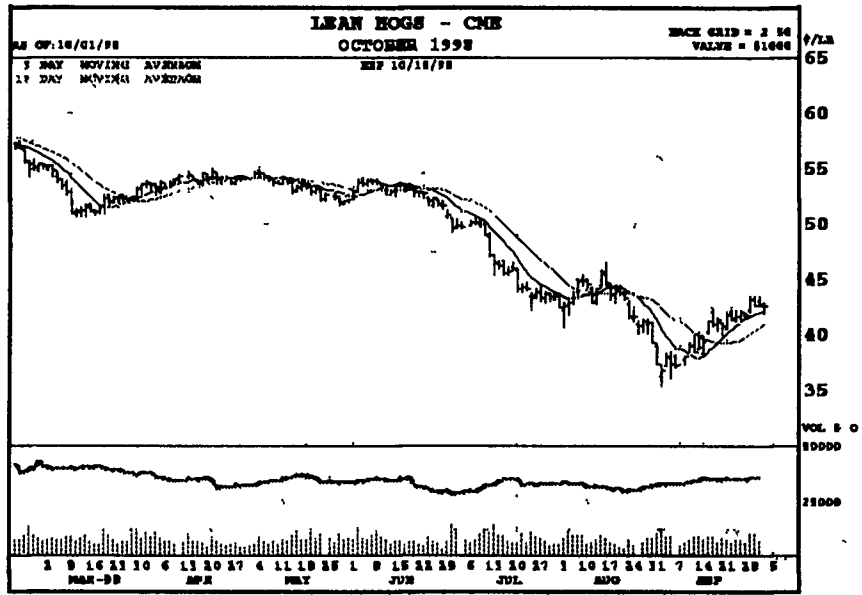
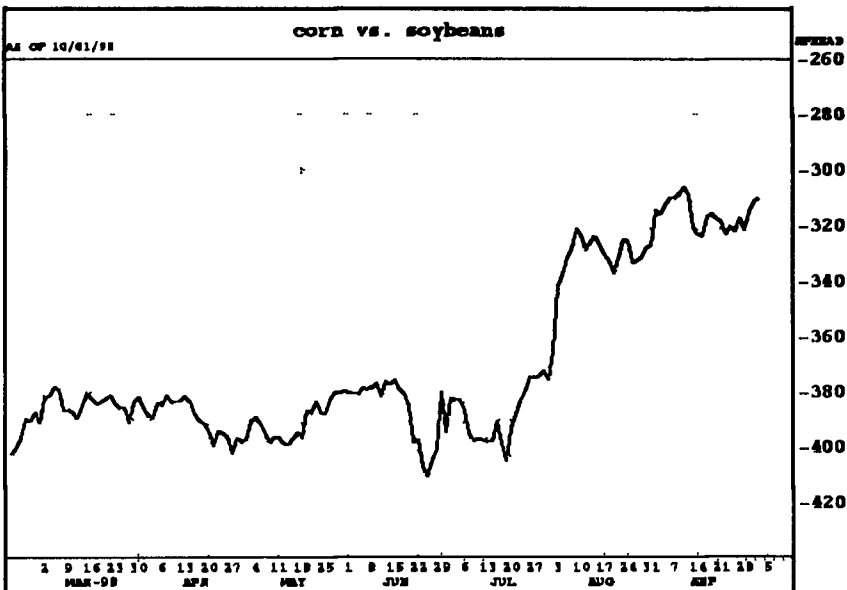
---Moving Average---			---Momentum---				
Day	09	18	40	Day	09	18	40
	2080	2085	2113		-2	-32	-156
---Stochastic---			---Directional Indicator---				
Day	09	14	20	Day	09	14	20
Sto	22 92	22 92	21 15	ADX	17 87	19 10	20 87
%k	50 36	48 30	51 26	-DI	26 65	25 61	25 79
%d	55 37	54 15	59 82	+DI	16 65	17 00	17 14
---Relative Strength---			---Historic Volatility---				
Day	09	14	20	Day	09	14	20
	38 36	39 95	39 90		16 66%	15 35%	19 52%



Volume and Open Interest Stochastic Relative Strength

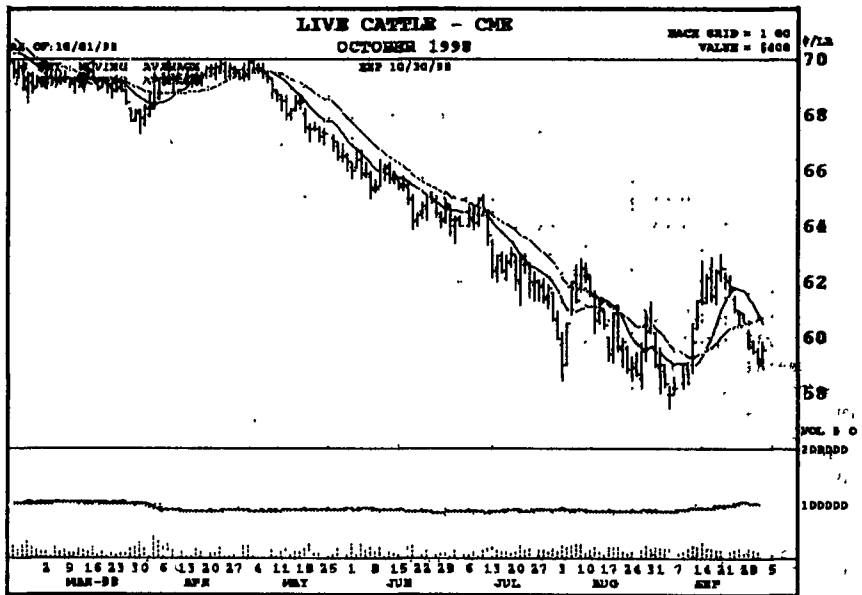
Symbol	Open	High	Low	Last Chge
SX8 - 10/01/98	5200	5220	5150	5152 -54

---Moving Average---			---Momentum---				
Day	09	18	40	Day	09	18	40
	5260	5256	5275		74	-32	-260
---Stochastic---			---Directional Indicator---				
Day	09	14	20	Day	09	14	20
Sto	1 72	1 16	11 46	ADX	17 55	14 31	15 36
%k	29 22	38 26	43 24	-DI	24 36	22 59	22 74
%d	46 36	55 12	57 79	+DI	11 36	13 19	14 59
---Relative Strength---			---Historic Volatility---				
Day	09	14	20	Day	09	14	20
	35 53	38 80	39 75		13 78%	13 23%	13 55%



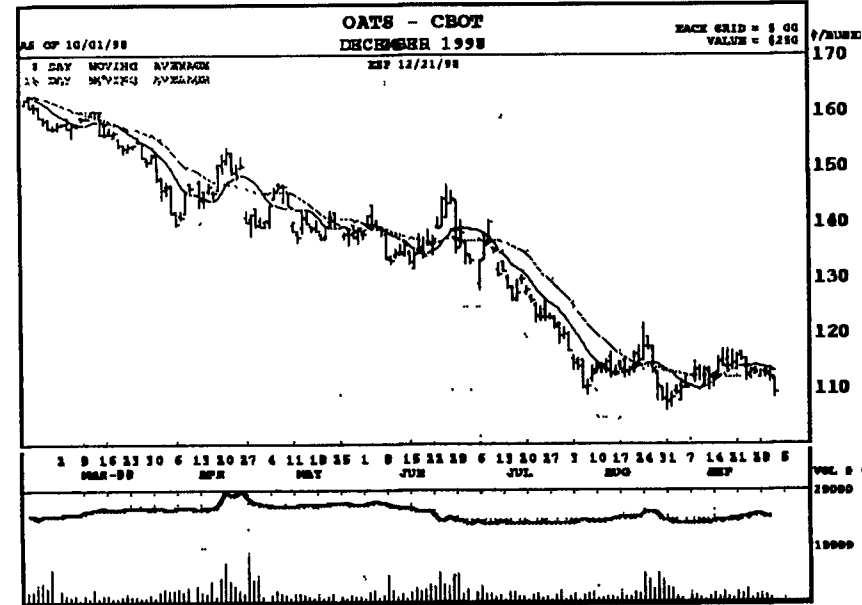
Symbol	Open	High	Low	Last Chge
LHV8 - 10/01/98	4275	4285	4182	4255 -7

---Moving Average---			---Momentum---				
Day	09	18	40	Day	09	18	40
	4215	4094	4137		+183	+543	-67
---Stochastic---			---Directional Indicator---				
Day	09	14	20	Day	09	14	20
Sto	70 00	82 69	87 92	ADX	26 89	21 65	26 56
%k	77 74	85 98	89 58	-DI	18 58	21 82	24 70
%d	81.13	87 11	88 24	+DI	26 94	25 51	23 79
---Relative Strength---			---Historic Volatility---				
Day	09	14	20	Day	09	14	20
	62 58	57 19	52 76		21 11%	25 99%	26 43%



Symbol	Open	High	Low	Last Chge
LCV8 - 10/01/98	5915	5980	5892	5952 +45

---Moving Average---			---Momentum---				
Day	09	18	40	Day	09	18	40
	6043	6070	6026		-298	+140	-245
---Stochastic---			---Directional Indicator---				
Day	09	14	20	Day	09	14	20
Sto	17 75	14 81	37 84	ADX	25 06	20 82	21 40
%k	12 80	23 22	41 72	-DI	29 95	27 47	26 85
%d	21 22	38 93	50 99	+DI	20 08	21 99	21 89
---Relative Strength---			---Historic Volatility---				
Day	09	14	20	Day	09	14	20
	39 77	43 41	44 50		9 97%	13 96%	16 71%



Volume and Open Interest Stochastic Relative Strength

Symbol	Open	High	Low	Last Chge
OZ8 - 10/01/98	1114	1116	1084	1092 -26

---Moving Average---			---Momentum---				
Day	09	18	40	Day	09	18	40
	1130	1132	1127		-52	-10	-12
---Stochastic---			---Directional Indicator---				
Day	09	14	20	Day	09	14	20
Sto	9 38	8 82	13 89	ADX	22 21	16 89	17 45
%k	20 80	31 07	41 22	-DI	31 67	28 49	28 08
%d	33 26	44 53	52 55	+DI	11 53	14 49	16 24
---Relative Strength---			---Historic Volatility---				
Day	09	14	20	Day	09	14	20
	29 86	36 22	38 31		18 38%	18 40%	20 31%