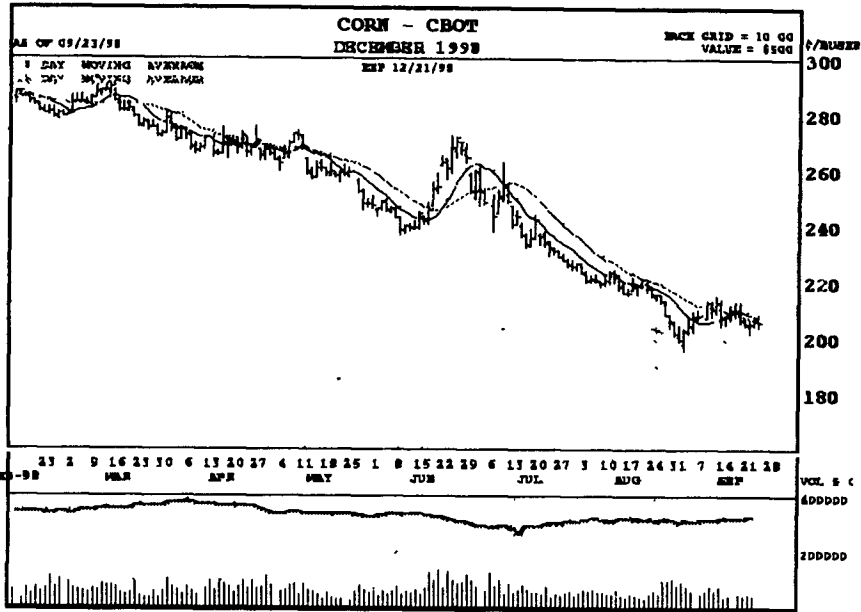


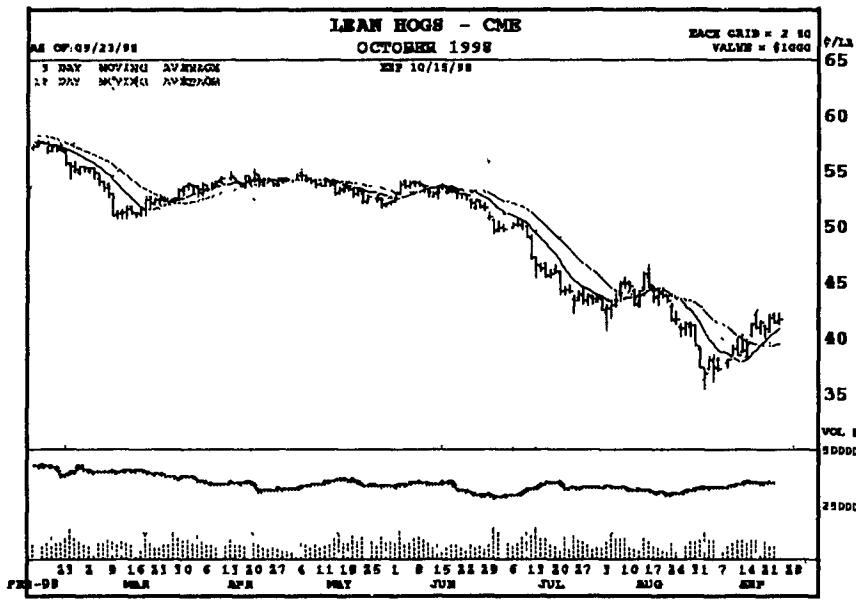
GRAIN, CATTLE, HOG, MILK, BUTTER, AND CHEESE FUTURE MARKETS

Markets Courtesy Of Chicago Board and Mercantile Exchange
(Closing bids: Wednesday, September 23, 1998)

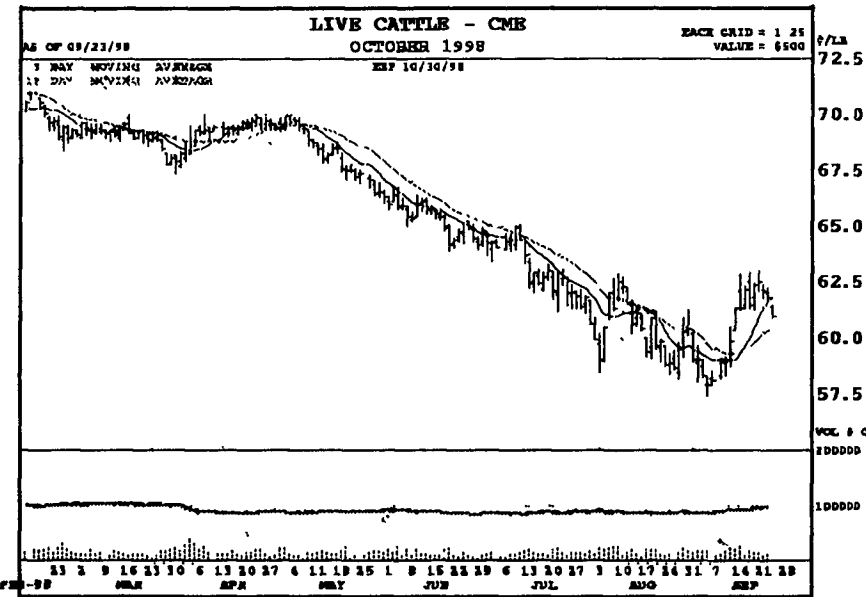


Volume and Open Interest | Stochastic | Relative Strength

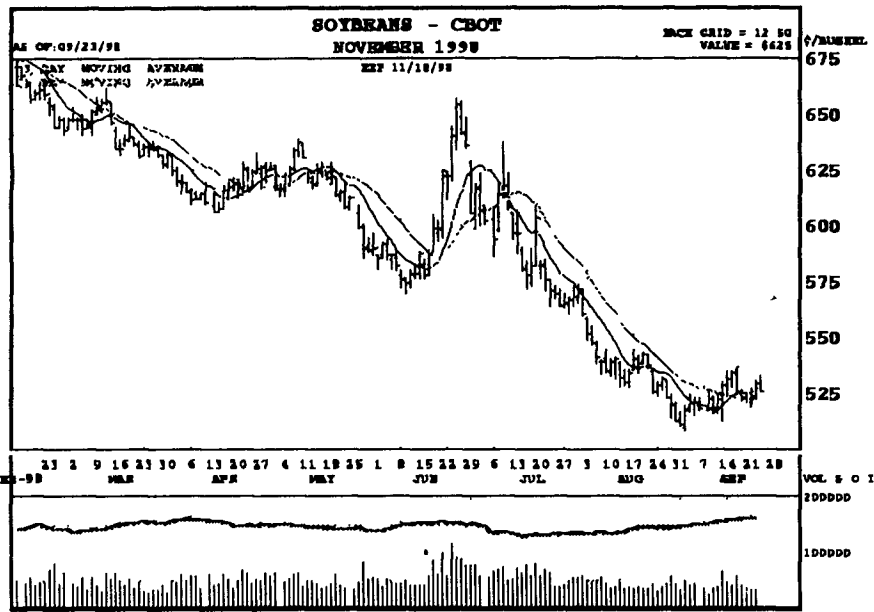
Symbol	Open	High	Low	Last Chge
CZ8 09/23/98	2064	2084	2042	2054 10
---Moving Average---				
Day	09 18 40	Day 09 18 40		
	2071 2070 2134	Day -74 -10 -210		
---Stochastic---				
Day	09 14 20	Day 09 14 20		
Sto	29 17 26 92 50 00	ADX 21 05 24 51 24 01		
%k	31 23 41 30 49 22	-DI 21 64 23 61 24 99		
%d	37 17 50 42 48 28	+DI 15 46 15 97 16 36		
---Relative Strength---				
Day	09 14 20	Day 09 14 20		
	40 37 39 65 38 93	15 66% 19 42% 21 51%		



Symbol	Open	High	Low	Last Chge
LHV8 - 09/23/98	4145	4212	4125	4162 +25
---Moving Average---				
Day	09 18 40	Day 09 18 40		
	4078 3933 4145	+325 +55 -213		
---Stochastic---				
Day	09 14 20	Day 09 14 20		
Sto	84 25 89 92 90 80	ADX 24 54 27 44 34 39		
%k	80 52 85 26 81 35	-DI 19 44 24 08 27 07		
%d	76 93 78 43 69 39	+DI 27 56 24 99 22 93		
---Relative Strength---				
Day	09 14 20	Day 09 14 20		
	60 21 53 96 49 65	27 05% 28 30% 37 59%		

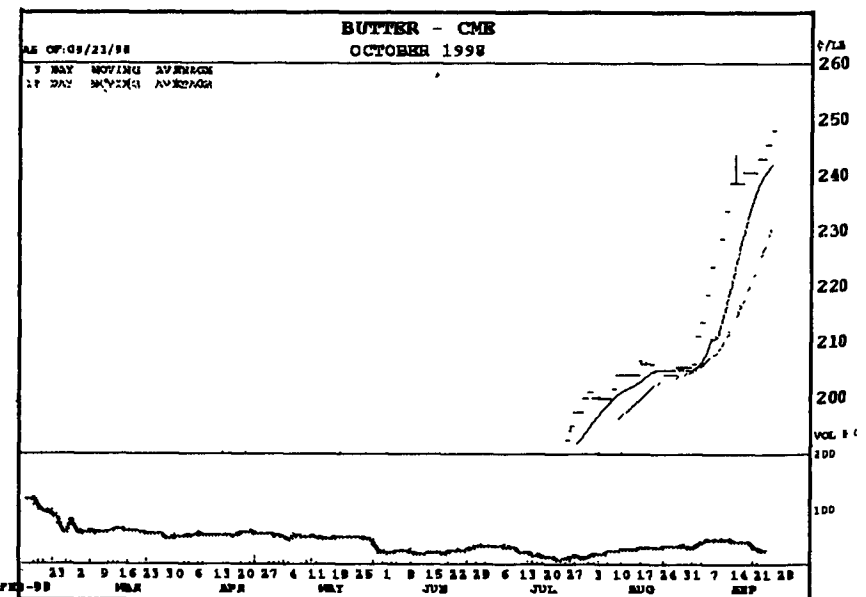


Symbol	Open	High	Low	Last Chge
LCV8 - 09/23/98	6135	6145	6090	6097 -83
---Moving Average---				
Day	09 18 40	Day 09 18 40		
	6176 6035 6038	+115 +75 -40		
---Stochastic---				
Day	09 14 20	Day 09 14 20		
Sto	25 09 63 96 63 96	ADX 34 09 27 33 26 51		
%k	60 87 75 86 75 76	-DI 20 08 20 96 22 36		
%d	71 55 77 44 77 02	+DI 28 17 27 04 25 17		
---Relative Strength---				
Day	09 14 20	Day 09 14 20		
	50 47 51 16 49 97	19 44% 17 62% 18 99%		



Volume and Open Interest | Stochastic | Relative Strength

Symbol	Open	High	Low	Last Chge
SXB 09/23/98	5294	5330	5260	5262 -34
---Moving Average---				
Day	09 18 40	Day 09 18 40		
	5273 5227 5322	+36 +60 410		
---Stochastic---				
Day	09 14 20	Day 09 14 20		
Sto	24 57 24 63 19	ADX 16 5 17 08 17 04		
%k	54 01 61 10 61 14	-DI 14 72 17 75 20 17		
%d	54 87 52 26 5 84	+DI 17 68 17 18 17 38		
---Relative Strength---				
Day	09 14 20	Day 09 14 20		
	47 83 46 57 44 14	13 35% 12 90% 14 11%		



Symbol	Open	High	Low	Last Chge
BUV8 09/23/98	248000	248000	248000	+2500
---Moving Average---				
Day	09 18 40	Day 09 18 40		
	242000 230916 215750	+9500 +42500 +50500		
---Stochastic---				
Day	09 14 20	Day 09 14 20		
Sto	100 00 100 00 100 00	ADX 91 36 88 19 85 32		
%k	96 60 98 08 98 20	-DI 80 1 63 2 39		
%d	93 81 96 03 96 32	+DI 99 20 98 37 97 61		
---Relative Strength---				
Day	09 14 20	Day 09 14 20		
	99 10 98 18 97 35	7 75% 14 92% 14 66%		

