

Salesmen:
Alvin Martin
Dave Wenger

WENGLERS OF MYERSTOWN

FARM MACHINERY

(717) 866-2135



814 S. COLLEGE ST. (ROUTE 501)

www.wengers.com

MYERSTOWN, PA 17067




JD FRONT MOUNT BLADE
 Heavy Duty, Manual Angle,
 Very Nice, (2) 8' - Also, (1) 9'



CASE IH 600 Forage Blower,
 Nice




Several Rollover Plows
 MF, IH, Ford



3) John Deere 400 Grain Carts,
 Also A JD 1210A Grain Cart




IH 685 w/2250 Loader, Reverser



ARTSWAY 475 Mixer w/Scales




JOHN DEERE 643 Oil Bath
 Corn Head



KRAUSE 21' Landsman, Very Nice



NEW HOLLAND 770 w/2RN Corn
 Head, 1000 PTO, Electric Controls



RICHARDTON 1200 Side
 Dump w/Roof, Very Nice



GEHL 970 and 980 Self Unloading
 Wagons



OLIVER 555 Diesel,
 Nice Tractor



IH Hydro 186 w/Weights and
 Cab, 540 & 1000 PTO



JD 2 Row Wide, Like New
 Cond.



A Pair of AC 7080 Tractor 1/Duals,
 Both w/Weights

TRACTORS

- JD 7400 MFWD, Cab, Power Quad
- JD 6300 MFWD, Open Station
- JD 2950, Cab, MFWD
- JD 4430, Open Station, Quad
- JD 4030, ROPS, Quad
- JD 3020 D, Syncro, 1972 Mode
- JD 630 3 Pt. NF
- JD 900 HC w/Cultivator
- Case IH 7210 MFWD, 18.4x46, Weights
- IH Hydro 186, Cab
- IH 684 w/2250 Loader
- IH 685 w/2255 Loader
- IH 284 Gas, 28 HP w/Snow Blade
- Oliver 1555 WF2-RD
- Oliver 550 Gas w/Loader
- 2) AC 7080
- Case 570 Gas w/Loader
- Case 430 Gas, Tricycle, 3 Pt.
- Case Vac w/3 Pt. Hitch
- Ford 5610 Series II w/Loader
- Ford 5600 w/Loader
- Ford 4610 w/Loader & Canopy
- Ford 4610
- Ford 4610 w/Canopy
- Ford 445A 4WD Industrial Loader w/3 Pt.
- Ford 9N
- Farmall MD w/Power Steering
- Farmall H w/Wide Front & Sprayer
- Farmall H
- Farmall Cub
- JD LA w/Cultivator

SKID LOADERS

- Gehl 3825 33 HP Kub diesel
- Hydra Mac 6C mini skid steer
- McMillen Post Hole Digger to fit Skid Steer

COMBINES, HARVESTERS & CORNPICKERS

- JD 4420 combine, cab, air, diesel
- JD 13 Grain Table
- JD 300 Husker w/2RN
- (2) NH 770 Harvester 1R, 2R and hay
- IH 82 pull type combine
- IH 80 pull type combine
- JD 443 & 643 oil bath corn heads

CHISEL PLOWS

- AC 7T. 3 Pt. Gauge Wheels
- Brady 7T. 3 Pt.
- Brillion 5T. 3 Pt.
- IH 7T. 3 Pt.
- IH 11T. 3 Pt.
- IH #11 7T. Auto Reset V-Ripper
- IH #11 6T. Auto Reset V-Ripper
- Glenco 5T. Soil Saver
- Wilbeck 7T. Soil Saver

MECHANICS SPECIALS

- JD 4020 Power Shift
- JD 4240 Cab, Powershift (come & look)
- Deutz D7807 w/Cab
- Allis Chalmers D-12 Hi-Clear
- AC D-12 w/3 pt.
- Ford 6000D, WF (Trans. Problem)
- JD 435 2 Cyl. GM Diesel (Engine Blow-By)
- White 2-155 w/Cab (Bad Engine)
- Deutz 7206, Runs & Works, Looks Bad
- Case IH 2294, Cab, Cracked Rear Housing

SICKLE BAR MOWERS

- Haban 5' 3 pt. Sickle for Compact Tractor
- Ford 515 7' 3 Pt. Sickle
- 2) NH 451 7' 3 pt. Sickle
- IH 1300 9' 3 Pt. Sickle
- Farmall Cub Mid Mt Sickle
- JD #5 7' Semi-Mt Sickle
- JD 39 7' 3 Pt. Sickle
- MF 41 7' 3 Pt. Sickle
- AC 7' Snap Coupler Sickle

MOWERS

- JD 616 6' 3 pt rotary
- Woods 3180 15' Batwing
- Woods Cadet 7' 3 pt.
- King Kutter 4' thru 6', 3 pt & pull
- Woods RD6000 5' rear discharge
- Woods RD7200 6' rear discharge
- Woods RD8400 7' rear discharge
- RM 660, 6' estate
- Woods belly mowers for Cub & A
- Toro reel mowers
- Bush Hog 7' 3pt. rotary mower
- IH 6' 3 pt. rotary mower
- Mott 38" Flail w/8 HP engine
- Woods C114 9 1/2' rotary mower
- Mott 6'3 PT Flail Mower
- Ford 6' 3 pt. flail mower

BALERS AND HAYBINES

- NH 853 round baler
- NH 852 round baler
- 2) NH 488 9' haybines
- 2) JD 1219 9' haybine
- Case 550 9' haybine
- JD 338 w/40 ejector
- 2) JD 327 baler w/ejector
- FNH 316 Baler w/Thrower (sharp)
- 2) NH 65 compact baler

DISC HARROWS

- Case IH 3800 12' Rockflex (sharp)
- Case IH 475 13' disc, sharp
- JD 230 20' wing fold, sharp
- JD 220 18' Center Fold
- Kewanee 12' rockflex, nice
- Hutchmaster HD 12' offset
- 3) IH 8' & 10' transport disk
- White 271 18' wingfold rock flex
- AC 8' transport disk
- JD 8' transport disk

HAY EQUIPMENT

- NH 258 Rake w/Dolly
- Pequea 710 PTO tedder
- Kuhn 3 pt. rake/tedder
- NH tandem rake hitch
- Ag Wrap 5x5 3pt. bale wrapper
- 3) 3 pt. bale mover
- 16' Skeleton Elevator

MISCELLANEOUS

- Richardton 1200 side dump (sharp)
- JD 8250 14x7 DD w/grass & fert
- IH 510 17 DD w/grass & fert
- Yetter 12' & 15' rotary hoe
- (5) Belt 16' Alum. Elevator
- Oliver 2R Potato Digger
- (9) Gravity Bin Wagons
- EZ Flow & JD 8' and 10' lime drill
- 2) Howard 11'3 pt. HD rotovator
- 18.4x38 Open Center Duals
- Pequea 6x12 Trailer w/4' Ramps
- Arts-Way 475 grinder/mixer w/scales
- IH 950 grinder/mixer
- JD 1210A Grain Cart
- 3-JD 400 Grain Cart

PLOWS

- Case IH 7500 7x on land, vari-width, auto reset
- IH 720 7x, auto reset, on land
- IH 720 4x18 reset
- IH 720 5x16 reset
- IH 450 3x16 reset
- IH 531 3x14 trip, 3 pt
- IH 311 3x FH
- IH 1x FH plow
- IH 3x14 pull plow
- JD 2800 vari-width 8x
- JD 3600 5x18 pull plow
- OI 348 3x16 reset
- Case 4x16 trip, semi-mtd
- Also IH, JD FO, rollover plows

FINANCING AVAILABLE - TRUCKING AVAILABLE