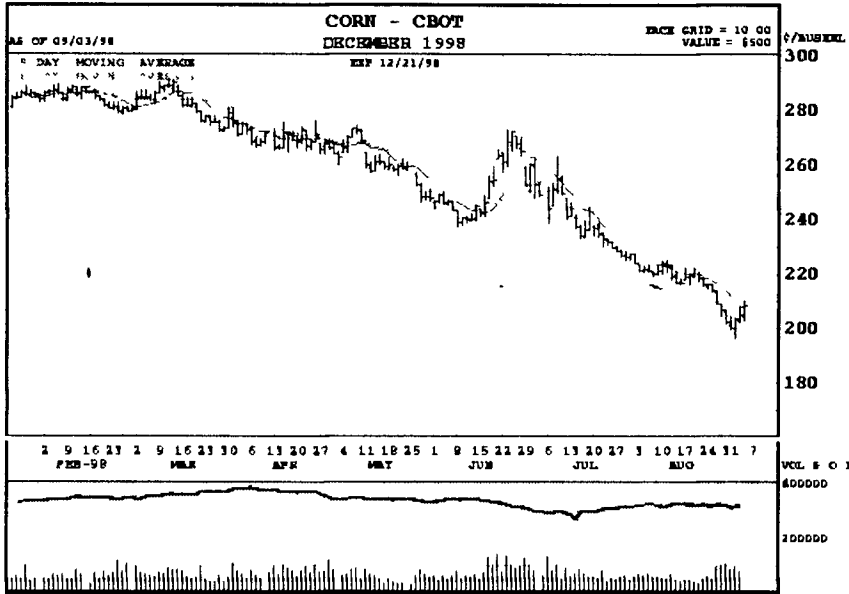


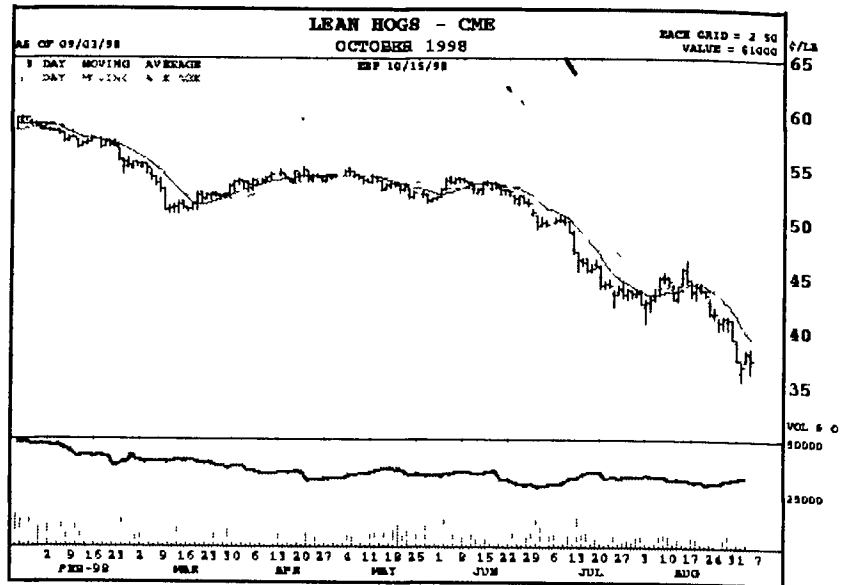
GRAIN, CATTLE, HOG, MILK, BUTTER, AND CHEESE FUTURES MARKETS

Markets Courtesy Of Chicago Board and Mercantile Exchange
(Closing bids: Thursday, September 3, 1998)

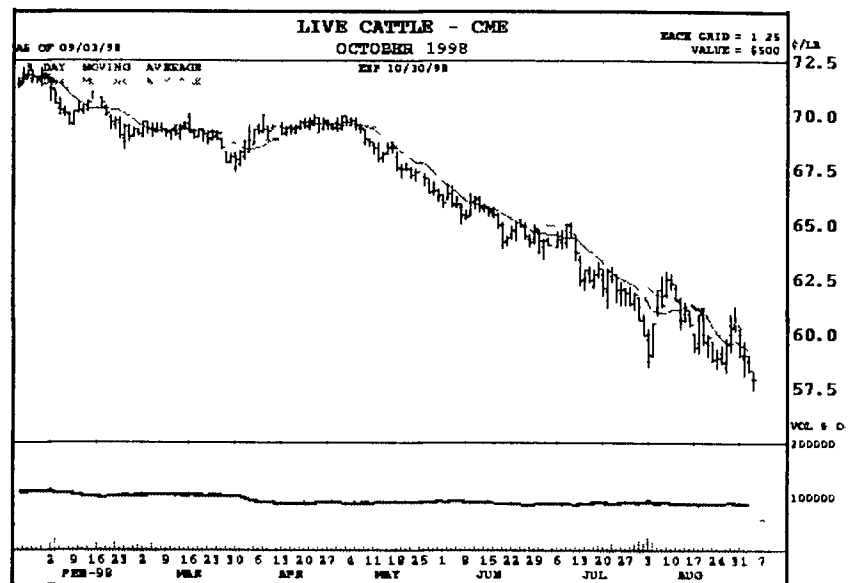


Volume and Open Interest Stochastic Relative Strength

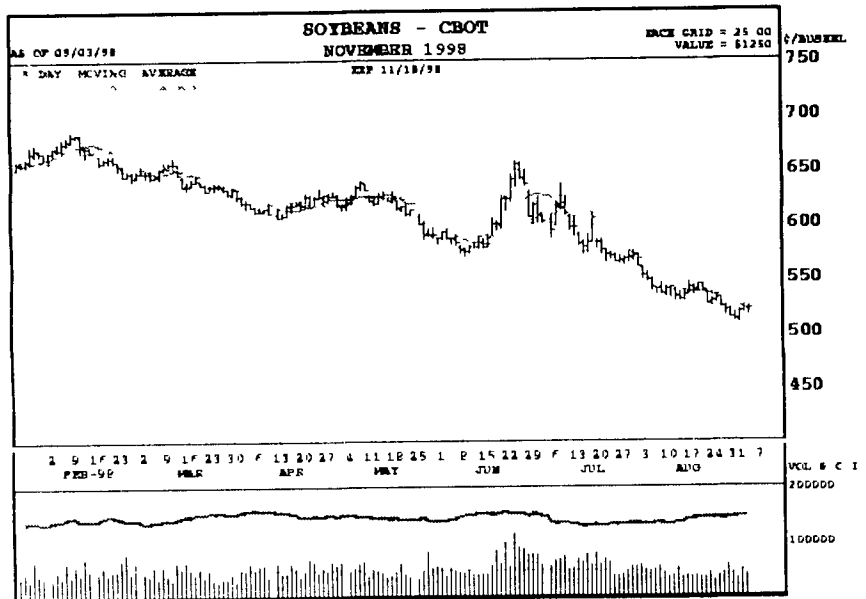
Symbol	Open	High	Low	Last	Chge
CH	280	285	275	280	4
Moving Average					
Day	09	18	40	Day	04
29.23	114.7	4.04	Day	437	777
Stochastic					
Day	34	14	1	Day	09
78.31	21.4	1	ADJ	48.74	46.60
4K	21.77	16.44	15.4	DI	47.82
4d	1.47	1.30	5.56	+DI	12.56
Relative Strength					
Day	09	4	1	Day	04
1.17	4.1	1.7	Day	14.34	14.159
Historic Volatility					
Day	09	14	20	Day	04
1.17	14.9	14.824	Day	14.34	14.159



Symbol	Open	High	Low	Last	Chge
LHR	47.48	48.45	46.00	47.30	05
Moving Average					
Day	09	18	40	Day	04
39.23	114.7	4.04	Day	437	777
Stochastic					
Day	34	14	1	Day	09
78.31	21.4	1	ADJ	48.74	46.60
4K	21.77	16.44	15.4	DI	47.82
4d	1.47	1.30	5.56	+DI	12.56
Relative Strength					
Day	09	4	1	Day	04
1.17	4.1	1.7	Day	14.34	14.159
Historic Volatility					
Day	09	14	20	Day	04
1.17	14.9	14.824	Day	14.34	14.159

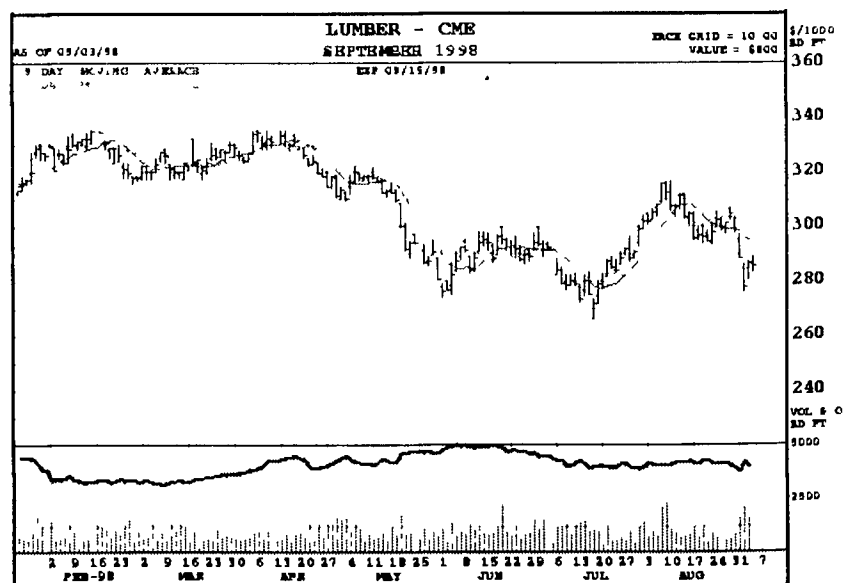


Symbol	Open	High	Low	Last	Chge
LC	68.00	70.00	66.00	67.00	1.00
Moving Average					
Day	09	18	40	Day	04
29.23	114.7	4.04	Day	437	777
Stochastic					
Day	34	14	1	Day	09
78.31	21.4	1	ADJ	48.74	46.60
4K	21.77	16.44	15.4	DI	47.82
4d	1.47	1.30	5.56	+DI	12.56
Relative Strength					
Day	09	4	1	Day	04
1.17	4.1	1.7	Day	14.34	14.159
Historic Volatility					
Day	09	14	20	Day	04
1.17	14.9	14.824	Day	14.34	14.159



Volume and Open Interest Stochastic Relative Strength

Symbol	Open	High	Low	Last	Chge
SB	68.00	70.00	66.00	67.00	1.00
Moving Average					
Day	09	18	40	Day	04
29.23	114.7	4.04	Day	437	777
Stochastic					
Day	34	14	1	Day	09
78.31	21.4	1	ADJ	48.74	46.60
4K	21.77	16.44	15.4	DI	47.82
4d	1.47	1.30	5.56	+DI	12.56
Relative Strength					
Day	09	4	1	Day	04
1.17	4.1	1.7	Day	14.34	14.159
Historic Volatility					
Day	09	14	20	Day	04
1.17	14.9	14.824	Day	14.34	14.159



Symbol	Open	High	Low	Last	Chge
LBR	286.00	288.70	282.90	285.50	70
Moving Average					
Day	09	18	40	Day	09
29.44	114.7	4.04	Day	1140	126
Stochastic					
Day	34	14	1	Day	09
78.31	21.4	1	ADJ	48.74	46.60
4K	21.77	16.44	15.4	DI	47.82
4d	1.47	1.30	5.56	+DI	12.56
Relative Strength					
Day	09	4	1	Day	04
1.17	4.1	1.7	Day	14.34	14.159
Historic Volatility					
Day	09	14	20	Day	04
1.17	14.9	14.824	Day	14.34	14.159

