

For over 30 years...Telmark

Lease financing for the farm and rural marketplace

- New Buildings
- New & used Equipment
- Vehicles

Leasing Available

800-451-3322
http://www.telmark.com

5" SEAMLESS K GUTTER

Installed Professionally
By Owner Operator
"Hastings Colors"

BUILT-RITE ENTERPRISES
(717) 336-6215
Fax (717) 336-4475
David Zimmerman

POLE BUILDINGS 

Horse Barns
Riding Arena
Equipment Storage
Garages
Commercial Buildings

Unlimited Structures, Inc.
800-858-7297



\$ WHOLESALE \$

PIPE 1/2" to 8"

Prime, secondary, structure pipe
Farmers, Manufacturers, Fabrication
— Will Cut To Your Size Needs —

STEEL TUBING

1 1/2" Sq	3 1/2" Sq	2"x2" Sq	2"x4" Rect
2" Sq	4"x4" Sq	3"x3" Sq	3"x2" Rect

20' to 24' Lengths 1/4" to 1/2" Thick

BRICKER'S PIPE YARD

1970 Frank Road
Chambersburg, PA 17201
717-261-0095

Carpentry & Masonry Work

- Garages
- Pole Barns
- Horse Barns
- Additions
- Timber Frame Structures
- Roofing Metal, Shingles, Cedar

BEILER'S GENERAL CONSTRUCTION
(717) 786-8293

"We specialize in agriculture & residential repairs & construction"

Fully Insured

Serving Lancaster, York, Chester & Lebanon Counties, & Northern Maryland

GRABER SUPPLY


491 Gap Newport Pike
Atglen, Pa. 19310

800-964-1550
610-593-3500

... LOCATION...
20 miles East of Lancaster, PA on Hwy 41
or 27 miles North of Wilmington, Delaware

**Post & Frame Building Materials
Metal Roofing Sale**

- Painted Galvanized 29 GA. #2.....\$40.43 sq.
- Prime Painted Galvanized 29 GA.....\$43.59 sq.
- Premium Painted Galvalume 29 GA.....\$46.75 sq.



• 26 & 29 Gauge
• Window Doors
• Insulation
• Overhead Garage Doors
• Electric Openers
• Trusses

Metal Roofing & Siding
25 Year Warranty Painted



Wheeling Centurydrain™ Roofing and Siding



Wheeling Channeldrain™ Roofing and Siding
Galvanized & Painted

1-1/4", 2-1/2" Corrugated. 5-V Crimp
Seamless Rolls 26-1/2" x 50', 28" x 80'

Full Line Trim, Nails, Screws, Windows, Doors, etc.

We Deliver

A.B. MARTIN ROOFING
105 Slate Road, Ephrata, PA 17522
(717) 445-6885 1-(800) 373-3703
Fax (717) 445-7893
Mon. - Fri. 7 AM - 5:30 PM • Sat. 7 AM - 11:30 AM

Why are Our Attic Trusses so Popular?

1. Owners Like the Extra Space
2. Increases Value of Building
3. Bankers Like Reduced Cost per Square Foot

THINK OF ALL THE EXTRA SPACE IN YOUR ...

ROOM IN ATTIC | GAMBRELL ATTIC

GARAGE • WORKSHOP • POLEBARN


"Prompt Delivery"

- ✓ Laser BUILT
- ✓ Laser STRAIGHT
- ✓ Built STRONG
- ✓ Crane Optional with Delivery
- ✓ Cellular Phones in all Delivery Trucks

with MSR SPF Northern Lumber To Be SURE!

It Pays To Use MSR Lumber

MACHINE STRESS RATED
LMA 5 SPS-2 S-Dry
225011.9E



R D #3 Box 370-A1 - Cogan Station PA - 17728

BLACK BEAR TRUSS CORP.
"OUR TRUSSES BEAR UP"

Mon - Fri 6:00 AM - 6:00 PM
Saturday By Appt

FOR A FREE QUOTE
Call (717) 998-2391 or
use our toll free
1-877-878-7737
1-877-TRUSSES

S.M.S BUILDERS
762 Maple Grove Road • New Holland, PA 17557
717-354-8755



Riding Arenas



Storage Sheds

Call For Free Estimates
Financing Available

We Build The Size For Your Needs



Horse Barns



Stall Kits

BUY FACTORY DIRECT!

UP TO **40% OFF**

SUPER HEAVY STEEL!





- Equipment storage & workshops
- Hay and animal shelters
- 100% made in U.S.A.

SIZES AVAILABLE

2 (25 x 40)	2 (42 x 70)
3 (30 x 50)	3 (45 x 80)
2 (40 x 64)	1 (55 x 120)

Limited time offer 
800/825-5059

Post Frame Building Specials

 20x24x8 Garage \$4,700.00	 24x40x10 Garage \$7,700.00	 30x40x10 \$7,800.00	 40x80x14 \$20,500.00	 60x150x16 \$48,000.00
--	--	--	---	--

- (1) 3'0" x 6'8" steel entry door
- (1) 16 x 7 insulated raised panel overhead door
- Choice of colors on roof, sides and trim
- Fully erected

- (1) 3'0" x 6'8" steel entry door
- (2) 9'x8' insulated raised panel overhead door
- Choice of colors on roof, sides and trim
- Fully erected

- (1) 3'0" x 6'8" steel entry door
- (1) 10 x 10 sliding door
- Choice of colors on sides and trim, plain galvalume roof
- Fully erected

- (1) 3'0" x 6'8" steel entry door
- (2) 20'x14 split sliding doors
- Choice of colors on sides and trim, plain galvalume roof
- Glu-laminated posts
- Fully erected

- (1) 3'0" x 6'8" steel entry door
- (2) 20 x 16 split sliding doors
- Choice of colors on sides and trim, plain galvalume roof
- Glu-laminated posts
- Fully erected

* Residential * Commercial * Agricultural * Horse Barns * Riding Arenas

CALL TODAY

Conestoga Buildings, Inc.
1-800-544-9464 717-354-2613