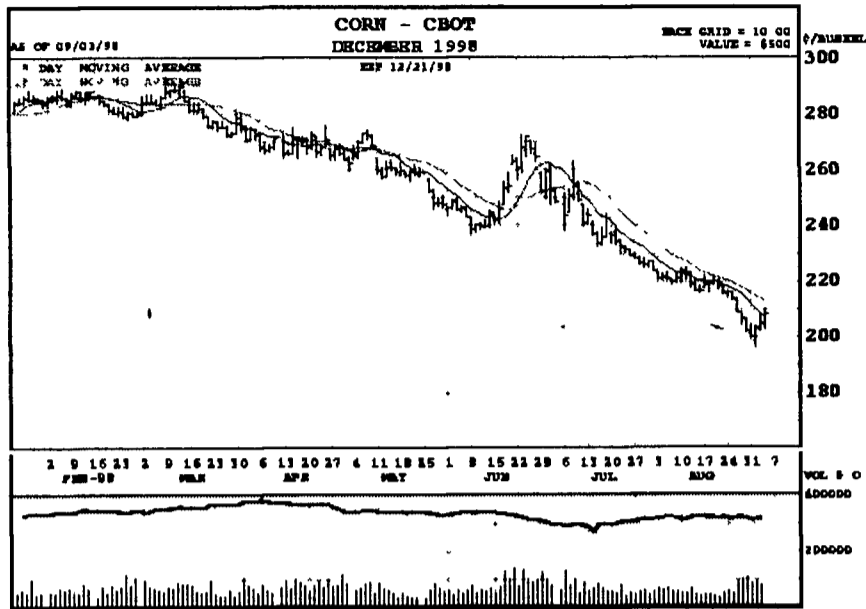


GRAIN, CATTLE, HOG, MILK, BUTTER, AND CHEESE FUTURES MARKETS

Markets Courtesy Of Chicago Board and Mercantile Exchange
(Closing bids: Thursday, September 3, 1998)



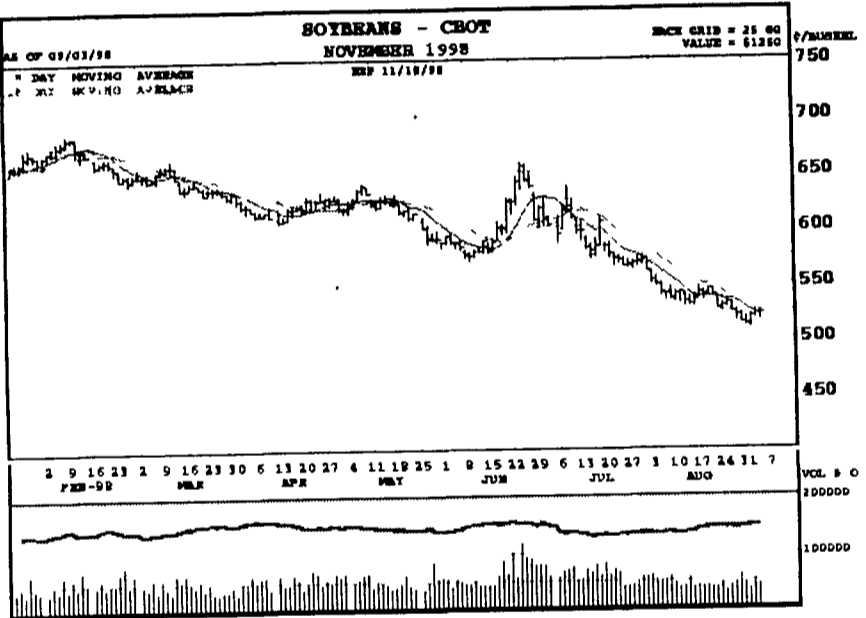
Volume and Open Interest Stochastic Relative Strength

Symbol	Open	High	Low	Last Chge
CZ8 - 09/03/98	2040	2096	2024	2080 +34

---Moving Average---			---Momentum---		
Day	09	18	Day	09	18
	2066	2125		-74	156
		40			40
		2220			-412

---Stochastic---			---Directional Indicator---		
Day	09	14	Day	09	14
Sto	60	06	ADX	42	25
%k	34	52	DJ	33	52
%d	21	32	+DI	17	74
		17			16
		82			85
		15			85

---Relative Strength---			---Historic Volatility---		
Day	09	14	Day	09	14
	41	71		22	96%
		37			19
		45			93%
		36			18
		50			82%



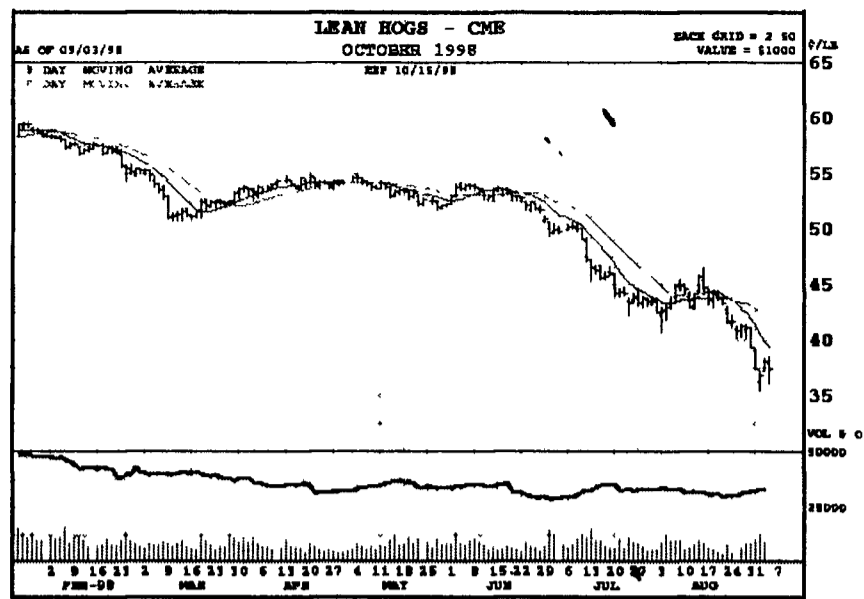
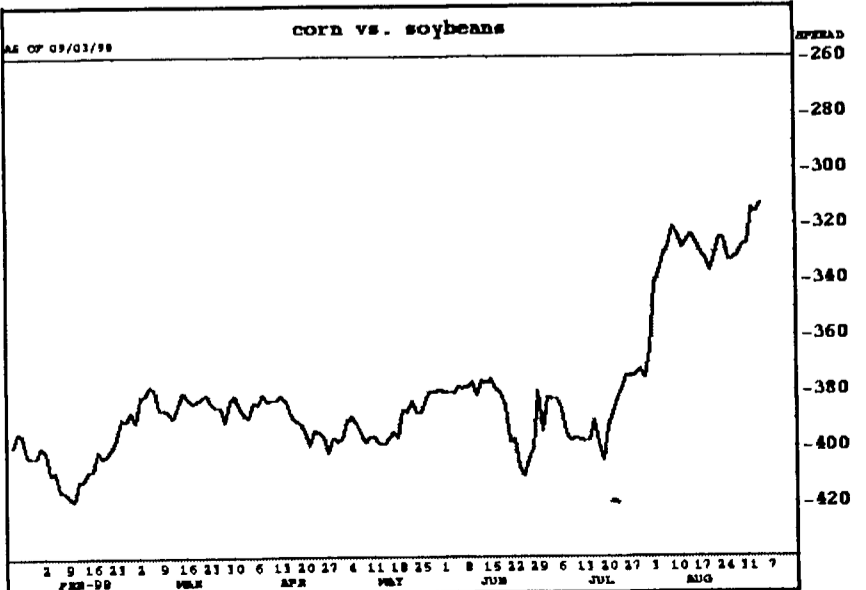
Volume and Open Interest Stochastic Relative Strength

Symbol	Open	High	Low	Last Chge
SD - 09/03/98	520	520	5156	5210 unch

---Moving Average---			---Momentum---		
Day	09	18	Day	09	18
	520	520		56	184
		4			874

---Stochastic---			---Directional Indicator---		
Day	09	14	Day	09	14
Sto	14	2	ADX	34	14
%k	1	1	DJ	30	74
%d	1	1	+DI	14	15
		11			45
		11			16

---Relative Strength---			---Historic Volatility---		
Day	09	14	Day	09	14
	37	23		19	92%
		37			16
		23			14%
		37			16
		23			16

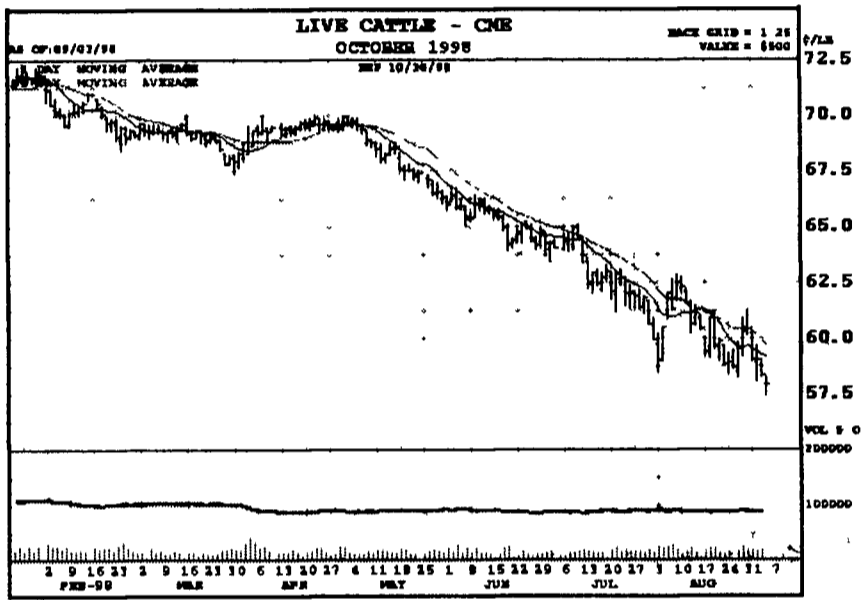


Symbol	Open	High	Low	Last Chge
LHV8 - 09/03/98	3785	3845	3600	3730 -65

---Moving Average---			---Momentum---		
Day	09	18	Day	09	18
	3923	4147		-437	-722
		40			-1172

---Stochastic---			---Directional Indicator---		
Day	09	14	Day	09	14
Sto	28	36	ADX	48	74
%k	21	77	-DI	47	82
%d	17	47	+DI	12	56
		15			13
		40			32

---Relative Strength---			---Historic Volatility---		
Day	09	14	Day	09	14
	27	17		39	39%
		28			35
		69			51%
		29			37
		67			65%

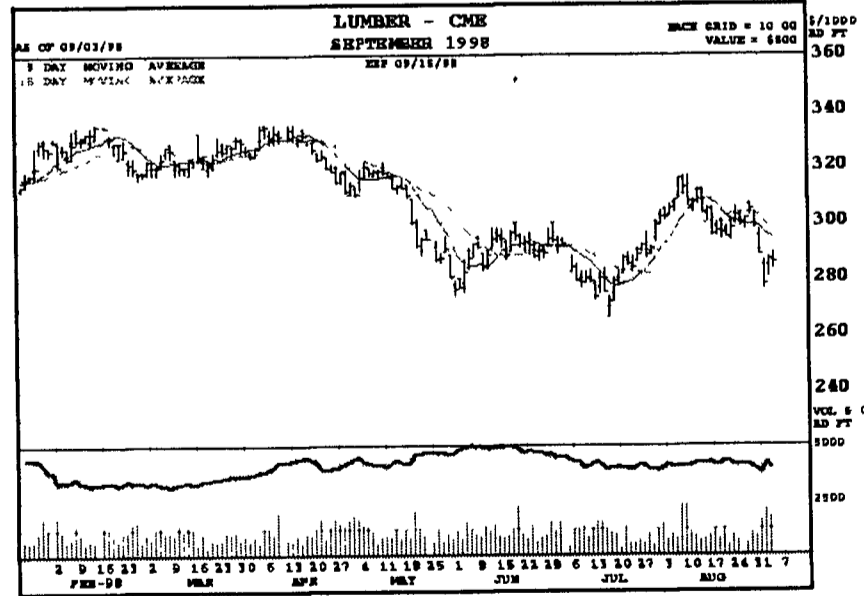


Symbol	Open	High	Low	Last Chge
LCV8 - 09/03/98	5790	5820	5742	5790 -40

---Moving Average---			---Momentum---		
Day	09	18	Day	09	18
	5909	5966		91	407
		40			665

---Stochastic---			---Directional Indicator---		
Day	09	14	Day	09	14
Sto	2	3	ADX	31	44
%k	3	5	-DI	34	40
%d	1	1	+DI	13	57
		22			14
		48			16

---Relative Strength---			---Historic Volatility---		
Day	09	14	Day	09	14
	33	48		17	59%
		36			21
		40			78%
		37			20
		48			99%



Symbol	Open	High	Low	Last Chge
LBUB - 09/03/98	28600	28870	28290	28550 70

---Moving Average---			---Momentum---		
Day	09	18	Day	09	18
	29344	29698		1190	2120
		2934			+550

---Stochastic---			---Directional Indicator---		
Day	09	14	Day	09	14
Sto	32	14	ADX	28	39
%k	24	07	-DI	35	94
%d	31	19	+DI	17	68
		74			20
		61			40

---Relative Strength---			---Historic Volatility---		
Day	09	14	Day	09	14
	39	17		34	48%
		42			30
		06			57%
		44			27
		17			78%