

HAMILTON EQUIPMENT, Inc.

P.O. Box 478,
EPHRATA, PA 17522


WHOLESALE DISTRIBUTORS

PHONE 717-733-7951

For Your Nearest Dealer Please Call Us!



VISIT OUR EXHIBIT AT AG PROGRESS DAYS - EAST 1ST STREET



MODEL 'X'

- 23 to 40' working widths
- adjustable hitch
- 1 3/4" high carbon solid shaft
- tongue jack
- 11L - 8 ply tires
- greasable bearing
- narrow transport width

NOTE: DUAL WHEELS AVAILABLE ON ALL MODELS

500 and 600 gallon TANDEM AXLE HPT SERIES SPRAYERS

from *Demco*



Model Shown
HPT6H60DF
60 Truss Boom


Reliable Sprayers

- 500 or 600 gallon elliptical polyethylene tank with baffle and deep sump for complete drainage
- Jet agitation for thorough mixing and excellent chemical suspension.
- Large 16" flip-top manway
- Adjustable wheel spacings of 60", 70", 80" centers. (120" optional)
- Walking tandem axle trailer with ground clearance settings of 23" or 29", three ton hubs and spindles and 15"x10" wheels.
- Large front mounted step, platform, and safety rail for easy filling.
- Three section boom control.
- 2 1/2 gal. clean water tank for safety.
- Available with 45', 50', or 60' heavy duty truss booms with boom skids,

3/4" boom plumbing, and diaphragm check nozzles

Pump Packages

- Demco single or double piston pump with electric shut-off.
- Hydro belt driven centrifugal pump.
- Hydro gear driven centrifugal pump
- Hydro hydraulic driven centrifugal pump.



Large front mounted step platform and safety rail for easy filling of the tank. Clean water tank is standard.

Now Available With Hydraulic Folding Booms


Here are 3 proven ways to increase your fencing productivity

Whichever way you choose, you'll get proven performance to make your fencing jobs easy.


Fast and powerful, rugged and reliable, Shaver drivers and diggers are recognized as the world's finest. All models are built with safety in mind.

And they're backed by more than 50 years of industry leadership.

You can choose from a large selection of models and options - all affordably priced.



Shaver Post Driver Shaver PTO Post-hole Digger




Shaver Hydraulic Post-hole Digger



Making hard work easy

MONROE TUFLINE[®]

SERIES TW6



Tufline's "TW6" Series tandem discs are heavy engineered discs designed for primary tillage applications. The "TW6" is available in cutting widths from 9' to 17 with tractor ratings from 65 to 175 horsepower.

FEATURES

- Heavy 6x4" and 4" square steel frame
- Dual wheel carriage system
- Front-to-rear leveling system
- Depth control system
- Adjustable gang cutting angle
- 1 1/2" sq. cold drawn steel gang axles
- 9" or 10 1/2" blade spacing
- Triple seal, trunnion mount ball bearings
- Streamline hi-strength gang hangers

OPTIONS

- Shock-flex gang hangers
- 26" Notched or plain disc blades
- Regreasable ball bearings
- Heavy adjustable blade scrapers
- Outrigger kit with blades
- Center mount balk breaker assembly
- Tongue jack
- Implement tires
- Hydraulic wheel lift cylinder kit