


CUT FEEDING TIME WITH WEAVERLINE SILAGE CART

Be Sure To Consider
Weaverline Silage Cart

WHY?


- Feeding is Right At Your Fingertips
- Improves Dairy Feeding
- You Will Enjoy Feeding Cows With The Easy Quiet & Fast Weaverline Cart... Many Sizes Available

- ★ 20% Larger Than The "Best Seller" Model 430
- ★ Larger Size For The Larger Herd
- ★ Full 36 Bushel Capacity
- ★ Extension Side Kit Available To Increase The Capacity On All Models



NOW 4 SIZES AVAILABLE 420 - 424 - 430 - 436

Gruett's FORAGE RACK



Forage Rack for the

- Aluminized steel sides and roof for longer wear.
- Available with right or left unload
- Pintle apron chain & pintle cross conveyor.

3 Models To Choose From

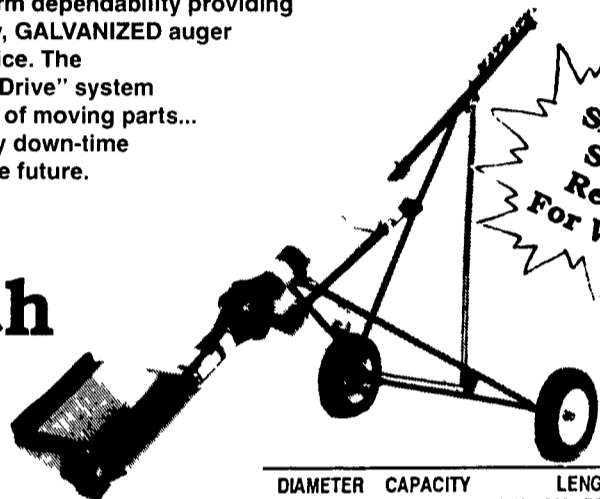


Your Source For Quality Grain Handling Equipment

A premium quality galvanized auger designed for low maintenance operation.

Mayrath introduces the all new "InLine Drive" series of portable grain augers. Mayrath has combined operational efficiency with long term dependability providing you with a high quality, GALVANIZED auger at a very affordable price. The revolutionary "InLine Drive" system minimizes the number of moving parts... greatly reducing costly down-time and maintenance in the future.

Mayrath InLine Drive



Several Sizes In Stock Ready For Work

DIAMETER	CAPACITY	LENGTHS
8"	3200 BPH	32', 42', 52', 62', 72'
10"	4500 BPH	32', 42', 52', 62', 72'



*The InLine Drive
Unique in design, high in efficiency.*




The gearbox is located "InLine" with the actual auger flighting. The outer tube is expanded to allow unobstructed and efficient flow of grain past the gear drive section. This design proves to be both economical and low maintenance in operation.

MANURE SPREADER

FOUR MODELS TO CHOOSE

MODEL	MODEL 200	MODEL	MODEL 350
170	6 Ton Unit	240	10 1/2 Ton Unit
4 Ton Unit		7 Ton Unit	

Nu Hawk Manure spreader offers four ways to electrically handle your fertilizer needs. Each model provides an option for any size operation at an easy to handle price.



BeltVeyor

The Original — BELT-IN-A-TUBE


10" unit moves up to 5,000 bu. per hr.
14" unit moves up to 9,000 bu. per hr.

The BeltVeyor is a durable workhorse for any grain handling or bulk materials operation. It offers safety, low maintenance, low power requirements, high capacity and best of all—handles grain or bulk without agitation and reduces breaking or cracking. Optional PTO, gas or electric motor drive with optional hydraulic, manual or electric winch. 10" available in 20' to 85' lengths, the 14" is available in 30' to 85' lengths, all in 5' increments.

Shown with New Slip-Pit™ Accelerator

Increase capacity while you unload material either under the hopper trailer or truck tail gate. Available with hydraulic or electric drive. Simply lower the end roller and pull the maneuvering arm to slip into position.

Transports easy, mounts beside your conveyor.



RYDER SUPPLY CO.

539 Falling Spring Road
P.O. Box 219
Chambersburg, PA 17201-0219
Phone 717-263-9111