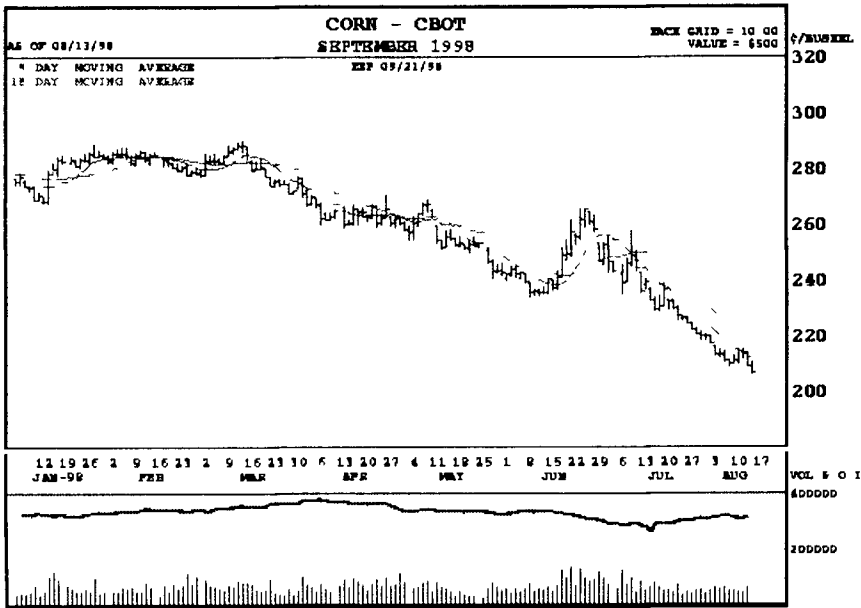


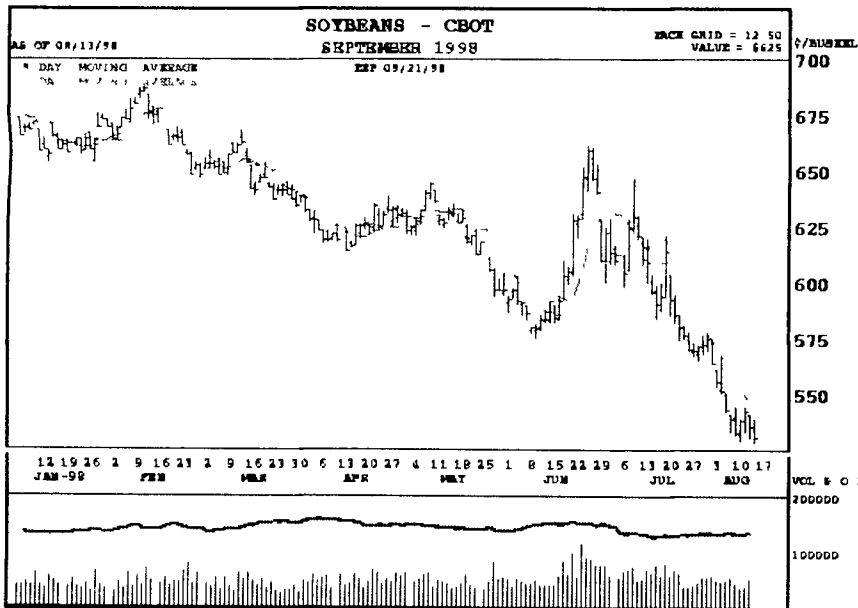
GRAIN, CATTLE, HOG, MILK, BUTTER, AND CHEESE FUTURES MARKETS

Markets Courtesy Of Chicago Board and Mercantile Exchange
(Closing bids: Thursday, August 13, 1998)



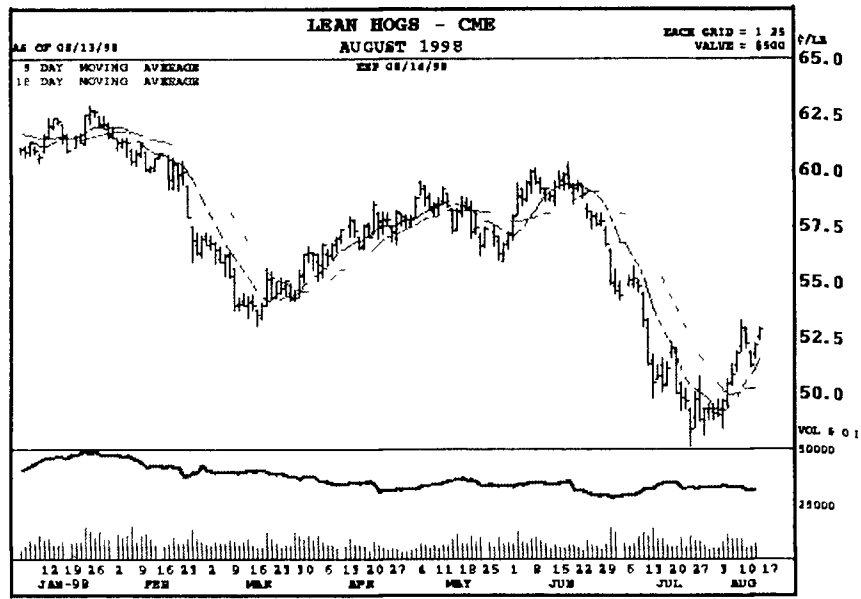
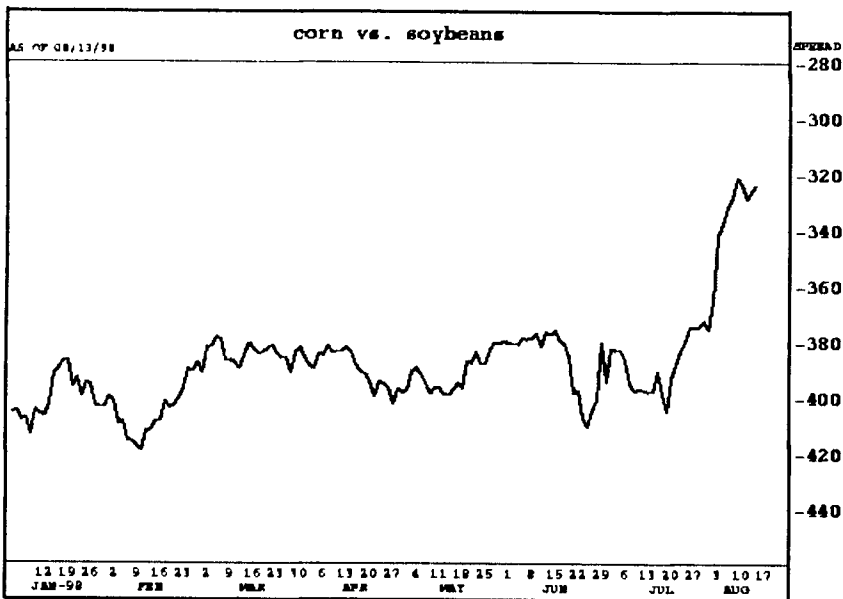
Volume and Open Interest Stochastic Relative Strength

Symbol	Open	High	Low	Last Chge
CORN	209	211	204	207
Moving Average		Momentum		
Day	09	14	10	09
5 Day	215	214	234	177
Stochastic		Directional Indicator		
Day	35	3	4	09
5 Day	67	2	4	43
14 Day	7	4	1	01
14 Day	14	7	4	01
Relative Strength		Historic Volatility		
Day	09	14	20	09
5 Day	62	46	43	17

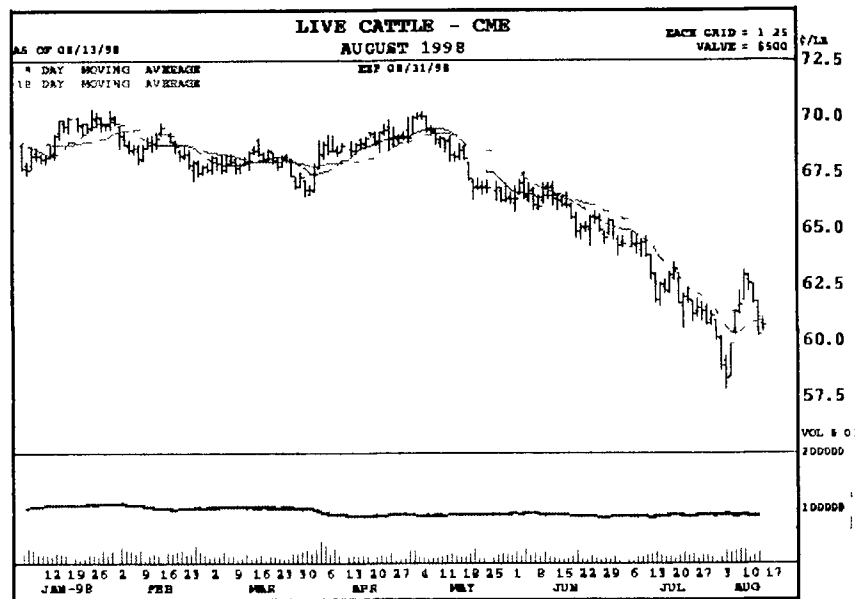


Volume and Open Interest Stochastic Relative Strength

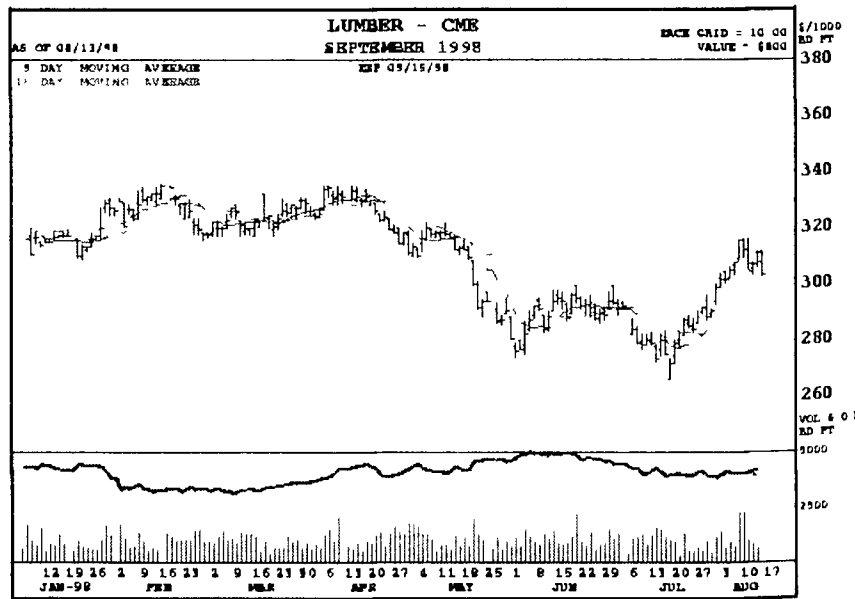
Symbol	Open	High	Low	Last Chge
SOYBEANS	609	614	604	607
Moving Average		Momentum		
Day	09	14	10	09
5 Day	610	613	627	480
Stochastic		Directional Indicator		
Day	35	3	4	09
5 Day	67	2	4	43
14 Day	7	4	1	01
14 Day	14	7	4	01
Relative Strength		Historic Volatility		
Day	09	14	20	09
5 Day	62	46	43	17



Symbol	Open	High	Low	Last Chge
LEAN HOGS	5245	5285	5230	5282
Moving Average		Momentum		
Day	09	14	40	09
5 Day	5154	5037	5274	385
Stochastic		Directional Indicator		
Day	09	14	20	09
5 Day	92	04	92	59
14 Day	81	06	81	03
14 Day	76	30	83	31
Relative Strength		Historic Volatility		
Day	09	14	20	09
5 Day	62	46	55	71



Symbol	Open	High	Low	Last Chge
LIVE CATTLE	6075	6097	6040	6075
Moving Average		Momentum		
Day	09	14	40	09
5 Day	610	613	627	480
Stochastic		Directional Indicator		
Day	09	14	20	09
5 Day	3	93	3	90
14 Day	62	00	67	33
14 Day	6	95	60	31
Relative Strength		Historic Volatility		
Day	09	14	20	09
5 Day	44	77	41	6



Symbol	Open	High	Low	Last Chge
LUMBER	31160	31160	30260	30310
Moving Average		Momentum		
Day	09	18	40	09
5 Day	30751	29894	29102	180
Stochastic		Directional Indicator		
Day	09	14	20	09
5 Day	18	35	55	97
14 Day	55	39	73	23
14 Day	72	32	81	38
Relative Strength		Historic Volatility		
Day	09	14	20	09
5 Day	53	51	55	71