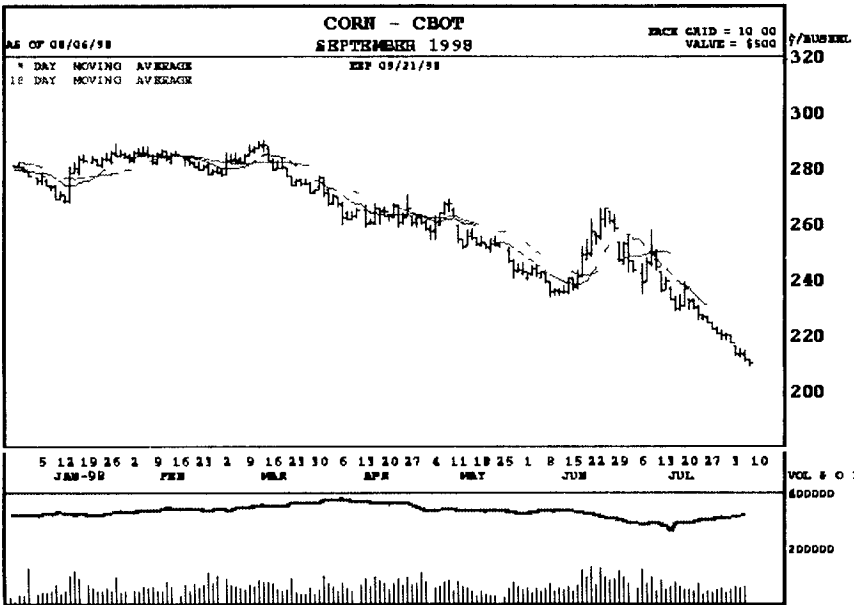


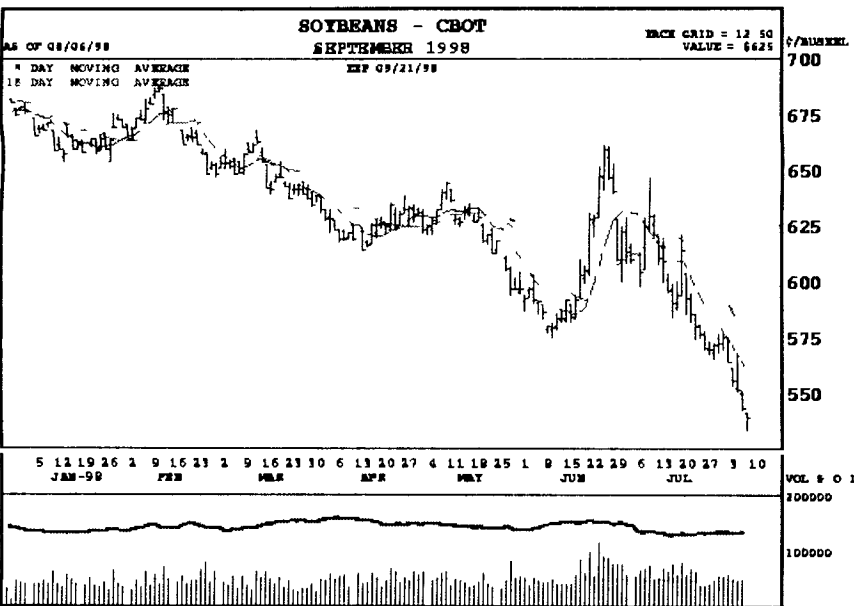
GRAIN, CATTLE, HOG, MILK, BUTTER, AND CHEESE FUTURES MARKETS

Markets Courtesy Of Chicago Board and Mercantile Exchange
(Closing bids: Thursday, August 6, 1998)



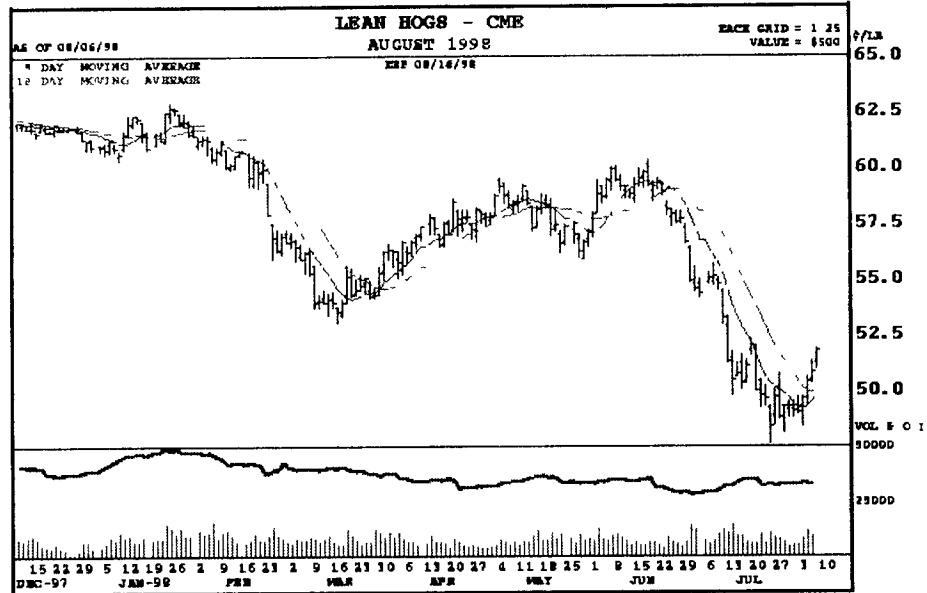
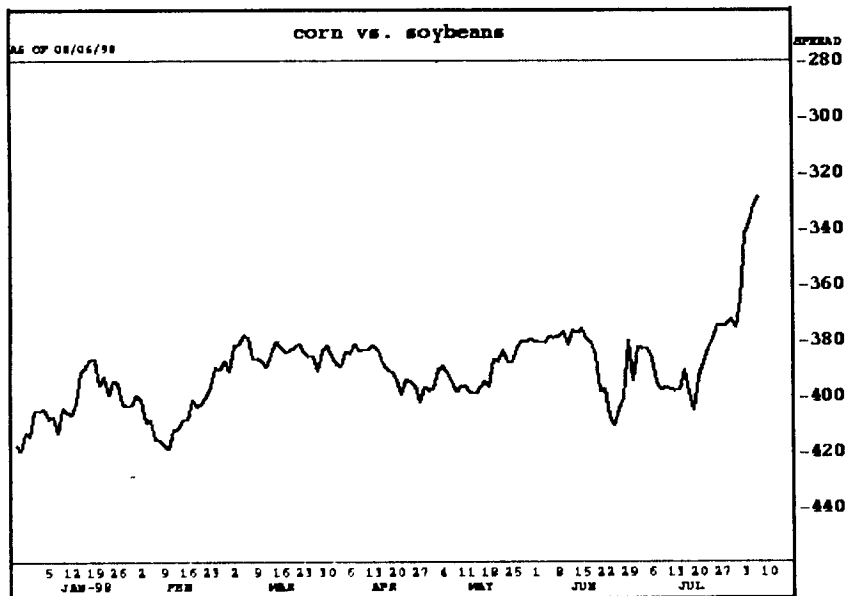
Volume and Open Interest Stochastic Relative Strength

Symbol	Open	High	Low	Last Chge
C09 - 08/06/98	2112	2114	2090	2102 12
Moving Average		Momentum		
Day	09 18 40	Day	09 18 40	
	2166 2234 2370		-144 -97 252	
Stochastic		Directional Indicator		
Day	09 14 20	Day	09 14 20	
Sto	8 06 5 21 3 65	ADX	46 53 29 53 21 37	
%k	5 34 3 39 2 27	DI	43 91 37 20 33 49	
%d	5 07 3 27 2 19	+DI	7 54 11 83 14 50	
Relative Strength		Historic Volatility		
Day	09 14 20	Day	09 14 20	
	17 58 25 52 30 19		9 10% 9 33% 20 38%	

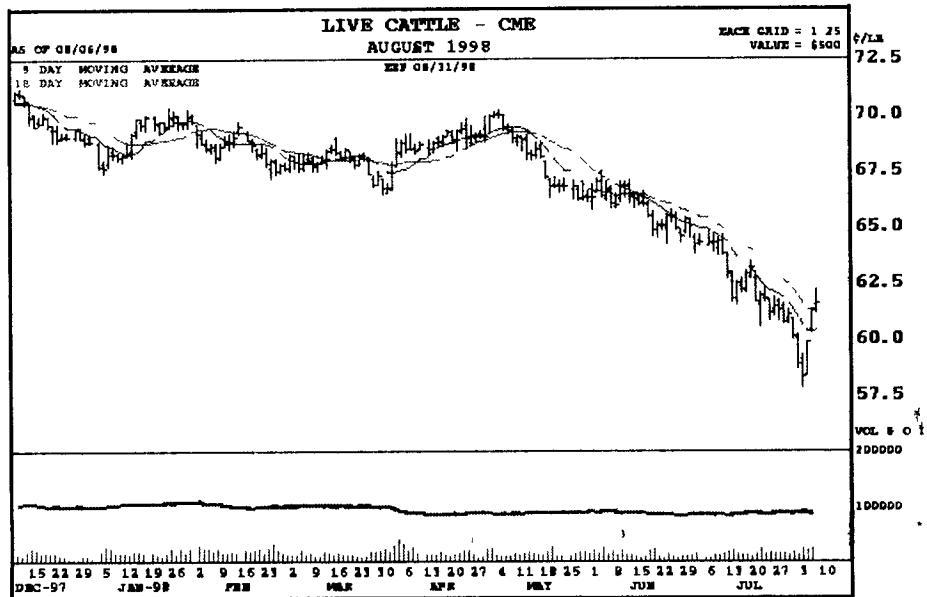


Volume and Open Interest Stochastic Relative Strength

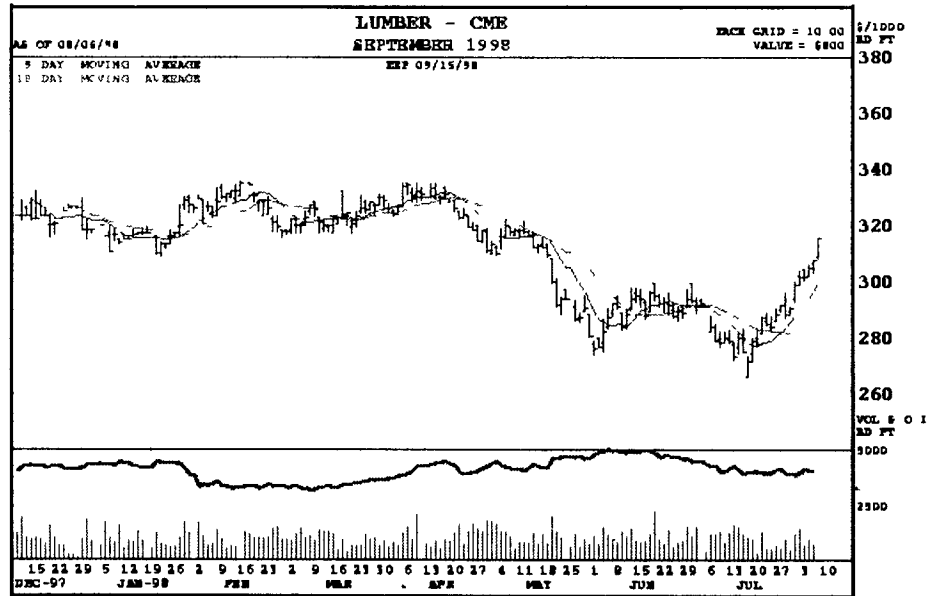
Symbol	Open	High	Low	Last Chge
S09 - 08/06/98	5414	5414	5340	5390 42
Moving Average		Momentum		
Day	09 18 40	Day	09 18 40	
	5593 5745 5975		312 702 446	
Stochastic		Directional Indicator		
Day	09 14 20	Day	09 14 20	
Sto	1 36 4 14 3 71	ADX	2 6 1 14 13 38	
%k	7 4 4 6 1 11	DI	40 84 36 27 33 72	
%d	7 83 4 2 4 28	+DI	16 7 19 04 26 87	
Relative Strength		Historic Volatility		
Day	09 14 20	Day	09 14 20	
	19 67 27 44 31 92		13 30% 16 00% 21 30%	



Symbol	Open	High	Low	Last Chge
LH08 - 08/06/98	5120	5185	5095	5177 +100
Moving Average		Momentum		
Day	09 18 40	Day	09 18 40	
	4977 4997 5362		+207 +130 -735	
Stochastic		Directional Indicator		
Day	09 14 20	Day	09 14 20	
Sto	97 88 95 42 73 16	ADX	38 97 41 43 35 55	
%k	78 06 65 48 46 09	-DI	23 78 28 77 30 76	
%d	60 64 46 78 31 37	+DI	27 28 22 74 20 72	
Relative Strength		Historic Volatility		
Day	09 14 20	Day	09 14 20	
	61 28 51 34 46 70		17 64% 27 73% 28 57%	



Symbol	Open	High	Low	Last Chge
LC08 - 08/06/98	6150	6220	6115	6157 +25
Moving Average		Momentum		
Day	09 18 40	Day	09 18 40	
	6035 6101 6318		+12 23 520	
Stochastic		Directional Indicator		
Day	09 14 20	Day	09 14 20	
Sto	85 62 73 10 62 50	ADX	49 52 48 69 43 66	
%k	8 86 46 19 38 78	-DI	33 77 32 44 32 52	
%d	38 05 29 02 24 13	+DI	29 41 23 59 20 37	
Relative Strength		Historic Volatility		
Day	09 14 20	Day	09 14 20	
	53 30 47 67 41 44		24 63% 22 59% 21 32%	



Symbol	Open	High	Low	Last Chge
LB08 - 08/06/98	30850	31550	30800	31520 +790
Moving Average		Momentum		
Day	09 18 40	Day	09 18 40	
	29975 29017 28918		+2690 +4220 +2720	
Stochastic		Directional Indicator		
Day	09 14 20	Day	09 14 20	
Sto	98 96 99 73 99 39	ADX	42 77 24 89 17 55	
%k	94 72 96 07 95 27	DI	7 71 12 83 16 67	
%d	30 08 91 23 88 49	+DI	49 68 42 30 37 44	
Relative Strength		Historic Volatility		
Day	09 14 20	Day	09 14 20	
	81 8 73 03 66 42		17 71% 20 94% 24 84%	