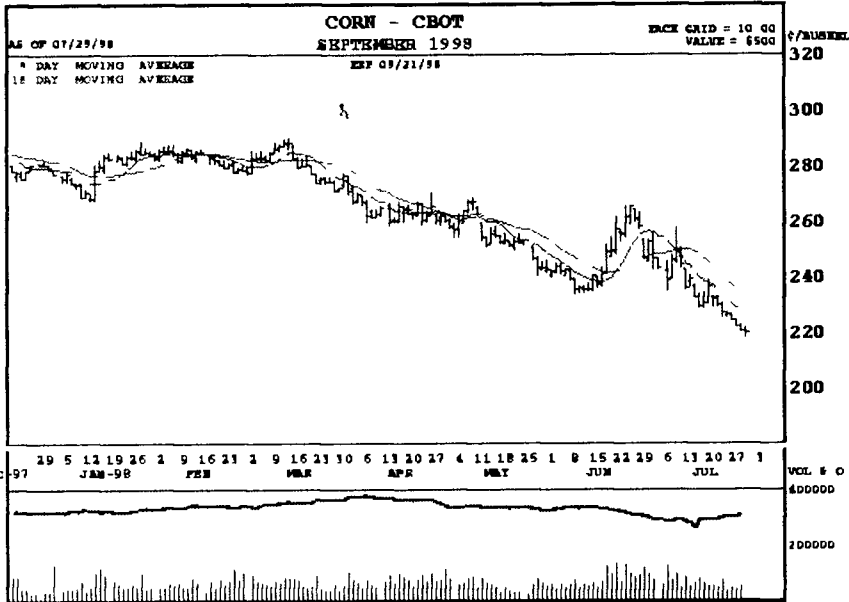


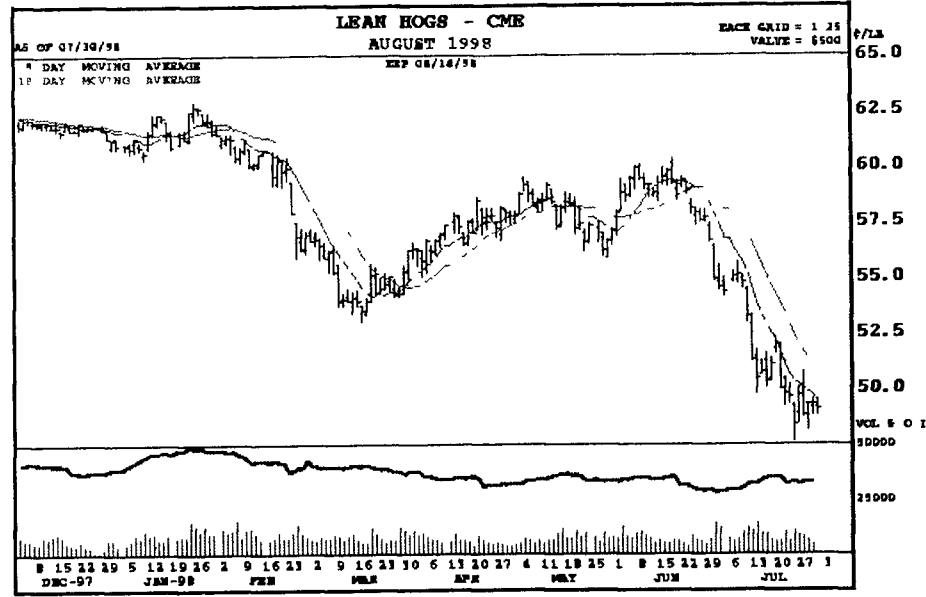
# GRAIN, CATTLE, HOG, MILK, BUTTER, AND CHEESE FUTURES MARKETS

Markets Courtesy Of Chicago Board and Mercantile Exchange  
(Closing bids: Thursday, July 30, 1998)

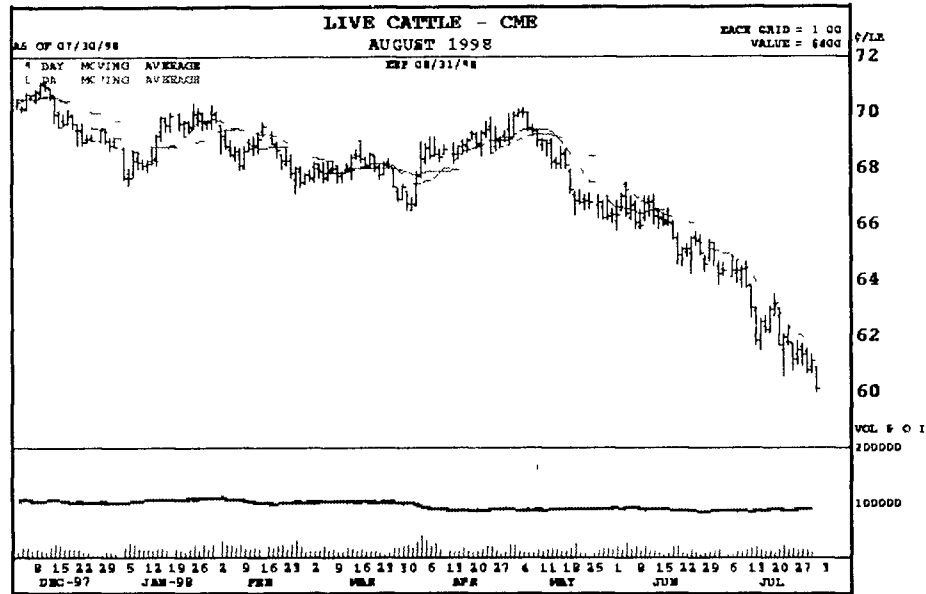


Volume and Open Interest Stochastic Relative Strength

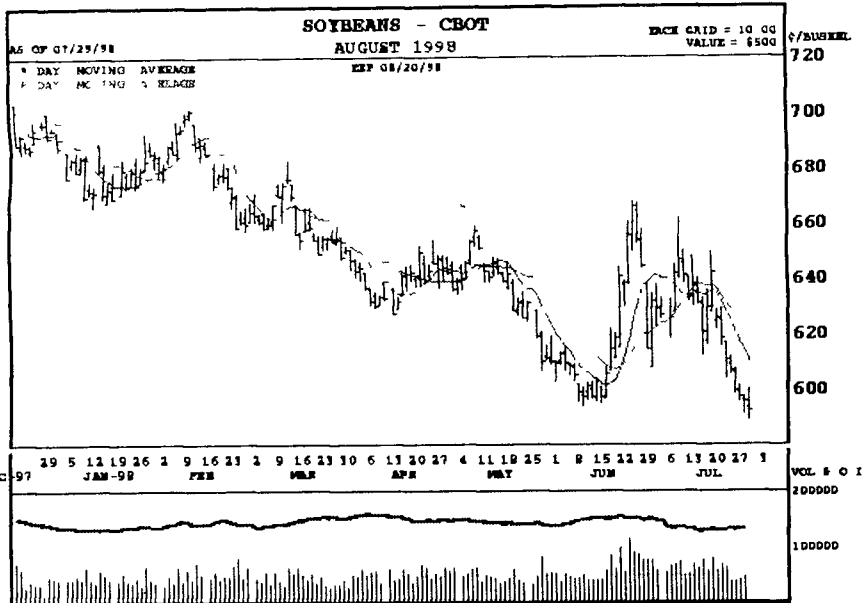
Symbol	Open	High	Low	Last Chge
CO8	280	300	240	+20
<b>Moving Average</b>				
Day	9	18	40	
6047	6205	6212		
<b>Stochastic</b>				
Day	9	14	20	
Sto	33	18	18	01
%k	31	78	25	12
%d	27	60	19	81
<b>Directional Indicator</b>				
Day	9	14	20	
ADX	54	74	47	26
-DI	34	81	36	94
+DI	14	19	13	77
<b>Relative Strength</b>				
Day	9	14	20	
33	93	32	79	32
<b>Historic Volatility</b>				
Day	9	14	20	
19	23	27	26	27
				83



Symbol	Open	High	Low	Last Chge
LH08	4915	4945	4880	4905
<b>Moving Average</b>				
Day	9	18	40	
4931	5070	5475		
<b>Momentum</b>				
Day	9	18	40	
				-292
				-602
				-960
<b>Stochastic</b>				
Day	9	14	20	
Sto	33	18	18	01
%k	31	78	25	12
%d	27	60	19	81
<b>Directional Indicator</b>				
Day	9	14	20	
ADX	54	74	47	26
-DI	34	81	36	94
+DI	14	19	13	77
<b>Relative Strength</b>				
Day	9	14	20	
33	93	32	79	32
<b>Historic Volatility</b>				
Day	9	14	20	
19	23	27	26	27
				83

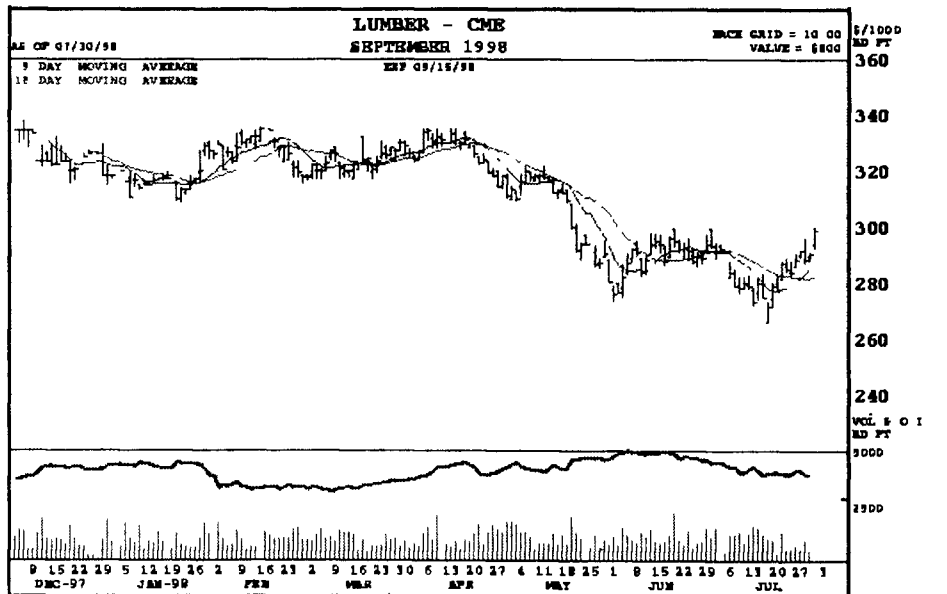


Symbol	Open	High	Low	Last Chge
LC08	6085	6087	5995	6010
<b>Moving Average</b>				
Day	9	18	40	
6124	6217	6399		
<b>Momentum</b>				
Day	9	18	40	
				-305
				-420
				627
<b>Stochastic</b>				
Day	9	14	20	
Sto	5	00	4	29
%k	14	99	11	88
%d	20	92	16	29
<b>Directional Indicator</b>				
Day	9	14	20	
ADX	55	00	49	34
-DI	37	59	36	23
+DI	7	45	8	52
<b>Relative Strength</b>				
Day	9	14	20	
26	08	27	89	29
<b>Historic Volatility</b>				
Day	9	14	20	
15	13	16	77	14
				83



Volume and Open Interest Stochastic Relative Strength

Symbol	Open	High	Low	Last Chge
SO8	5922	5990	5884	5962
<b>Moving Average</b>				
Day	9	18	40	
6047	6205	6212		
<b>Momentum</b>				
Day	9	18	40	
				-460
				294
				-132
<b>Stochastic</b>				
Day	9	14	20	
Sto	13	1	10	51
%k	7	34	8	2
%d	1	68	11	27
<b>Directional Indicator</b>				
Day	9	14	20	
ADX	23	18	17	31
-DI	3	39	28	23
+DI	1	4	7	50
<b>Relative Strength</b>				
Day	9	14	20	
3	3	3	0	40
<b>Historic Volatility</b>				
Day	9	14	20	
17	27	19	02	19
				64



Symbol	Open	High	Low	Last Chge
LU8	3350	3930	2975	2987
<b>Moving Average</b>				
Day	9	18	40	
47	1	86	48	
<b>Momentum</b>				
Day	9	18	40	
				+203
				+1430
				+170
<b>Stochastic</b>				
Day	9	14	20	
Sto	31	3	4	06
%k	51	33	0	8
%d	75	3	3	4
<b>Directional Indicator</b>				
Day	9	14	20	
ADX	25	97	1	4
-DI	12	9	1	63
+DI	41	1	35	21
<b>Relative Strength</b>				
Day	9	14	20	
69	76	1	1	7
<b>Historic Volatility</b>				
Day	9	14	20	
23	98	27	86	27
				09

(Turn to Page A21)

