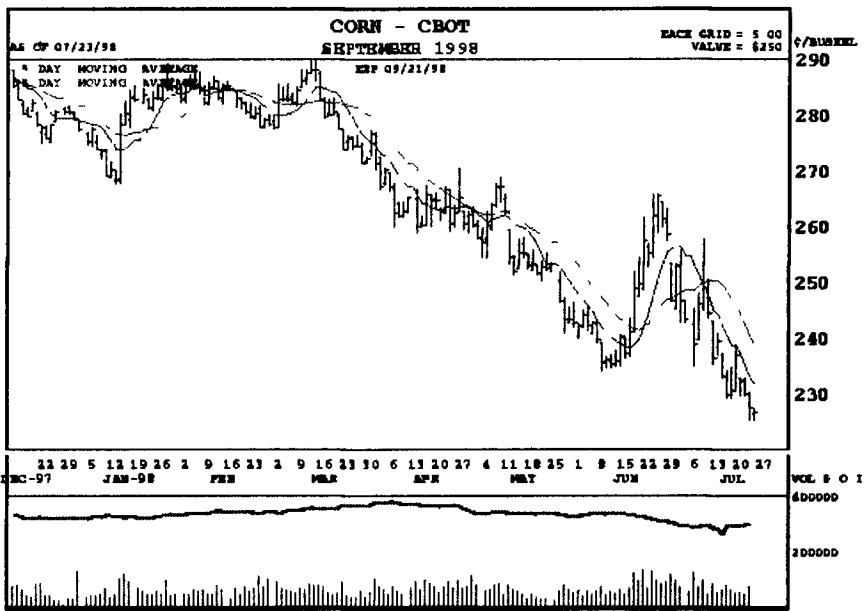


GRAIN, CATTLE, HOG, MILK, BUTTER, AND CHEESE FUTURES MARKETS

Markets Courtesy Of Chicago Board and Mercantile Exchange
(Closing bids: Thursday, July 23, 1998)



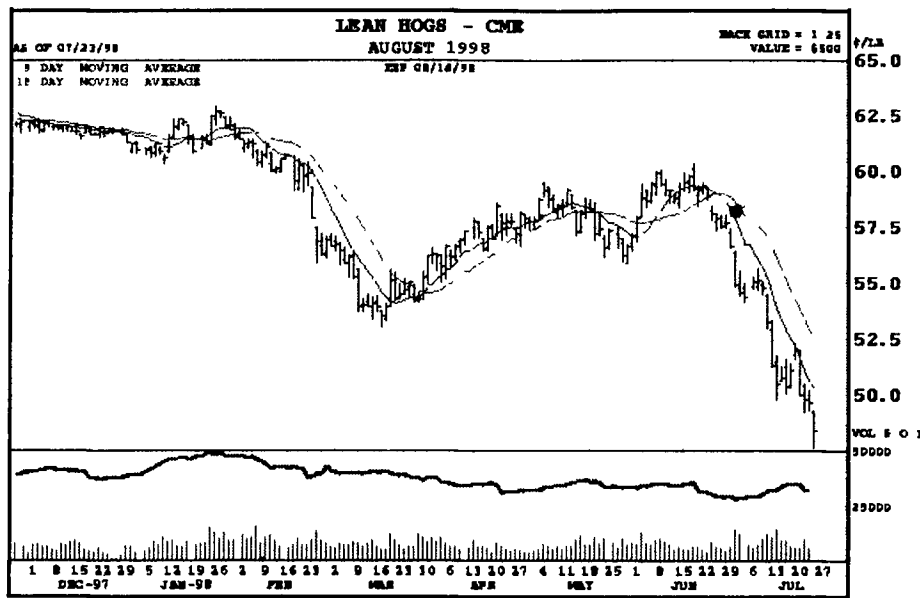
Volume and Open Interest | Stochastic | Relative Strength

Symbol	Open	High	Low	Last Chge	
CUB - 07/23/98	2264	2274	2254	2266	-6

---Moving Average---			---Momentum---				
Day	09	18	40	Day	09	18	40
	2317	2384	2426		-96	-320	-166

---Stochastic---			---Directional Indicator---				
Day	09	14	20	Day	09	14	20
Sto	8 06	3 85	3 21	ADX	23 44	18 72	15 94
%k	9 88	7 07	5 86	-DI	27 70	26 38	25 71
%d	11 73	10 19	8 92	+DI	15 36	17 58	18 85

---Relative Strength---			---Historic Volatility---				
Day	09	14	20	Day	09	14	20
	33 76	36 99	38 79		25 17%	29 70%	32 06%

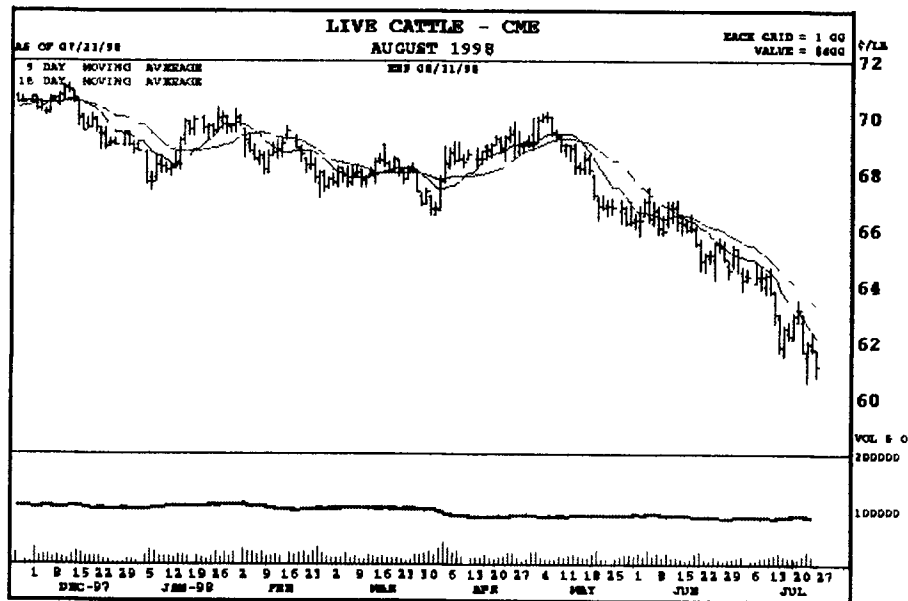


Symbol	Open	High	Low	Last Chge	
LHQ8 - 07/23/98	4920	4930	4760	4835	-125

---Moving Average---			---Momentum---				
Day	09	18	40	Day	09	18	40
	5025	5234	5583		-292	-930	-787

---Stochastic---			---Directional Indicator---				
Day	09	14	20	Day	09	14	20
Sto	16 13	9 32	7 21	ADX	62 55	46 95	33 83
%k	13 77	9 27	7 11	-DI	51 59	48 31	44 73
%d	14 17	10 23	8 15	+DI	7 28	8 97	10 87

---Relative Strength---			---Historic Volatility---				
Day	09	14	20	Day	09	14	20
	20 17	22 69	25 92		27 41%	28 53%	25 63%

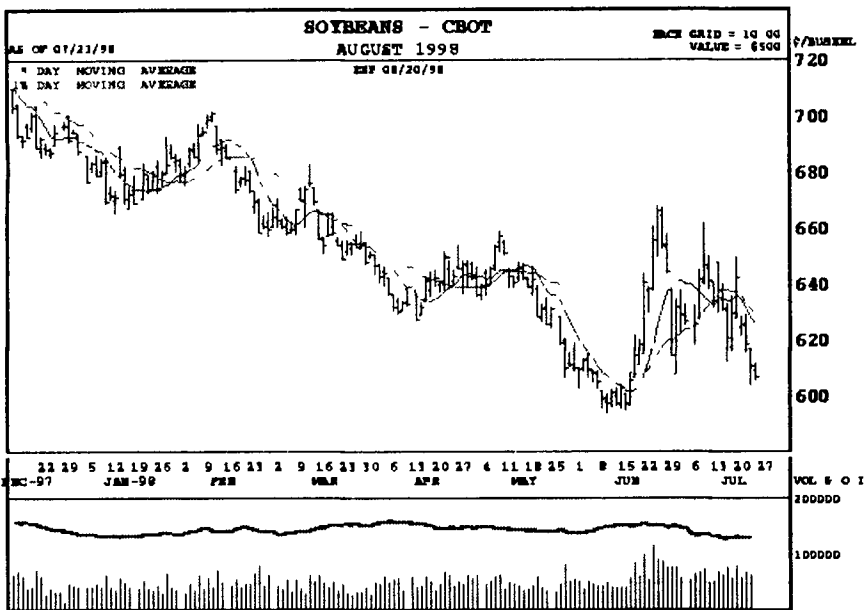


Symbol	Open	High	Low	Last Chge	
LCQR - 07/23/98	6170	6170	6077	6117	-58

---Moving Average---			---Momentum---				
Day	09	18	40	Day	09	18	40
	6211	6319	6467		-180	-335	-505

---Stochastic---			---Directional Indicator---				
Day	09	14	20	Day	09	14	20
Sto	21 38	14 52	12 28	ADX	51 07	45 99	39 06
%k	27 73	21 97	18 77	-DI	44 22	40 06	37 00
%d	28 08	23 04	19 90	+DI	11 26	11 10	11 19

---Relative Strength---			---Historic Volatility---				
Day	09	14	20	Day	09	14	20
	28 26	29 50	30 62		18 54%	15 79%	14 91%



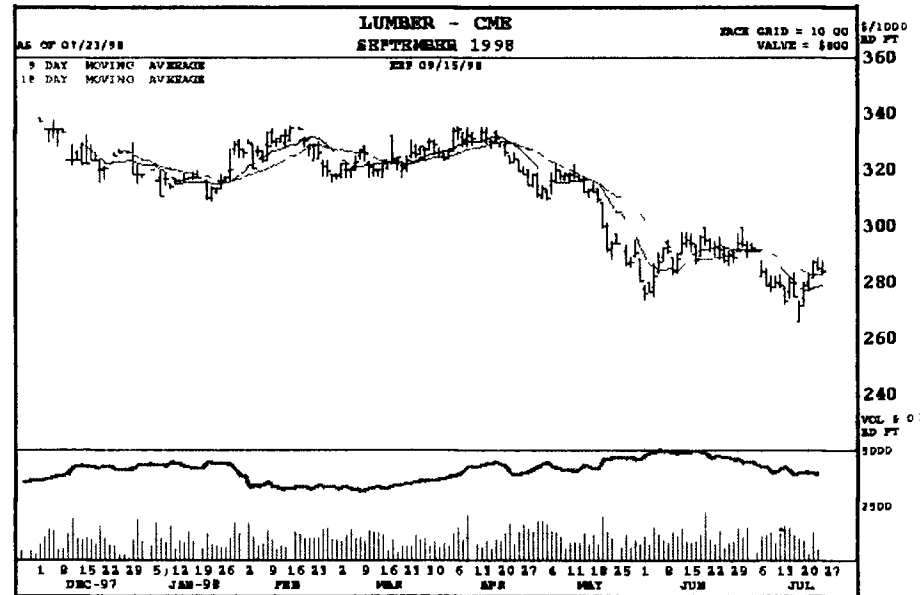
Volume and Open Interest | Stochastic | Relative Strength

Symbol	Open	High	Low	Last Chge	
SQR - 07 23 98	6090	6127	6060	6066	-40

---Moving Average---			---Momentum---				
Day	09	18	40	Day	09	18	40
	6247	6246	6230		274	380	34

---Stochastic---			---Directional Indicator---				
Day	9	14	20	Day	09	14	20
Sto	7 4	1 74	4 33	ADX	17 55	15 47	13 84
%k	19 74	17 22	13 49	-DI	29 20	27 23	25 21
%d	4 71	7 9	30 31	+DI	19 65	22 76	23 18

---Relative Strength---			---Historic Volatility---				
Day	09	14	20	Day	09	14	20
	35 96	40 66	42 96		22 69%	22 81%	27 85%



Symbol	Open	High	Low	Last Chge	
LBUR - 07/23/98	28350	28730	28300	28390	70

---Moving Average---			---Momentum---				
Day	09	18	40	Day	09	18	40
	27889	28219	28569		+500	510	-340

---Stochastic---			---Directional Indicator---				
Day	09	14	20	Day	09	14	20
Sto	79 11	79 11	53 94	ADX	20 07	15 88	15 57
%k	72 87	60 50	47 89	-DI	23 18	25 47	26 83
%d	58 42	44 11	38 17	+DI	26 95	25 13	24 24

---Relative Strength---			---Historic Volatility---				
Day	09	14	20	Day	09	14	20
	52 77	49 31	47 18		30 38%	28 37%	24 76%

