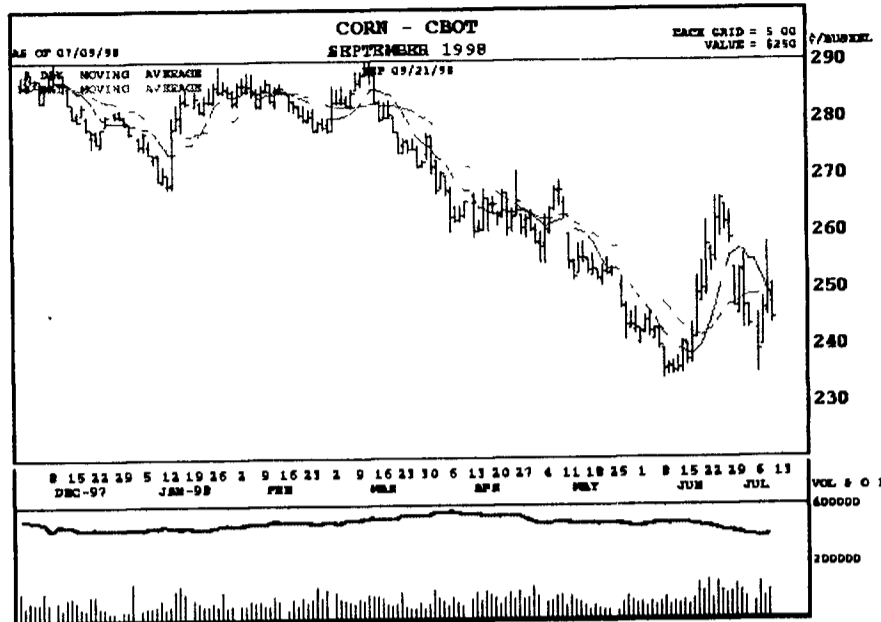


GRAIN, CATTLE, HOG, MILK, BUTTER, AND CHEESE FUTURES MARKETS

Markets Courtesy Of Chicago Board and Mercantile Exchange
(Closing bids: Thursday, July 9, 1998)



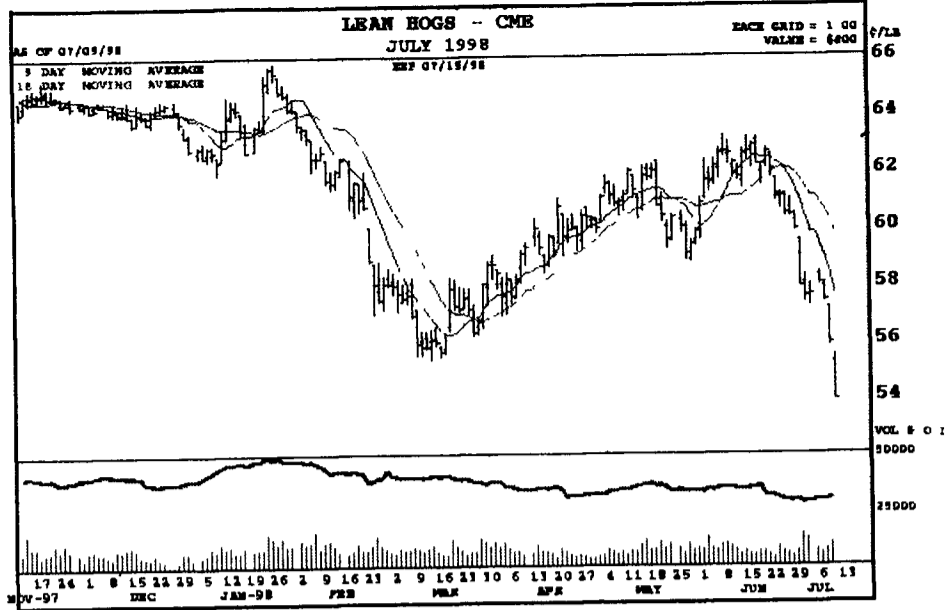
Volume and Open Interest Stochastic Relative Strength

Symbol	Open	High	Low	Last Chge
CUB - 07/09/98	2472	2506	2436	2444 -44

---Moving Average---			---Momentum---				
Day	09	18	40	Day	09	18	40
	2474	2503	2475		-170	+40	-74

---Stochastic---			---Directional Indicator---				
Day	09	14	20	Day	09	14	20
Sto	33	33	30	ADX	26	74	23
%k	33	89	35	-DI	19	22	19
%d	34	73	40	+DI	24	36	24

---Relative Strength---			---Historic Volatility---				
Day	09	14	20	Day	09	14	20
	44	94	46		37	75%	37

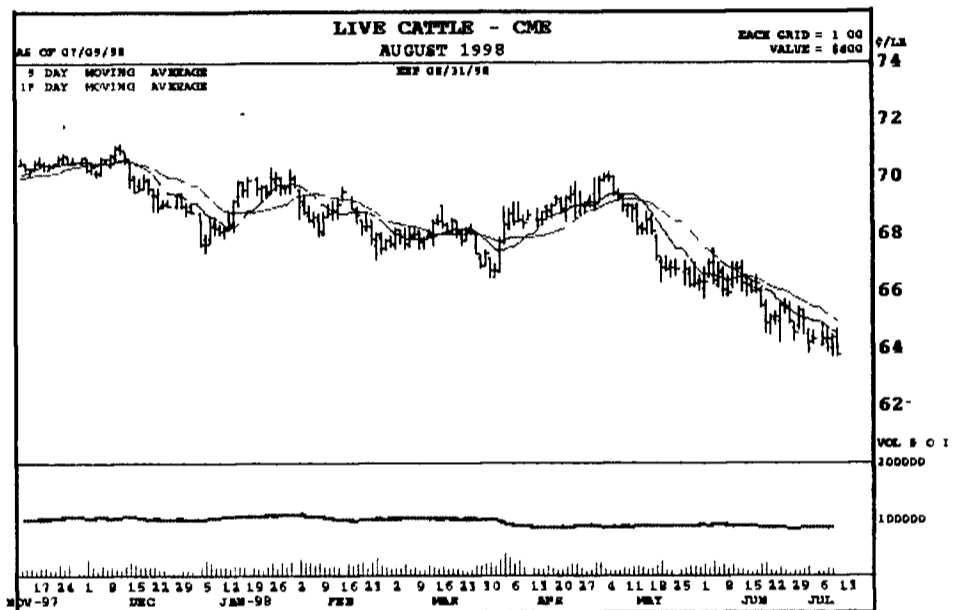


Symbol	Open	High	Low	Last Chge
LHN8 - 07/09/98	5520	5540	5385	5385 -200

---Moving Average---			---Momentum---				
Day	09	18	40	Day	09	18	40
	5758	5972	6050		-655	-867	-742

---Stochastic---			---Directional Indicator---				
Day	09	14	20	Day	09	14	20
Sto	00	00	00	ADX	45	54	28
%k	3	98	3	-DI	63	97	53
%d	7	26	6	+DI	8	82	12

---Relative Strength---			---Historic Volatility---				
Day	09	14	20	Day	09	14	20
	10	78	17		23	53%	20

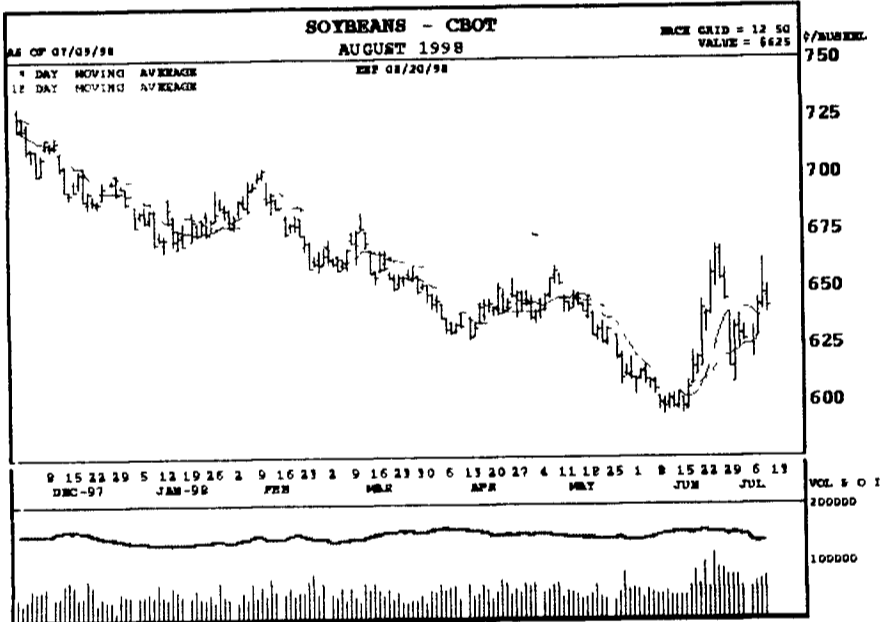


Symbol	Open	High	Low	Last Chge
LCR8 - 07/09/98	6437	6465	6370	6377 -54

---Moving Average---			---Momentum---				
Day	09	18	40	Day	09	18	40
	6445	6490	6593		-113	245	-445

---Stochastic---			---Directional Indicator---				
Day	09	14	20	Day	09	14	20
Sto	4	07	3	ADX	43	28	38
%k	21	86	17	-DI	24	06	25
%d	28	20	21	+DI	10	46	10

---Relative Strength---			---Historic Volatility---				
Day	09	14	20	Day	09	14	20
	27	61	30		10	84%	9



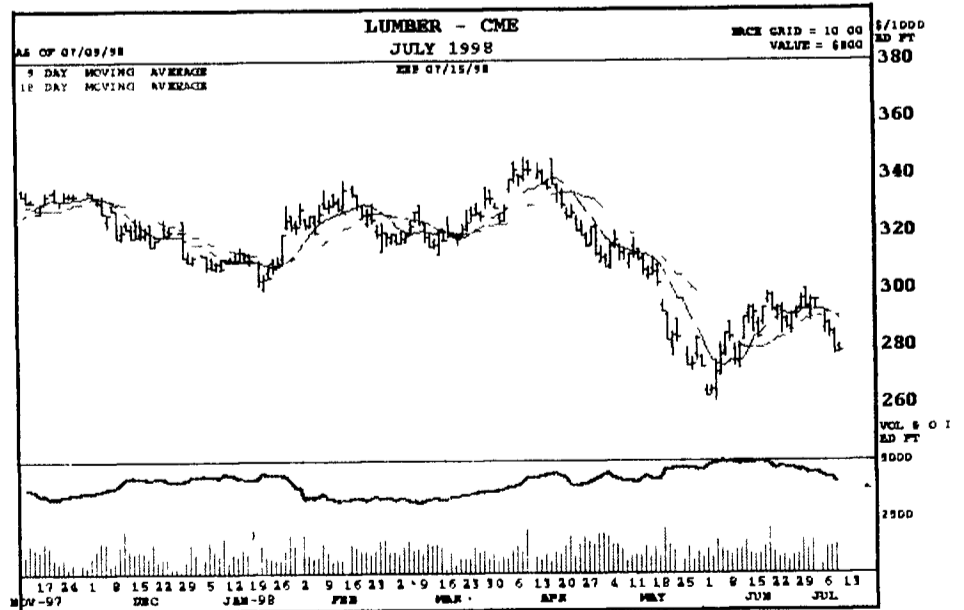
Volume and Open Interest Stochastic Relative Strength

Symbol	Open	High	Low	Last Chge
SUB - 07/09/98	6114	6114	6114	6114 54

---Moving Average---			---Momentum---				
Day	09	18	40	Day	09	18	40
	6114	6131	621		124	+94	+10

---Stochastic---			---Directional Indicator---				
Day	09	14	20	Day	09	14	20
Sto	51	46	55	ADX	2	83	18
%k	4	1	23	-DI	11	20	7
%d	41	46	44	+DI	30	16	29

---Relative Strength---			---Historic Volatility---				
Day	09	14	20	Day	09	14	20
	35	33	36		75	4	29



Symbol	Open	High	Low	Last Chge
LUB - 07/09/98	271	271	240	2750 180

---Moving Average---			---Momentum---				
Day	09	18	40	Day	09	18	40
	2904	2896	2814		1	40	1230

---Stochastic---			---Directional Indicator---				
Day	09	14	20	Day	09	14	20
Sto	5	22	5	ADX	19	92	13
%k	19	65	21	-DI	34	89	32
%d	16	66	41	+DI	14	73	18

---Relative Strength---			---Historic Volatility---				
Day	09	14	20	Day	09	14	20
	35	04	40		21	81%	20

