

**35 TRUCKS & TRAILERS**

Used 3500 gallon liquid carbonic oxygen tank. Was truck mounted. Stainless steel inter-shell, \$1,200 OBO. (717)432-3514.

'89 Ford XLT E350, 7 pass, 460 auto, PS, PB, PW, PDL, cruise, tilt, dual air, AM-FM cassette, towing package, excellent condition, \$6,900. 717-733-2873

**Woodcrest Motors**

SPECIALIZING IN TRUCKS & VANS  
1200 North Reading Rd., (Rt. 272) Stevens, (Lancaster Co) PA 17578  
717-336-3130



(2) 92 GMC TOP KICK  
Lo-Pro 366 V8 Gas, AT, PS,  
PB, 79,000 Miles



95 FORD CLUB WAGON XLT  
7.3 Power Stroke Diesel, AT, Dual A/C,  
PW PL 15 Passenger, Alum Wheels,  
66,000 Miles



94 FORD E350 CARGO VAN EXTENDED  
315 V8, AT A/C C.T. 67,000 Miles, White  
\$10,950



89 FORD F350 DUMP TRUCK  
460 V8, 5-speed, Red, 33,000 Miles  
\$11,950



91 FORD F250 EXT CAB XLT,  
V8, AT, A/C Most Options, 8600  
GVW 81,000 Miles




94 DODGE RAM 3500 Handicap  
Van, V8 AT, Dual A/C & Heat,  
Wheelchair Lift, 79,000 Miles, Dk Blue

**1989 Mack Super Liner**

E7 Mack engine, 400hp, Fuller 9-spd. trans., Mack rears w/Neway Airride, AC, Dynatard engine brake, AM/FM cassette, cellular phone, twin exhausts, (2) 135 gal. aluminum fuel tanks, 42" sleeper, 11R-24.5 Lo Profile on steel Budds, aluminum front, good condition.

\$17,900

717/880-1221, 717/359-7598



16' Walinga Body with Blower. One divider included. \$10,000.

717/626-8191

**LESHER Mack SALES & SERVICE**

2700 Cumberland Sts. (Route 422 West) Lebanon, Pa 17042

**NEED A SLEEPER OR DAYCAB?**  
Sleeper boxes can be removed - plenty to choose from 1994's - 1995's


1995 Mack CH613, Day Cab, Low Miles - 222, 648, E7-350, T2090, Airride - 4'33R, 204" WB, Spoked Wheels 11R22.5, Good Clean Truck



E7-350 RTLO14610B - 10 Spds, DS404 - 3.90R on Air, Steel Disc Hub Pilot, 295/75R 22.5 192 WB, 42" Highrise, 400,000 Miles



1974 Int. Loadstar 392 V8, 4 Spd, Auto, 10 Ft Bed, 10' Road Plow, New PA Inspection, 26,000 Lb., Runs Good



1995 Parker Aluminum Dump  
O A Length 34ft, 3-Axle Air Ride, 11R22.5, Spoke

**LEASE IT!**  
1999 Isuzu NPR 14 Ft. Supreme Van Body, Call For Details Ask For Leasing Dept



1993 Mack MS250  
190 HP, 6 Spd, 217" WB, A/C, PS, Cab & Chassis, Rebuilt Trans. with New Clutch

**717-273-4535**



12' Reefer Body, under body refrigeration unit, Uses 220 electric Has damage



1981 Volkswagen Rabbit  
Diesel 4 Spd 177 354 Mi  
2 Door Needs Driver-Side Fender



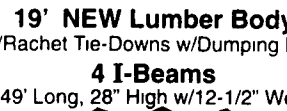
1993 Toyota Pickup  
4 Cyl 5 Spd Trans AM-FM Radio A/C Excellent Condition High Mileage



1500 gallon Sludge Tank  
w/2cyl Deutz Diesel



New flatbeds available  
Sizes currently available are 12', 14', 20', 22' and 24'. Racks are also available



19' NEW Lumber Body  
w/Ratchet Tie-Downs w/Dumping Hoist  
4 I-Beams  
49' Long, 28" High w/12-1/2" Web

Expanding Business Looking For Mechanics & Mechanics Helpers CALL FOR DETAILS!!



3- 40' Steel Flatbed Trailers  
with sliding tandems all in good condition



1989 Isuzu NPR  
4 Cyl Diesel 5 Spd, 14 Van Body w/Rollup Door Electric Lift Gate 115,000 Miles



1977 Mack R Model tractors,  
300 engine 5 spd, 38,000 lb rears power steering



Aluminum Tanker/Trailers  
7500 gal and up



3000 Sludge Tank



International Industrial Loader  
4cyl Diesel engine, runs good

**Wm. Cohen & Sons**

Thorndale, PA

(610) 269-1298 Call between 7 am - 4:30 pm

1978 GMC Motorhome Edgemount, 455, V-8 engine, FWD, 26 Long, 3 spd trans, 4 beds, bathroom, kitchen, needs work  
Hundreds of Used Truck Tires For Sale Sizes from 16" to 24"  
1979 Crane Carrier Cement Mixer, 10 Yd Rex Mixer, 230 Cummins 8 Spd Trans, 44,000 Lb Rears Asking \$8,500  
Used Overhead Door For Sale 16'H x 14'W Asking \$650

Aluminum Loading Ramps 9 & 10', also some other sizes available  
Yale Electric Hoists 1/2 ton cap, 440 volt, single and three phase. Asking \$950/ea.  
Pedestal Grinder Baldor 2 Hp, 3 phase, 220 amps  
Toledo Scale, 1,000 lb. Capacity  
Oil Heaters 250,000 BTU's

**DAN-PHELPS ENGINE WAREHOUSE**

CHECK OUR PRICES ON GM GOODWRENCH AND REMANUFACTURED ENGINES FOR ALL MAKES!

350 LD - NEW

ONLY \$1195

Call for pricing on 350 MD

4.3L V6 - REMAN

1985-1991

ONLY \$1565

2.8L V6 - NEW

ONLY \$1430

Many others priced comparatively low

Covered by General Motors 3 Year/50,000 Mile Warranty

COMPLETE GM CAR & TRUCK PARTS DEPARTMENT  
We Ship Anywhere!

QUALITY-BEDLINERS For All Trucks \$169.<sup>95</sup>

Free PARTS LOCATER SYSTEM for hard-to-find parts for all makes!

MOTOR HOME & RV PARTS available for all models

**DAN-PHELPS**

100 1/2 Museum Road, Shillington

610-777-1300 or 800-397-4041 SERVICE DEPT HOURS MON. - FRI 8 AM - 5 PM



Goodwrench Service Plus