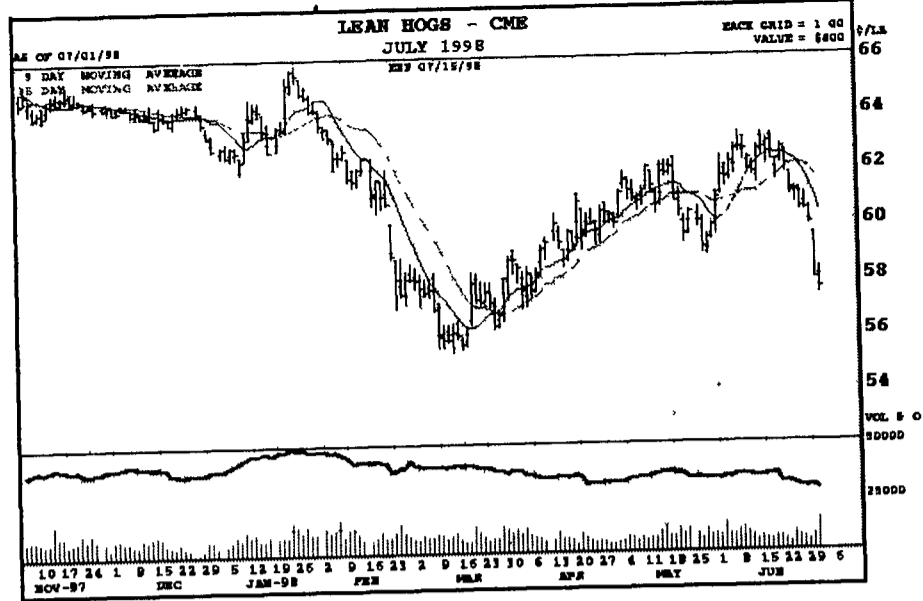
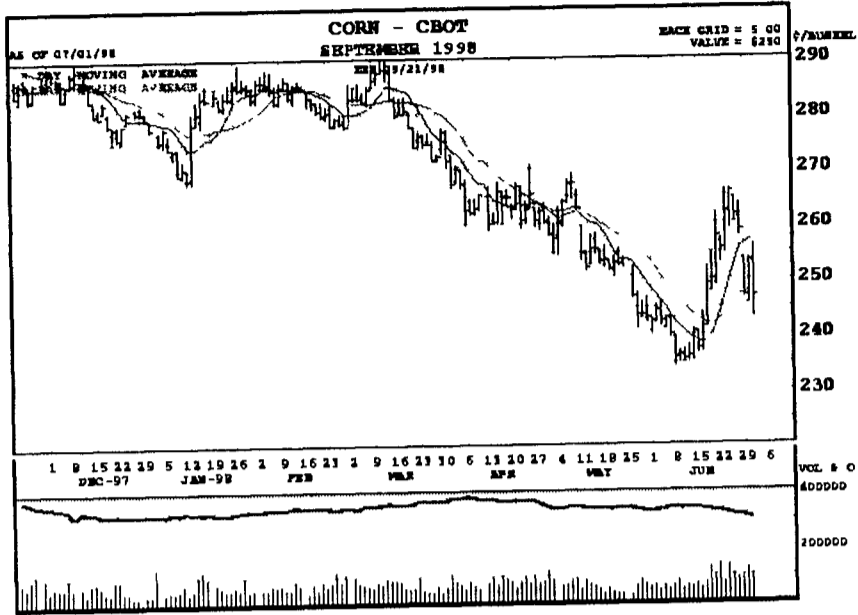


GRAIN, CATTLE, HOG, MILK, BUTTER, AND CHEESE FUTURES MARKETS

Markets Courtesy Of Chicago Board and Mercantile Exchange
(Closing bids: Thursday, July 2, 1998)



Symbol	Open	High	Low	Last	Chge
LHN8 - 07/01/98	5795	5825	5730	5755	-30

---Moving Average---			---Momentum---		
Day	09	18	40	Day	09
	6030	6133	6108		-460
					500
					255

---Stochastic---			---Directional Indicator---		
Day	09	14	20	Day	09
	4.61	4.71	1.27		31.77
	6.46	6.35	11.32		41.22
	14.75	10.73	70.74		11.37

---Relative Strength---			---Historic Volatility---		
Day	09	14	20	Day	09
	16.61	76.61	12.75		17.1
					15.416

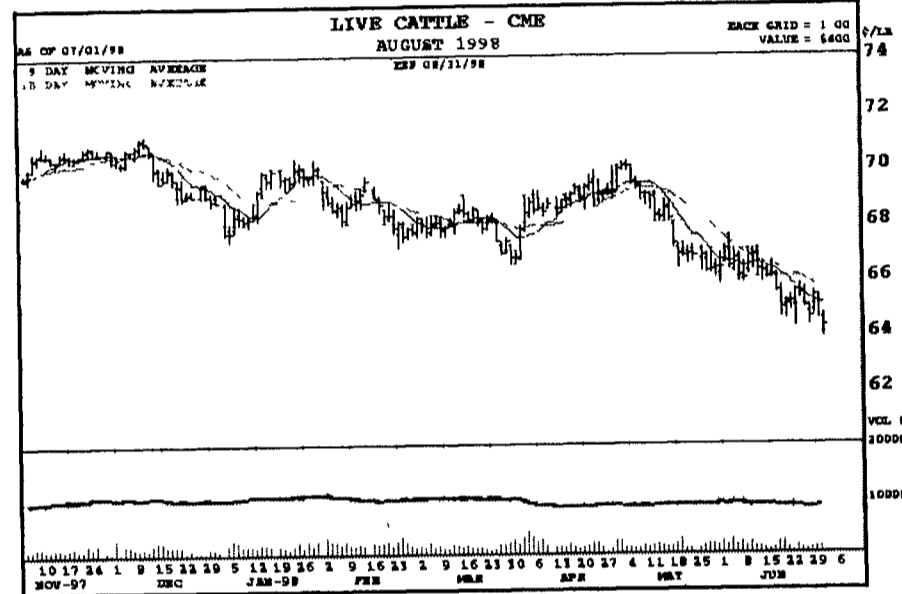
Volume and Open Interest Stochastic Relative Strength

Symbol	Open	High	Low	Last	Chge
LCR	0	1.94	2.76	2.60	2.70
					165
					-64

---Moving Average---			---Momentum---		
Day	09	14	20	Day	09
	1.1	1.4	1.70		-30
					+70
					172

---Stochastic---			---Directional Indicator---		
Day	09	14	20	Day	09
	10	17.40	39.3		76.29
	41.7	6.61	76.3		19.15
	5.9	6.66	65.25		18.76

---Relative Strength---			---Historic Volatility---		
Day	09	14	20	Day	09
	44.34	16.28	46.6		40.274
					36.738
					31.914

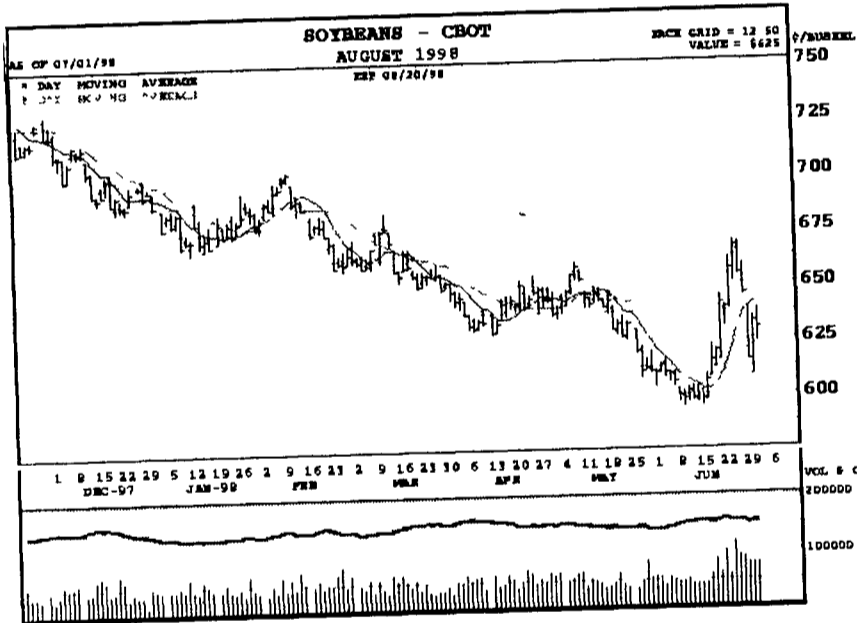


Symbol	Open	High	Low	Last	Chge
LCQ8 - 07/01/98	6450	6465	6380	6470	80

---Moving Average---			---Momentum---		
Day	09	18	40	Day	09
	6494	6551	6651		-65
					-182
					524

---Stochastic---			---Directional Indicator---		
Day	09	14	20	Day	09
	21.05	14.47	12.42		42.31
	35.50	23.77	20.37		34.04
	15.17	11.21	2.15		16.9

---Relative Strength---			---Historic Volatility---		
Day	09	14	20	Day	09
	31.74	2.97	74.27		11.6
					10.14
					10.74



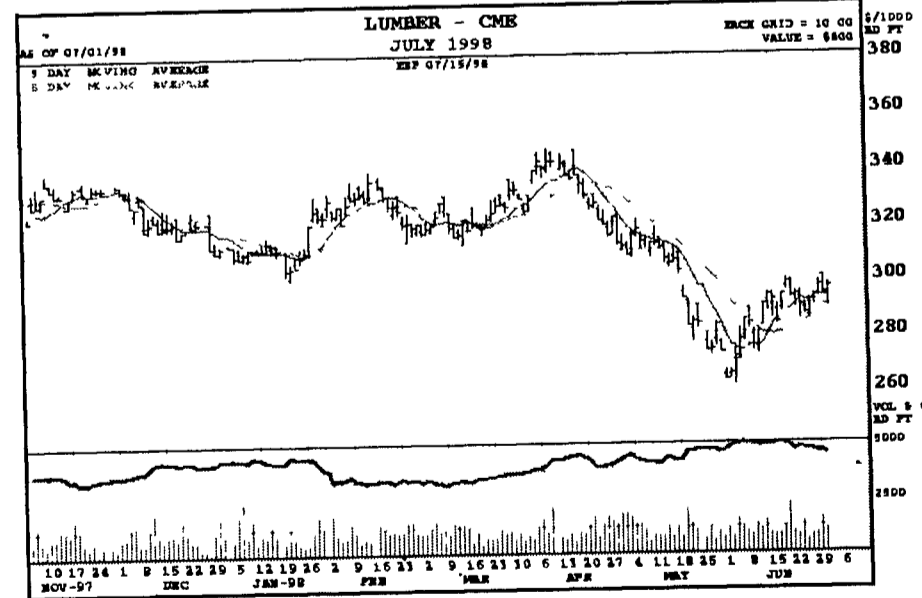
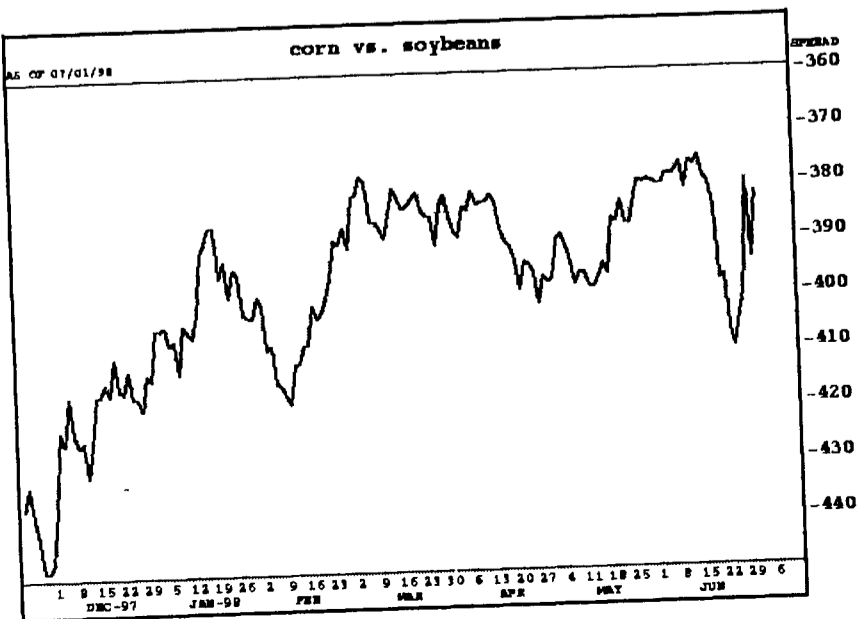
Volume and Open Interest Stochastic Relative Strength

Symbol	Open	High	Low	Last	Chge
LCB	0	1.01	1.49	1.70	1.60
					6230
					6292
					20

---Moving Average---			---Momentum---		
Day	09	14	20	Day	09
	1.04	1.10	1.1		18
	1.1	1.2	1.6		-104
					+210
					1.6

---Stochastic---			---Directional Indicator---		
Day	09	14	20	Day	09
	5.15	46.7	17.44		38.14
	16.01	51.17	54.01		26.97
	4.74	7.71	11.75		14.07

---Relative Strength---			---Historic Volatility---		
Day	09	14	20	Day	09
	4.84	1.65	0.71		10.204
					73.549
					76.917



Symbol	Open	High	Low	Last	Chge
LB78 - 07/01/98	29306	29670	28860	29740	+2.0

---Moving Average---			---Momentum---		
Day	09	14	20	Day	09
	29.15	30.0	28.886		18
					-206
					+110
					120

---Stochastic---			---Directional Indicator---		
Day	09	14	20	Day	09
	7.33	00	8.77		12.20
	64.33	71.77	64.6		4.39
	04.25	3.0	1.1		27.74

---Relative Strength---			---Historic Volatility---		
Day	09	14	20	Day	09
	9	14	13.33		7.507
					28.1
					2.18